

**Manuscript version: Author's Accepted Manuscript**

The version presented in WRAP is the author's accepted manuscript and may differ from the published version or Version of Record.

**Persistent WRAP URL:**

<http://wrap.warwick.ac.uk/113306>

**How to cite:**

Please refer to published version for the most recent bibliographic citation information. If a published version is known of, the repository item page linked to above, will contain details on accessing it.

**Copyright and reuse:**

The Warwick Research Archive Portal (WRAP) makes this work by researchers of the University of Warwick available open access under the following conditions.

Copyright © and all moral rights to the version of the paper presented here belong to the individual author(s) and/or other copyright owners. To the extent reasonable and practicable the material made available in WRAP has been checked for eligibility before being made available.

Copies of full items can be used for personal research or study, educational, or not-for-profit purposes without prior permission or charge. Provided that the authors, title and full bibliographic details are credited, a hyperlink and/or URL is given for the original metadata page and the content is not changed in any way.

**Publisher's statement:**

Please refer to the repository item page, publisher's statement section, for further information.

For more information, please contact the WRAP Team at: [wrap@warwick.ac.uk](mailto:wrap@warwick.ac.uk).



**BOUNDED TYPE SIEGEL DISKS OF FINITE TYPE MAPS WITH FEW SINGULAR VALUES**

Journal:	<i>SCIENCE CHINA Mathematics</i>
Manuscript ID	SCM-2018-0302
Manuscript Type:	Original Article
Date Submitted by the Author:	28-Apr-2018
Complete List of Authors:	Cheritat, Arnaud
Keywords:	BOUNDED TYPE SIEGEL DISKS OF FINITE TYPE MAPS WITH FEW SINGULAR VALUES

SCHOLARONE™  
Manuscripts

**BOUNDED TYPE SIEGEL DISKS OF FINITE TYPE MAPS  
WITH FEW SINGULAR VALUES**

A. CHÉRITAT AND A.L. EPSTEIN

ABSTRACT. Let  $U$  be an open subset of The Riemann sphere  $\mathbb{S}$ . We give sufficient conditions for which a finite type map  $f : U \rightarrow \mathbb{S}$  with at most three singular values has a Siegel disk compactly contained in  $U$  and whose boundary is a quasicircle containing a unique critical point. The main tool is quasiconformal surgery à la Douady-Ghys-Herman-Świątek. We also give sufficient conditions for which, instead,  $\Delta$  has not compact closure in  $U$ . The main tool is the Schwarzian derivative and area inequalities à la Graczyk-Świątek.

CONTENTS

1.	Introduction	1
1.1.	Singular values and finite type maps	1
1.2.	Statement	2
2.	Proof of case (1)	2
3.	Proof of case (2)	3
3.1.	A surgery	3
3.2.	Consequences	8
4.	Proof of case (3)	11
5.	Ramified coverings	15
	References	18

1. INTRODUCTION

**1.1. Singular values and finite type maps.** The origin of the notion of singular value is hard to trace back, it seems to date from Hurwitz or before.

**Definition.** Let  $f : \mathcal{S} \rightarrow \mathcal{S}'$  be an analytic map between Riemann surfaces. A *regular value* is a point  $z \in \mathcal{S}'$  which has an *evenly covered* neighbourhood  $V$ , i.e.  $V$  is open and the restriction  $f : f^{-1}(V) \rightarrow V$  is a covering. A point  $z \in \mathcal{S}'$  which is not a regular value is called a *singular value*. An *asymptotic value* is a point  $z \in \mathcal{S}'$  which is the limit of the image by  $f$  of a continuous path in  $\mathcal{S}$  going to infinity<sup>1</sup>. A *critical value* is the image by  $f$  of a critical point of  $f$ .

The following is well-known, see for instance Proposition 1 in [Ere13].<sup>2</sup>

**Proposition.** *The set of singular values  $\text{Sing } f$  is the closure of the union of the set  $C(f)$  of critical values and of the set  $A(f)$  of asymptotic values:*

$$\text{Sing } f = \overline{C(f) \cup A(f)}.$$

<sup>1</sup>in the sense of Alexandrov, i.e. leaving every compact

<sup>2</sup>The notation  $\text{Sing } f$  is not used in [Ere13]. Instead, he uses  $\text{Sing } f^{-1}$  to refer to  $C(f) \cup A(f)$ , not to its closure.

**Remark.** Some authors use the term singular values to denote  $C(f) \cup A(f)$ , not its closure. Of course if this union is finite then it equals its closure.

**Definition** ([Eps93], [Eps95], [BEE13]). A *finite type map* is an analytic map  $f : \text{dom } f = \mathcal{S} \rightarrow \mathcal{S}'$  where  $\mathcal{S}$  and  $\mathcal{S}'$  are Riemann surfaces,  $\mathcal{S}'$  is compact,  $f$  is open,  $f$  has no removable isolated singularities, and the set of singular values of  $f$  is finite.

Being open for an analytic map is equivalent to not being constant on any connected component of the domain.

## 1.2. Statement.

**Theorem 1.** *Let  $\mathbb{S}$  be the Riemann sphere,  $U$  an open subset, and  $f : U \rightarrow \mathbb{S}$  a finite type map such that:*

- $\text{Sing } f \subset \{a, b, c\}$  for some  $a, b, c \in \mathbb{S}$ ,
- $a \in U$  and  $a$  is a neutral fixed point of  $f$ , with eigenvalue  $e^{2i\pi\theta}$  with  $\theta \in \mathbb{R}$ ,
- $\theta$  is a bounded type irrational,
- either  $c \in \mathbb{S} - U$  or  $f(c) \in \{a, b, c\}$ .

*Let  $\Delta$  be the Siegel disk of  $f$  at  $a$ . Consider the lift  $\gamma$  starting from  $a$  of any injective path  $\gamma'$  going from  $a$  to  $b$  while avoiding  $\{a, b, c\}$  in between. Then either*

- (1)  $\gamma$  ends on a non-critical point in  $U$ , in which case  $U = \mathbb{S}$  and  $f$  is a homography,<sup>3</sup>
- (2) or  $\gamma$  ends on a critical point, called the main critical point and then  $\Delta$  is a quasidisk whose boundary goes through the main critical point,
- (3) or  $\gamma$  leaves every compact of  $U$  then  $\Delta$  has not compact closure in  $U$ .

Alexander proved that the set of homeomorphisms of  $\mathbb{S}$  is connected. Using the group of homographies, the set of homeomorphisms of  $\mathbb{S}$  that fix three given points is also connected. It implies that any two paths  $\gamma'$  as in the theorem above are homotopic relative to  $\{a, b, c\}$ . By homotopy lifting (lemma 15 applied to  $X = [0, 1]$  or  $X = [0, 1)$ ) this implies that the three cases are exclusive even for different  $\gamma'$ . It also implies that in case (2), the endpoint is independent of the choice of  $\gamma'$ . It is called the *main critical point*.

The three cases cover all possibilities because if the path does not leave every compact then it has to converge for otherwise its set of accumulation would be a continuum bigger than one point but then since  $\gamma'$  converges,  $f$  would map such a continuum to one point, which contradicts the fact that  $f$  is analytic and open.

In section 3.2 we give some information on the quasiconformal constant of  $\Delta$  (see proposition 6).

## 2. PROOF OF CASE (1)

The assumption of case (1) is that the path  $\gamma$  ends on a non-critical point of  $f$ .

Denote  $b'$  the endpoint of  $\gamma$ . Denote  $V$  the connected component containing  $a$  of the preimage by  $f$  of  $\mathbb{S} - \{c\}$  and note that  $V$  contains  $b'$ . Denote  $W = V - f^{-1}(\{a, b\})$ . The restriction of  $f$  to  $W$  is a covering of  $\mathbb{S} - \{a, b, c\}$ . Choose a point  $z_0$  on the curve  $\gamma$  and close to  $a$ . Let  $z_1 = f(z_0)$ . Consider a small loop  $\alpha$  winding once around  $a$  and based on  $z_0$ . The image of this loop by  $f$  is a small loop  $\alpha' = f \circ \alpha$  winding once around  $a$  and based on  $z_1$ . Let  $\beta$  be concatenation of  $\gamma$  followed from  $z_0$  to a point  $w_0$  close to  $b'$ , of a small loop around  $b'$  based on  $w_0$

<sup>3</sup>This case does not require all the assumptions: as we will see in the proof, it is enough for instance to keep the first assumption ( $\text{Sing } f \subset \{a, b, c\}$ ), to assume that  $a \in U$  is fixed and non-critical, and of course that  $\gamma$  ends on a non-critical point in  $U$ .

and then the first portion followed backwards. Let  $\beta' = f \circ \beta$ . The fundamental group  $G$  of  $\mathbb{S} - \{a, b, c\}$  with basepoint  $z_1$  is generated by  $\alpha'$  and  $\beta'$ . The covering  $f : W \rightarrow \mathbb{S} - \{a, b, c\}$  is characterized by the image of the fundamental group of  $W$  based on  $z_0$  by  $f$ , as a subgroup of  $G$ . This image contains the two generators  $\alpha'$  and  $\beta'$  thus the covering is trivial, in the sense that it is a homeomorphism. We saw that  $V$  contains  $a$  and  $b'$ . It cannot contain any other preimage of  $a$  or  $b$  for otherwise nearby points would map to the same points a points near  $a$  or  $b'$ , contradicting injectivity of  $f$  on  $W$ . Hence  $V = W \cup \{a, b'\}$  and  $f$  is bijective from  $V$  to  $\mathbb{S} - \{c\}$ . Recall that  $f$  is analytic, thus  $f$  is an isomorphism from  $V$  to  $\mathbb{S} - \{c\}$ . Now since  $V$  is a subset of the Riemann sphere that is isomorphic to  $\mathbb{C}$ , we necessarily have  $V = \mathbb{S} - c'$  for some  $c' \in \mathbb{S}$ . The map  $f$  is an isomorphism from  $\mathbb{S} - \{c'\}$  to  $\mathbb{S} - \{c\}$  and thus a homography. This homography extends to  $\mathbb{S}$  into a map sending  $c'$  to  $c$ . By hypothesis  $f$  has no isolated removable singularity, hence  $\text{dom } f = \mathbb{S}$ .

### 3. PROOF OF CASE (2)

The assumption of case (2) is that the path  $\gamma$  ends on a critical point of  $f$ .

We will quasiconformal surgery. The initial idea is due to Ghys, works degree two polynomial and starts from a Blaschke product, that induces a critical circle map of appropriate rotation number. Then the Blaschke product is modified inside the disk by a quasiconformal rotation. An invariant Beltrami form  $\tilde{\mu}$  is naturally defined, and a properly normalized straightening of  $\tilde{\mu}$  conjugates the Blaschke product to a map that shares sufficiently many properties with the degree two polynomial  $z \mapsto \rho z + z^2$  for one to be able to prove it is equal to it.

Call  $b'$  the main critical point, i.e. the endpoint of  $\gamma'$ .

**3.1. A surgery.** The following diagram summarizes the process (see the text for details).

$$\begin{array}{ccccccc}
 & \text{conformal map,} & & & & & \\
 & \text{Schwarz reflection} & \text{surgery} & & \text{straightening} & & \\
 f & \longrightarrow & \beta & \longrightarrow & \tilde{\beta} & \longrightarrow & \tilde{f} = f \\
 \text{given,} & & \text{analytic,} & & \text{quasiregular,} & & \text{analytic,} \\
 \text{analytic} & & \text{commutes} & & \text{= } \beta \text{ outside } \mathbb{D} & & \text{same cover as } f \\
 & & \text{with } 1/\bar{z} & & & & 
 \end{array}$$

For a start, conjugating  $f$  by a homography we can assume that

$$a = 0, b = 1 \text{ and } c = \infty.$$

**3.1.1. A pre-model.** We construct here a pre-model  $\beta$ , following the construction done in [Ché06].

Let  $\mathbb{D}$  denote the unit disk in  $\mathbb{C}$ . Then  $\mathbb{D} \cap \text{Sing } f \subset \{0\}$ . Let  $\Delta'$  be the connected component containing 0 of  $f^{-1}(\mathbb{D})$ . The set  $\Delta'$  is simply connected by lemma 16 and since it contains 0 which is a non-critical preimage of 0, it follows that we are in the case  $k = 1$  of the lemma. By lemma 17,  $\Delta'$  is a Jordan domain and  $f$  is injective on  $\overline{\Delta'}$ . By the Jordan-Schoenflies theorem, the set  $\mathbb{S} - \overline{\Delta'}$  is homeomorphic to the unit disk too. There is thus a (non-unique) conformal map

$$\psi : \mathbb{S} - \overline{\mathbb{D}} \rightarrow \mathbb{S} - \overline{\Delta'}$$

fixing  $\infty = c$ :

$$\psi(c) = c.$$

4

A. CHÉRITAT AND A.L. EPSTEIN

By Caratheodory's theorem,  $\psi$  extends to the closures to a homeomorphism from  $\mathbb{S} - \mathbb{D}$  to  $\mathbb{S} - \overline{\Delta'}$ , that we denote

$$\overline{\psi} : \mathbb{S} - \mathbb{D} \rightarrow \mathbb{S} - \Delta'.$$

The critical point  $b'$  of  $f$  lies at the end of the pull-back starting from  $a$  of the segment  $[a, b] = [0, 1]$ . In particular

$$b' \in \partial\Delta'.$$

By injectivity of  $f$  on  $\partial\Delta'$ , the point  $b'$  is the only critical point of  $f$  on  $\partial\Delta'$ .

Consider the map

$$\beta_{\text{half}} = f \circ \psi : U' \rightarrow \mathbb{S}$$

where  $U' = \psi^{-1}(U)$ . Since  $\psi$  is proper, the distance from  $f(z)$  to  $\mathbb{D}$  tends to 0 as  $z \rightarrow \partial\mathbb{D}$ . It follows from the Schwarz reflection theorem that there exists a holomorphic extension of  $f \circ \psi$  to a map  $\beta : \text{dom } \beta \rightarrow \mathbb{S}$  defined on  $\text{dom } \beta = U' \cup \partial\mathbb{D} \cup s(U')$  where  $s(1/z) = z$ ; in other words

$\beta$  is the Schwarz reflection of  $\beta_{\text{half}}$ .

The point

$$b'_\beta := \overline{\psi}^{-1}(b') \in \partial\mathbb{D}$$

is mapped to  $b$  and is a critical point of  $\beta$  of local degree  $2d - 1$  where  $d$  is the local degree of the critical point  $b'$  of  $f$ . We call it the *main critical point* of  $\beta$ .

Following a wide-spread convention, we will call *critical circle map* any map from a circle to itself that is analytic, has at least one critical point, yet is a homeomorphism and last preserves orientation.

**Assertion.** *The restriction of  $\beta$  to  $\partial\mathbb{D}$  is a critical circle map.*

*Proof.* The map  $\beta$  sends the circle  $\partial\mathbb{D}$  to itself and is analytic by construction (this is one of the striking conclusions of the Schwarz reflection theorem). Since  $f$  is injective on  $\partial\Delta'$  it follows that  $\beta$  is injective on the circle  $\partial\mathbb{D}$ . It is orientation preserving because  $f$  maps  $\Delta'$  to  $\mathbb{D}$ ; more precisely pick any non-critical point  $z$  of  $\beta$  in  $\partial\mathbb{D}$ ; then  $\psi^{-1}(z) \in \partial\Delta'$  is non-critical for  $f$  and  $f$  maps any nearby point outside  $\Delta'$  to a point outside  $\mathbb{D}$ , hence  $\beta$  maps any point close to  $z$  and outside  $\mathbb{D}$  to a point outside  $\mathbb{D}$ , so is orientation preserving near this point, hence everywhere since it is a homeomorphism. Since there is at least one critical point of  $\beta$  on  $\partial\mathbb{D}$ , it follows that the restriction of  $\beta$  to  $\partial\mathbb{D}$  is a critical circle map.  $\square$

**3.1.2. A model.** By the theory of the rotation number, there exists a unique  $\tau \in \mathbb{R}/\mathbb{Z}$  such that  $\beta \circ R_\tau$  has rotation number  $\theta$  on  $\partial\mathbb{D}$ , where  $R_\tau(z) = e^{2\pi i\tau} z$ . Replacing  $\beta$  by  $\beta \circ R_\tau$  amounts to replacing  $\psi$  by  $\psi \circ R_\tau$  i.e. by another choice of conformal map from  $\mathbb{S} - \mathbb{D}$  to  $\mathbb{S} - \overline{\Delta'}$  fixing  $\infty$ . So from now on we assume that

$\beta$  has rotation number  $\theta$  on the unit circle.

We recall now one of the equivalent definitions of a quasisymmetric map from the circle to itself [Her86]:

**Definition.** Let  $k \geq 1$ . Let  $f : \partial\mathbb{D} \rightarrow \partial\mathbb{D}$  be a homeomorphism and  $\tilde{f} : \mathbb{R} \rightarrow \mathbb{R}$  a continuous lift by the universal cover  $\mathbb{R} \rightarrow \mathbb{D} : x \mapsto e^{2\pi ix}$ . The map  $f$  is termed  $k$ -quasisymmetric if  $\forall x \in \mathbb{R}$  and  $\forall h > 0$ ,

$$k^{-1} \leq \frac{|f(x+h) - f(x)|}{|f(x) - f(x-h)|} \leq k.$$

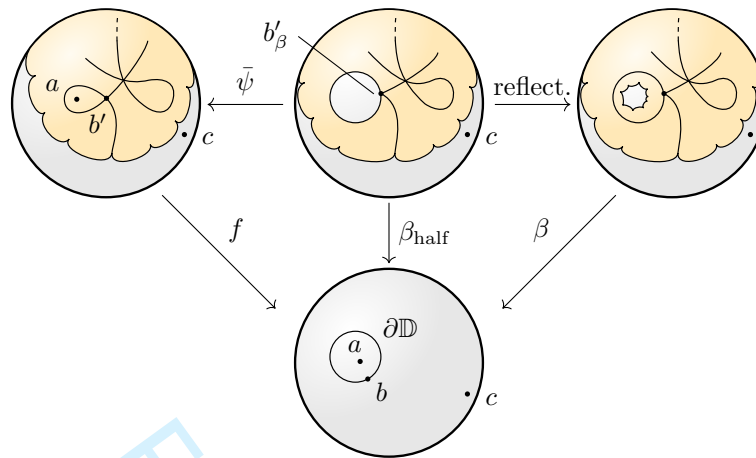


FIGURE 1. Sketch of the objects in the construction of the pre-model  $\beta$  (section 3.1.1). Yellow indicates domain of the maps from top to bottom. The graph inside the domains indicate a portion of the preimage of  $(\partial\mathbb{D})$ .

With this definition, a 1-quasisymmetric self map of  $\partial D$  is necessarily an isometry (rotation or reflection according to whether or not it preserves the orientation).

A theorem of Herman and Swiatek [Her87a, Świ98] (see theorem 7 in the present article) ensures that a critical circle map with a rotation number of bounded type is quasisymmetrically conjugate to a rotation:

$$\forall z \in \partial\mathbb{D}, \beta(z) = \phi^{-1} \circ R_\theta \circ \phi(z)$$

where  $R_\theta(z) = e^{2\pi i\theta}z$ . A theorem of Ahlfors and Beurling [AB56] ensures that a quasisymmetric circle map has an extension to a quasiconformal homeomorphism of the disk that we still denote  $\phi$ . We can assume moreover that  $\phi(0) = 0$ , replacing  $\phi$  if necessary by its composition with an appropriate self-diffeomorphism of  $\mathbb{D}$  equal to identity near  $\partial\mathbb{D}$ . We now modify the pre-model  $\beta$  by surgery into a model map  $\tilde{\beta}$  as follows:

$$\begin{aligned} \forall z \in \mathbb{S} - \mathbb{D}, \tilde{\beta}(z) &= \beta(z), \\ \forall z \in \mathbb{D}, \tilde{\beta}(z) &= \phi^{-1} \circ R_\theta \circ \phi. \end{aligned}$$

These two definitions coincide on  $\partial\mathbb{D}$ . Since  $a = 0$  we have

$$\tilde{\beta}(a) = a.$$

We now make use of two theorems:

**Theorem 2** (Quasiconformal removability of analytic curves, [LV73] theorem 3.2 page<sup>4</sup> 202). *If  $\Gamma$  is an analytic simple arc or simple closed curve and  $\phi : U \rightarrow V$  is a homeomorphism that is  $K$ -quasiconformal on  $U - \Gamma$ , then  $\phi$  is  $K$ -quasiconformal on  $U$ .*

**Theorem 3** (Rickman's lemma, [Ric69]). *Assume that  $C \subset V \subset U \subset \mathbb{S}$  with  $U$  and  $V$  open and  $C$  closed rel.  $U$ . Assume that  $\phi : V \rightarrow \mathbb{S}$  and  $\Phi : U \rightarrow \mathbb{S}$  are homeomorphism to their images, that  $\phi$  is quasiconformal, that  $\Phi$  is quasiconformal on  $U - C$  and that  $\Phi = \phi$  on  $C$ . Then*

<sup>4</sup>In [LV73] the definition of  $F$  is in section 9.1 page 47 completed with the definition of  $K$  in section 8.3 page 44, and  $M$  is the classical modulus of a (topological) quadrilateral in the complex plane.

- (1)  $\Phi$  is quasiconformal,
- (2)  $\partial\Phi/\partial\bar{z} = \partial\phi/\partial\bar{z}$  almost everywhere on  $\mathbb{C}$ .

According to Definition 1.34 in [BF14], a quasiregular map is a continuous map that is locally  $K$ -quasiconformal for a uniform  $K$  on the complement of a discrete set. From this and theorem 3 above, we deduce that  $\tilde{\beta}$  is quasiregular: the discrete set to remove from  $\text{dom } \tilde{\beta}$  is the set of critical points of  $\beta$  that do not lie in  $\mathbb{D}$  (there is one such point  $b'$  on  $\partial\mathbb{D}$ , that we henceforth remove), and the only place where theorem 3 is used is in neighborhoods  $W$  in  $\mathbb{C}$  of points  $z \in \partial\mathbb{D} - \{b'\}$ , take  $\phi = \beta$ ,  $\Phi = \tilde{\beta}$ ,  $U = V = W$ ,  $C = W - \mathbb{D}$ .

By definition the relation  $\tilde{\beta} = f \circ \bar{\psi}$  holds on  $U' \cup \partial\mathbb{D}$ . We want it to also hold on  $\mathbb{D}$ : it is convenient here, and will also be useful in some proof later.

**Lemma 4.** *There is a unique extension of  $\bar{\psi}$  into a homeomorphism  $\tilde{\psi}$  of  $\mathbb{S}$ , such that*

$$\tilde{\beta} = f \circ \tilde{\psi},$$

*in the sense that the two hand sides have the same domain and are equal on it. Moreover  $\tilde{\psi}$  is quasiconformal and  $\tilde{\psi}(a) = a$ .*

*Proof.* Being a bijection, a homeomorphism  $\tilde{\psi}$  satisfying the equation must satisfy  $\tilde{\psi}(\mathbb{D}) = \Delta'$ . The map  $f$  restricts to a bijection from  $\overline{\Delta'}$  to  $\overline{\mathbb{D}}$ , and in this proof we call  $g$  its inverse. In particular  $g(a) = a$ . Note that  $\bar{\psi}$  restricts to a bijection from  $\partial\mathbb{D}$  to  $\partial\Delta'$ . Hence  $\bar{\psi} = g \circ \tilde{\beta}$  holds on  $\partial\mathbb{D}$ . Also, we necessarily have  $\tilde{\psi} = g \circ \tilde{\beta}$  on  $\overline{\mathbb{D}}$ . This implies  $\tilde{\psi}(a) = a$ . Conversely if we set  $\tilde{\psi} = g \circ \tilde{\beta}$  on  $\overline{\mathbb{D}}$ , this matches with  $\bar{\psi}$  on  $\partial\mathbb{D}$ , hence we get a continuous bijection  $\tilde{\psi}$  extending  $\bar{\psi}$ . Since the range  $\mathbb{S}$  is compact,  $\tilde{\psi}$  is a homeomorphism. By construction it is quasiconformal on the complement of  $\partial\mathbb{D}$ . Finally by theorem 2,  $\tilde{\psi}$  is a quasiconformal homeomorphism of  $\mathbb{S}$ . □

As an immediate consequence,  $f$  and  $\tilde{\beta}$  have the same set of critical values and the same sets of asymptotic values and the same set of singular values:

$$\text{Sing } \tilde{\beta} = \text{Sing } f.$$

Note that by construction  $\mathbb{D}$  is a rotation domain for  $\tilde{\beta}$ .

**3.1.3. Straightening.** Recall that  $\phi$  is a quasiconformal map used to define  $\tilde{\beta}$  in  $\mathbb{D}$  (see the previous section). Let  $\mu$  be the Beltrami form (ellipse field) on  $\mathbb{D}$  that is the pull-back by  $\phi$  of the null form (for which all ellipses are circles). The restriction of  $\tilde{\beta}$  to  $\mathbb{D}$ , which is equal to  $\phi^{-1} \circ R_\theta \circ \phi$ , preserves  $\mu$ . By a standard procedure, one extends the Beltrami form  $\mu$  into a unique  $\tilde{\beta}$ -invariant Beltrami form  $\tilde{\mu}$  that vanishes outside  $\bigcup_{n \in \mathbb{N}} \tilde{\beta}^{-n}(\mathbb{D})$ . Let  $S$  be the unique straightening<sup>5</sup> of  $\tilde{\mu}$  that fixes  $a$ ,  $b$  and  $c$  and let

$$\tilde{f} = S \circ \tilde{\beta} \circ S^{-1}.$$

The null Beltrami form is invariant by  $\tilde{f}$ , hence  $\tilde{f}$  is analytic. It is a finite type map with  $\text{Sing } \tilde{f} = \text{Sing } f \subset \{a, b, c\}$ .

**Proposition 5.** *There exists a homography  $h$  with  $h(a) = a$  and  $h'(a) = 1$  and such that  $f = \tilde{f} \circ h$ . In particular  $\text{dom } \tilde{f} = h(\text{dom } f)$ . If moreover  $c \notin U$  or  $f(c) \in \{a, b, c\}$  then  $h = \text{id}$  i.e.  $\tilde{f} = f$ .*

<sup>5</sup> $S$  and  $\phi$  do not coincide on  $\mathbb{D}$



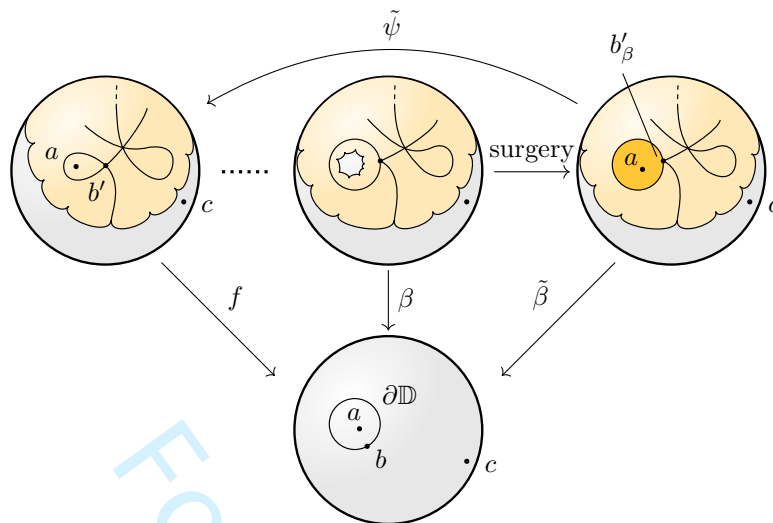


FIGURE 2. Sketch of the objects in the construction of the model  $\tilde{\beta}$  (section 3.1.2). The set  $\mathbb{D}$  is in orange to indicate where  $\tilde{\beta}$  is not analytic. The map  $\tilde{\psi}$  is a quasiconformal homeomorphism of  $\mathbb{S}$ .

*Proof.* Consider the following commuting diagram

$$\begin{array}{ccccc}
 \mathbb{S} & \xleftarrow{\tilde{\psi}} & \mathbb{S} & \xrightarrow{S} & \mathbb{S} \\
 & \searrow f & \downarrow \tilde{\beta} & & \downarrow \tilde{f} \\
 & & \mathbb{S} & \xrightarrow{S} & \mathbb{S}
 \end{array}$$

The outer part reads

$$\begin{array}{ccc}
 U & \xrightarrow{T} & \tilde{U} \\
 f \downarrow & & \downarrow \tilde{f} \\
 \mathbb{S} & \xrightarrow{S} & \mathbb{S}
 \end{array}$$

with  $T := S \circ \tilde{\psi}^{-1}$  and  $\tilde{U} := \text{dom } \tilde{f} = T(U)$ . Note that  $T$  is in fact a quasiconformal homeomorphism of  $\mathbb{S}$  and that the support of its Beltrami differential is contained in  $U$ .

Note that  $\|\tilde{\mu}\|_\infty = \|\mu\|_\infty < 1$ . For  $t$  a complex number with  $|t| < 1/\|\tilde{\mu}\|_\infty$ , let  $S_t$  be the unique straightening of  $t\tilde{\mu}$  that fixes  $a, b$  and  $c$ : by a theorem of Ahlfors and Bers, [AB60] the solution will depend continuously on  $t$  and better: for each  $z \in \mathbb{S}$ , the function  $t \mapsto S_t(z)$  is analytic. It is a particular instance of holomorphic motion. The restriction to values of  $t$  in  $[0, 1]$  gives an isotopy  $S_t \text{ rel } \{a, b, c\}$  from  $S_0 = \text{Id}_{\mathbb{S}}$  to  $S_1 = S$ .

By homotopy lifting (lemma 15 applied to  $g_t = S_{1-t} \circ f$ ) there exists a family  $T_t : U \rightarrow U$  for  $|t| < 1/\|\tilde{\mu}\|_\infty$  with  $T_1 = T$  but  $T_0$  not necessarily the identity, and satisfying  $S_t \circ f = \tilde{f} \circ T_t$ , i.e. the following diagram commutes:

$$\begin{array}{ccc}
 U & \xrightarrow{T_t} & \tilde{U} \\
 f \downarrow & & \downarrow \tilde{f} \\
 \mathbb{S} & \xrightarrow{S_t} & \mathbb{S}
 \end{array}$$

The family  $T_t \circ T^{-1}$  is a holomorphic motion of  $\tilde{U}$  that is constant on the set  $\tilde{f}^{-1}(\{a, b, c\})$ . Let us extend  $T_t$  on  $\mathbb{S} - U$  by making it constant w.r.t.  $t$  and equal to  $T$ . For the extension  $\tilde{T}_t$ , we still have that  $T_t \circ T^{-1}$  is a holomorphic motion. In particular  $T_0$  is quasiconformal. In fact,  $T_0$  is holomorphic in  $U$  and since it is equal to the identity on  $\mathbb{S} - U$ ,  $T_0$  is holomorphic by the second claim of Rickman's lemma (see theorem 3). Hence  $T_0 = h$  for some homography  $h$  and since  $S_0 = \text{id}$ :

$$f = \tilde{f} \circ h.$$

Let us prove that  $h$  fixes  $a$  and that  $h'(a) = 1$ . First,  $\tilde{f}(a) = a \in \{a, b, c\}$  hence the motion  $T_t \circ T^{-1}$  is constant on  $a$ :  $h(a) = T_0(a) = T(a) = S(\tilde{\psi}^{-1}(a)) = a$ . Second, we have the relation  $S_0 \circ f = \tilde{f} \circ h$ . Now  $S_0 = \text{id}$  and  $f'(a) = \tilde{f}'(a)$ : this follows from the topological invariance of the rotation number (for maps with a Siegel disk as  $f$  and  $\tilde{f}$ , this invariance follows from the invariance of the rotation number of circle maps). Hence  $h'(a) = 1$  by the chain rule.

Now in the case that either  $c \notin U$  or  $f(c) = c$ , let us prove that  $h(c) = c$ , from which it follows that  $h = \text{id}$  hence  $\tilde{f} = f$ . In the first case the holomorphic motion  $T_t \circ T^{-1}$  being immobile on the complement of  $\tilde{U}$ , we get  $T_0 = T$  on  $U$ , hence  $h(c) = T_0(c) = T(c) = S(\tilde{\psi}^{-1}(c)) = c$ . In the other case, we have  $\tilde{f}(c) \in \{a, b, c\}$  hence the motion is constant on  $c$  and we conclude similarly.  $\square$

**3.2. Consequences.** As a consequence,  $f$  has a Siegel disk  $\Delta$  whose boundary is a quasicircle, and contains the critical point  $b'$  and its image  $b$ .

We have some information on the quasiconformal constant of  $\partial\Delta$ : let  $a_n$  be the entries of the continued fraction expansion of the bounded type number  $\theta$ .

**Proposition 6.** *If  $d$  is the local degree of  $b'$  and  $\sup a_n \leq M$  then  $\Delta$  is a  $K$ -quasicircle with  $K = K(d, M)$ . Also, there exists an annulus separating  $\Delta$  from  $\partial \text{dom } f$  and of modulus  $\geq \varepsilon(d, M)$ .*

Let us justify this proposition. We will use the following theorem that controls the quasi symmetry constant in the Herman-Swiatek theorem:

**Theorem 7** (Herman, Świątek). *Let  $\mathcal{F}$  be a set of holomorphic maps defined in a neighbourhood of the unit circle and such that the following properties hold:*

- (1) *there exists an open set  $A$  containing the unit circle  $C$  and contained in the domain of all  $f \in \mathcal{F}$ ,*
- (2)  *$f(C) = C$  and the restriction of  $f$  to  $C$  has at least one critical point, yet is a homeomorphism and preserves the orientation,*
- (3) *there exists  $M$  such that for every  $f \in \mathcal{F}$ , the rotation number of  $f$  has all its entries  $\leq M$ ,*
- (4) *the class  $\mathcal{F}$  is precompact on  $A$  for the euclidean metric.*

*Then there exists  $k > 1$  such that all  $f \in \mathcal{F}$  are  $k$ -quasi symmetrically conjugated to rotations.*

It follows from [Her87a] complemented by [Her87b]. Uniformity is stated in [Her87b] only for Blaschke fractions, but the proof works exactly the same for families satisfying the assumptions above.

**Lemma 8.** *The set  $\text{dom } \beta$  contains an annulus  $A$  that contains  $\partial\mathbb{D}$ , is symmetric w.r.t.  $\partial\mathbb{D}$ , and whose modulus is greater than some positive universal constant that depends only on the local degree  $d$  of the main critical point  $b'$ . It follows that the set  $\text{dom } f - \overline{\Delta'}$  contains an annulus  $A'$  one of whose boundary components is  $\partial\Delta'$ , and whose modulus is half the modulus of  $A$ . Moreover  $\beta$  factors on  $A$  as  $\beta|_A = g_d \circ \iota$  where  $g_d$  is a map independent of  $\beta$ , defined on an abstract Riemann*

surface homeomorphic to an annulus and taking values in  $\mathbb{S}$ , and  $\iota$  is a conformal isomorphism.

*Proof.* Figure 3 illustrates the construction. Consider the upper and lower half planes  $\mathbb{H}$  and  $\mathbb{H}_-$  as subsets of  $\mathbb{S}$ . They contain none of the singular values. Since they are simply connected, it follows that for every connected component  $W$  of  $f^{-1}(V)$  with  $V = \mathbb{H}$  or  $V = \mathbb{H}_-$ , the map  $f$  is an analytic isomorphism from  $W$  to  $V$ . By studying the way the components  $W$  whose boundaries contain  $b'$  must be attached to each other along their boundaries, one can prove that  $f$  factors through a universal map on some topological disk  $D \subset \text{dom } f$  containing  $b'$ :  $f_D = h_d \circ \iota_f$ ,  $\iota_f : D \rightarrow D_0$ . Let  $A' = D - \Delta'$ . The abstract Riemann surface  $D_0$  is constructed using copies of  $\mathbb{H}$  and  $\mathbb{H}_-$ , with the identity map as charts, that are glued along the three open segments that  $0, 1$  and  $\infty$  cut  $\mathbb{R}$  into and possibly glued at  $0, 1$  and  $\infty$  too. The gluing is the identity map in these charts. The map  $h_d$  from a piece to  $\mathbb{S}$  is also the identity map in these charts. If we remove from  $D_0$  the component of  $h_d^{-1}(\mathbb{D})$  that contains the preimage of  $a$ , we obtain an annulus  $A'_0$  union one of its boundary components, which is an analytic curve except at one corner. Then we can proceed to a reflection along this boundary minus the corner and complete it there, and we get an abstract Riemann surface  $A_0$  that is homeomorphic to an annulus, and on which the map  $h_d|_{A'_0}$  extends holomorphically into a map that we call  $g_d$ . Let  $A$  be the union of  $\partial\mathbb{S}$ ,  $A'' = \psi^{-1}(A')$  and the reflection of the latter w.r.t.  $\partial\mathbb{D}$ . By the Schwarz reflection theorem, the isomorphism  $\iota_f \circ \psi$  from  $A''$  to  $A'_0$  reflects into an isomorphism  $\iota : A \rightarrow A_0$ . By definition of  $\beta$  it follows that  $\beta|_{A''} = h_d \circ \iota_f \circ \psi$  and by analytic continuation we get  $\beta|_A = g_d \circ \iota$ .  $\square$

We need the following extension lemma, a variation of a theorem of Ahlfors and Beurling [AB56] (see also [DE86]).

**Lemma 9** (Ahlfors and Beurling). *Let  $\phi$  be a  $k$ -quasisymmetric orientation preserving homeomorphism of  $\partial\mathbb{D}$ . Then  $\phi$  has a continuous extension on  $\mathbb{D}$  to a homeomorphism that is  $K$ -quasiconformal on  $\mathbb{D}$  and fixes  $0$ , where  $K$  depends only on  $k$ .*

*Proof.* Two remarks. First, the Ahlfors-Beurling in [AB56] theorem is stated in a half plane  $\mathbb{H}$ , not in the unit disk. Second, the map they construct does not necessarily fix a point decided in advance, like  $0 \in \mathbb{D}$  or  $i \in \mathbb{H}$ . However our claim is an easy consequence, using the exponential map. We justify it below for completeness.

Indeed, let  $\tilde{\phi}$  be the lift of  $\phi$  by  $\mathbb{R} \rightarrow \partial\mathbb{D}: x \mapsto e^{2\pi ix}$ . It commutes with  $T_1$  because  $\phi$  is an orientation preserving homeomorphism of  $\partial\mathbb{D}$ . By the definition of  $k$ -quasisymmetric that we chose earlier,  $\tilde{\phi}$  satisfies the inequality

$$k^{-1} \leq \frac{|\tilde{\phi}(x+h) - \tilde{\phi}(x)|}{|\tilde{\phi}(x) - \tilde{\phi}(x-h)|} \leq k.$$

In [AB56] is constructed the map  $\hat{\phi} : \mathbb{H} \rightarrow \mathbb{H}$  defined by

$$\begin{aligned} \hat{\phi}(x+iy) &= \frac{1}{2} \int_0^1 [\tilde{\phi}(x+ty) + \tilde{\phi}(x-ty)] dt \\ &\quad + \frac{ir}{2} \int_0^1 [\tilde{\phi}(x+ty) - \tilde{\phi}(x-ty)] dt \end{aligned}$$

for some appropriate value of  $r$  that depends on  $k$ . They prove that this gives a  $K$ -quasiconformal extension of  $\tilde{\phi}$  with  $K \leq k^2$ . It is easy to see from the formula defining  $\hat{\phi}$  that this extension commutes with  $T_1$  too, so pushes down by  $z \mapsto e^{2\pi iz}$  to a homeomorphism of  $\mathbb{D}^* = \mathbb{D} - \{0\}$  that is  $K$ -quasiconformal on  $\mathbb{D}^*$  and has a

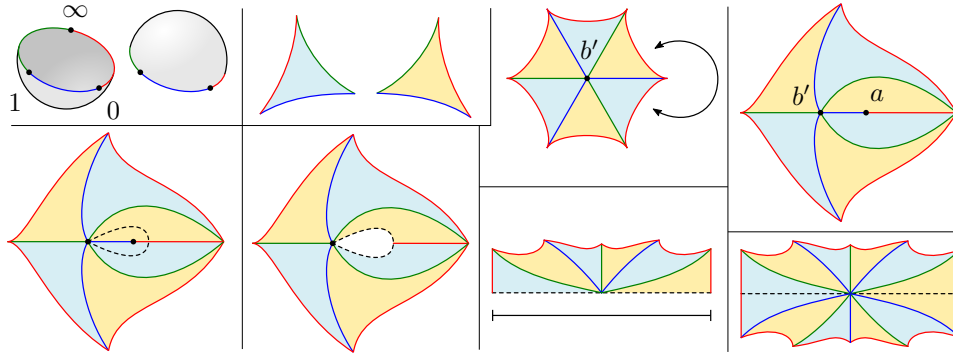


FIGURE 3. Illustrations for the proof of lemma 8. In the first frame, the sphere  $\mathbb{S}$  is cut along the real line, that passes through  $a = 0$ ,  $b = 1$ , and  $c = \infty$ . We colour in blue, green and red respectively the segments  $[0, 1]$ ,  $[1, \infty]$ ,  $[\infty, 0]$ . Each hemisphere has all its preimages by  $f$  complete and univalent. We can thus see  $\text{dom } f$ , as a Riemann surface over  $\mathbb{S}$ , as a collection of a finite or countable number of copies of the two simply connected sets depicted in the second frame, that get glued together along their boundaries of the same colours. The conformal class of the two pieces, with their three marked boundary points, is unique, and the way two boundaries are glued is unique too: it has to be the identity in the chart represented in the first frame. Third frame: If  $d$  denotes the local degree of the critical point  $b'$ , there must be exactly  $d$  distinct copies of each of the two pieces glued together around  $b'$  along their green and blue lines. Fourth frame: The fixed point  $a$  of  $f$  must be at the end of one of these blue lines, and since  $a$  is not critical, the two corresponding pieces are also glued along their red boundaries. In the fifth frame we added the dashed outline of  $\Delta'$ , the component of  $f^{-1}(\mathbb{D})$  that contains  $a$ . This component is removed in the sixth frame and the set  $\mathbb{S} - \Delta'$  is conformally mapped to  $\mathbb{S} - \mathbb{D}$ , represented on the seventh frame as half cylinder  $\mathbb{H}/\mathbb{Z}$ , unwrapped (one must identify the left and right boundaries). A reflection is performed on the last frame and gives us an annulus contained in  $\text{dom } \beta$  and whose conformal class depends only on  $d$ .

continuous extension  $f : \overline{\mathbb{D}} \rightarrow \overline{\mathbb{D}}$  fixing 0. By quasiconformal removability of 0 (see theorem 2,  $f$  is  $K$ -quasiconformal on  $\mathbb{D}$ .  $\square$

We consider now the set  $\mathcal{F}$  of all possible function  $\beta$  obtained by our construction from maps  $f$  and satisfying the assumptions of theorem 1, and with  $\theta$  whose continued fraction entries are all  $\leq M$ . Let us check that  $\mathcal{F}$  satisfies the assumption of theorem 7. Number (2) holds by construction (there is one and only one critical point of  $\tilde{\beta}$  on  $\partial\mathbb{D}$ ). Number (3) holds by hypothesis on  $\theta$ . For number (1), recall that we assume that either  $c \notin \text{dom } f$  or  $f(c) = c$ . In the first case, since  $\text{dom } \beta - \mathbb{D} = \psi^{-1} \text{dom } f$  and  $\psi(c) = c$ , it follows that  $c \notin \text{dom } \beta$ . In the other case, where  $f(c) = c$ , note that  $A$  cannot contain  $c$ . In both cases,  $c \notin A$ . It is known<sup>6</sup> that an annulus contained in  $\mathbb{C} - \overline{\mathbb{D}}$ , one of whose boundary component being  $\partial\mathbb{D}$ , and not containing some other point  $z \in \mathbb{C} - \overline{\mathbb{D}}$ , has a modulus  $\leq \varepsilon(|z|)$

<sup>6</sup>[Ahl06], Chap. III, Section A: *Three extremal problems*, Problem I: Grötzsch.

with  $\varepsilon(R) \rightarrow 0$  as  $R \rightarrow 1$ . We can apply this to  $A_{\text{half}} = A - \overline{\mathbb{D}}$  where  $A$  is given by lemma 8. We have  $\text{mod } A_{\text{half}} = \frac{1}{2} \text{mod } A = \text{mod } A_{\text{half}} \leq \varepsilon(|c|)$ . Since  $\text{mod } A$  depends only on  $d$ , it follows that  $|z|$  cannot be too close to 1:  $A$  contains “ $r < |z| < 1/r$ ” for some  $r$  that depends only on  $d$ . Hypothesis (1) follows. Hypothesis (4) follows from this and from the fact that  $\beta$  factors on  $A$  through a universal map as proved in lemma 8,  $\beta|_A = g_d \circ \iota$ .

So we can apply theorem 1 to our family  $\mathcal{F}$ : the conjugacies  $\phi$  to a rotation of  $\beta$  on  $\partial\mathbb{D}$  are  $k$ -quasisymmetric for a common  $k$  that depends on  $d$  and  $M$ . By lemma 9, it follows that  $\phi$  has a continuous extension on  $\overline{\mathbb{D}}$  to a homeomorphism that is  $K$ -quasiconformal on  $\mathbb{D}$  and fixes 0, where  $K$  depends only on  $k$ . It follows that  $\|\tilde{\mu}\| \leq \frac{K-1}{K+1}$ , hence  $S$  is  $K$ -quasiconformal. This proves the first part proposition 6. For the second part, one can take the annulus  $S(A_{\text{half}})$ . A lower bound  $\varepsilon(d, M)$  on its modulus follows from  $S$  being  $K(d, M)$ -qc and from the fact that the modulus of  $A_{\text{half}}$  depends only on  $d$ .

#### 4. PROOF OF CASE (3)

Here we assume that  $\gamma$  leaves every compact of  $U$ .

**Case 1:**  $c \notin U$ .

By way of contradiction let us assume that the Siegel disk  $\Delta$  is not compactly contained in  $U = \text{dom } f$ . By using [GŚ03] it follows that there is a critical point  $p \in \partial\Delta \cap U$ . Its image  $f(p)$  is singular, hence  $f(p) \in \{a, b, c\}$ . Now  $f(\partial U) \subset \partial U$ . Indeed  $f$  is proper on  $\Delta$  since it is conjugate there to a rotation on a disk. Hence  $f(p)$  belongs to the boundary of  $\Delta$  relative to  $U$ . It follows that  $f(p) \neq a$  and also that  $f(p) \in U$ . Since we assumed  $c \notin U$  this implies  $f(p) \neq c$ . Hence

$$f(p) = b.$$

Consider then an injective path  $\alpha$  starting from  $a$ , contained in the Siegel disk and ending at a point  $z_0$  close to  $b'$ . Note that  $f \circ \alpha$  is also injective, because  $f$  is injective on the Siegel disk. We endow  $\mathbb{S}$  with a spherical metric and we may assume (shortening the path if necessary) that  $f(z_0)$  is the closest point to  $b$  in the path. Locally, analytic maps are equivalent to  $z \mapsto z^d$  for some  $d \in \mathbb{N}$ . Hence there exists a lift of the geodesic segment from  $f(z_0)$  to  $b$  that starts from  $z_0$  and ends on  $b'$ . The concatenation of  $f \circ \alpha$  and this segment is injective, goes from  $a$  to  $b$ , avoids  $c$  and the path  $\gamma = \alpha \cdot \beta$  is its unique lift starting from  $a$ . We get a contradiction with the hypothesis.

**Case 2:**  $f(c) = c$ .

Assume by way of contradiction that  $\Delta$  is compactly contained in  $\text{dom } f$ .

**Lemma 10.**  $b \notin \partial\mathbb{D}$

*Proof.* If it were, consider  $\varepsilon > 0$  small. By compactness, there is only finitely many preimages  $b'_i$  of  $b$  on  $\partial\mathbb{D}$  and any point in  $\Delta$  that maps in  $B(b, \varepsilon)$  must be close to one of these preimages. By connectedness of  $\Delta$  there is an injective path  $\gamma$  that starts from  $a$  and goes to  $\partial B(b, \varepsilon)$  while staying in  $\mathbb{D}$ . Complete it with a straight segment to  $b$ . It is still injective if the first part stopped as soon as it met  $\partial B(b, \varepsilon)$ . On one hand, by what has been mentioned above, the preimage of the completed path will be contained in  $\Delta \cup$  a finite union of small neighbourhoods of the  $b'_i$ . On the other hand preimage of this segment must leave every compact subset of  $\text{dom } f$  by the paragraph following theorem 1. This is a contradiction  $\square$

By assumption on  $\text{Sing } f$ , a critical point is mapped to either  $a$ ,  $b$  or  $c$ . Recall that<sup>7</sup>  $f(\partial\Delta) \subset \partial\Delta$ . Since neither  $a$  nor  $b$  is in  $\partial\Delta$ , it follows that:

**Corollary 11.** *All critical points in  $\partial\Delta$  map to  $c$  in one iteration of  $f$ .*

The main result of [GŚ03] tells us that  $\partial\Delta$  contains at least one critical point of  $f$ . By compactness there is only finitely many of them, call them  $c'_1, \dots, c'_m$ ,  $m \geq 1$ .

Since  $c'_1 \in \partial\Delta$  and  $f(\partial\Delta) \subset \partial\Delta$ , we get that  $c \in \partial\Delta$ . It follows that  $c$  cannot be critical for otherwise it would be a critical fixed point, thus have an attracting basin which would be an open set disjoint from  $\Delta$  and containing  $c$ , preventing  $c \in \partial\Delta$ . As a consequence for all integers  $k$  with  $1 \leq k \leq m$ , we have  $c'_k \neq c$ .

At this point we need to refine the result of [GŚ03]. Let  $S$  denotes the Schwarzian derivative operator:  $Sf = D(Nf) - (Nf)^2/2 = f'''/f'' - (3/2)(f''/f')^2$  where  $Df = f'$  and  $Nf = (D^2f)/Df = f''/f'$ . One important fact in [GŚ03] was that, in the absence of critical point on  $\partial U$ , the quantity  $Sf$  is bounded from above on  $U$ . This not anymore true in our case, because  $Sf$  has double poles at all the critical points.

Let  $h : \mathbb{D} \rightarrow \Delta$  be a conformal map fixing 0, so that

$$(1) \quad f \circ h = h \circ R_\theta$$

holds on  $\mathbb{D}$ . Since  $f$  has at least one critical point, its degree as a cover over  $\mathbb{S} - \{a, b, c\}$  is at least two. Hence the fixed point  $a$  has at least one preimage  $a'$  different from  $a$ . A neighbourhood of  $a'$  will be disjoint from  $\Delta$ . We will work in a coordinate system where  $a = 0$  but where  $a' = \infty$  (as opposed to the choice  $c = \infty$  made in the previous section). In this case  $\Delta$  is a bounded subset of  $\mathbb{C}$ . We will use the following area form:

$$(2) \quad dA = \rho(z) \, dx \wedge dy = \max \left( \{1\} \cup \left\{ \frac{1}{|z - c'_k|^2} ; 1 \leq k \leq m \right\} \right) dx \wedge dy.$$

Note that we use a power two exponent no matter what the multiplicity of  $c'_k$  is. This is designed so that  $|Sf(z)|/\rho(z)$  is bounded from above on  $h(\mathbb{D})$ :

$$(3) \quad \forall z \in h(\mathbb{D}), |Sf(z)| \leq C\rho(z).$$

Indeed, the Schwarzian derivative near a critical point is a meromorphic function with a double pole, whose leading coefficient depends on the multiplicity of the critical point. Such an area form  $dA$  correspond to a conformal metric  $\sqrt{\rho(z)}|dz|$  that is, near each  $c'_k$ , isometric to an infinite cylinder. See fig. 4. We will use the coordinate  $\log(z - c'_k)/2\pi i$ .

Let  $\lambda = e^{2\pi i\theta}$  so that

$$R_\theta(\zeta) = \lambda\zeta.$$

**Lemma 12.** *For  $\zeta \in \mathbb{D}$  let*

$$H(\zeta) = Sh(\zeta)\zeta^2.$$

*Then for all  $K > 1$  there exists  $Q_1 > 0$  and  $r_0 < 1$  such that  $\forall \zeta \in \mathbb{D}$  with  $|\zeta| > r_0$  and  $\forall i$  with  $0 \leq i \leq K/(1 - |\zeta|)$ ,*

$$|H(\lambda^i \zeta) - H(\zeta)| \cdot (1 - |\zeta|)^2 \leq Q_1 \text{Area}_{dA} h(\text{ring}(1 - |\zeta|))$$

<sup>7</sup>For completeness, we justify this well-known fact:  $f$  being continuous we have  $f(\overline{\Delta}) \subset \overline{\Delta}$ . Hence if we had a point  $z \in \partial\Delta$  such that  $f(z) \notin \partial\Delta$  we would have  $f(z) \in \Delta$ . By definition of  $\Delta$ ,  $f$  is a bijection of  $\Delta$ . Let  $g : \Delta \rightarrow \Delta$  be its inverse, which is holomorphic too. Consider  $z_n \in \Delta$  such that  $z_n \rightarrow z$ . Then  $f(z_n) \rightarrow f(z)$  by continuity of  $f$  hence  $z_n = g(f(z_n)) \rightarrow g(f(z))$  by continuity of  $g$ . Hence  $z = g(f(z)) \in \Delta$  contradicting the assumption  $z \in \partial\Delta$ .

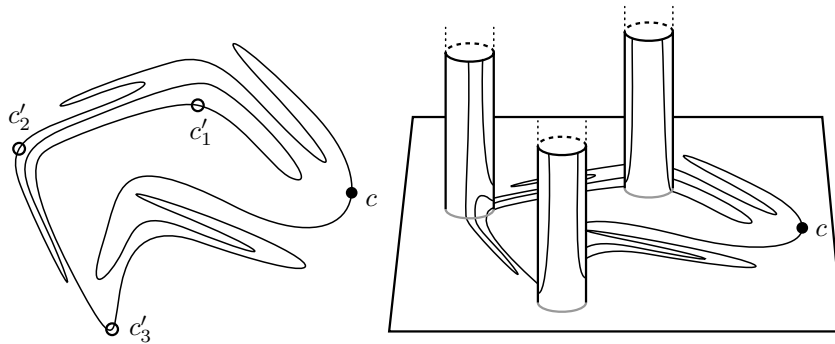


FIGURE 4. Illustration for the area form  $dA$ . Left: the continuous curve represents  $\partial\Delta$ , however one has to imagine that it is non-locally connected. The fixed point  $c$  is indicated, together with its critical preimages  $c'_k$ . Right: a representation of the same scene mapped in 3D space to a surface whose metric induces the area form  $dA$ ; the three critical preimages of the fixed point  $c$  that were on  $\partial\Delta$  have been blown up into infinite half cylinders.

where

$$\text{ring}(\varepsilon) = \left\{ \zeta \in \mathbb{D}; \frac{1}{2}\varepsilon < 1 - |\zeta| < \frac{3}{2}\varepsilon \right\}$$

and the area is measured using the area form  $dA$  defined in eq. (2).

*Proof.* We reproduce here the result of first computation done in the proof in [GS03] lemma 2.1, which holds for any maps satisfying eq. (1): for all  $i \in \mathbb{N}$ , and  $\zeta \in \mathbb{D}$

$$(4) \quad |H(\lambda^i \zeta) - H(\zeta)| = |Sf^i(h(\zeta))| |\zeta h'(\zeta)|^2.$$

Here  $Sf^i$  denotes the Schwarzian derivative of the  $i$ -th iterate of  $f$ . Denote  $z_j = f^j(z)$ . Similarly to [GS03] we get from the chain rule for the Schwarzian that

$$(5) \quad |Sf^i(z)| \leq \sum_{j=0}^{i-1} |Sf(z_j)| |(f^j)'(z)|^2.$$

By Koebe's distortion theorems, there exists  $\kappa > 1$  such that  $\forall \zeta \in \mathbb{D}, \forall \zeta' \in B(\zeta, (1 - |\zeta|)/2)$ , we have  $1/\kappa < |h'(\zeta')/h'(\zeta)| < \kappa$ . Also, using the Schwarz-pick metric and its comparison with the distance to  $\partial\mathbb{D}$ , there exists  $\alpha > 1$  such that  $\forall \zeta' \in B(\zeta, |1 - \zeta|/2), d(h(\zeta'), \partial\mathbb{D}) \geq d(h(\zeta), \partial\mathbb{D})/\alpha$ . It follows that  $\forall Q \geq 2$ :

$$(6) \quad \pi |h'(\zeta)|^2 (1 - |\zeta|)^2 / Q^2 \leq (\kappa\alpha)^2 \text{Area} [h(B(\zeta, (1 - |\zeta|)/Q))]$$

where the area is measured using  $dA$  defined in eq. (2) (this is the main difference with [GS03]). Now given  $K > 0$  we impose that  $0 \leq i \leq K/(1 - |\zeta|)$ . As in [GS03], there exists then  $n_0$  and  $Q \geq 2$  that depend on  $K$  and on the upper bound  $\Theta$  on the continued fraction entries of  $\theta$  and such that the balls  $B(\lambda^j \zeta, (1 - |\zeta|)/Q)$  are disjoint for  $j$  varying from 0 to  $i$ , and thus so must be their images by  $h$ . Putting everything together we get

$$(7) \quad (H(\lambda^i \zeta) - H(\zeta))(1 - |\zeta|)^2 \leq Q_1 \text{Area} [h(\text{ring}')] ]$$

where  $\text{ring}' = \left\{ \zeta' \in \mathbb{D}; (1 - \frac{1}{Q})(1 - |\zeta|) < 1 - |\zeta'| < (1 + \frac{1}{Q})(1 - |\zeta|) \right\}$ , and  $Q_1$  is some constant that depends on  $Q$ , i.e. only on  $K$  and on  $\Theta$ . Note that we assumed  $Q \geq 2$  so the ring for  $Q$  is included in the ring for  $Q = 2$   $\square$

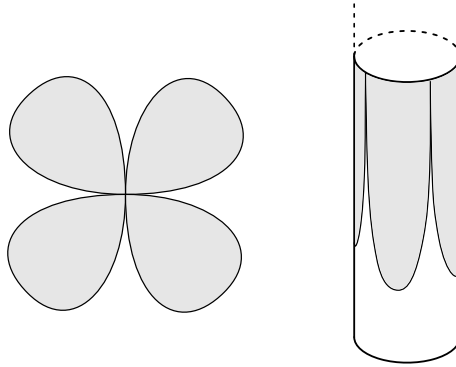


FIGURE 5. Left: preimage near a critical point of attracting petals of a parabolic fixed point. Right: their image in cylinder coordinates. In the latter, the width of the fjord between two petals decreases exponentially with respect to the height.

If we can prove that, for a given  $Q$ , this area tends to 0 as  $|\zeta| \rightarrow 1$  (this claim is independent from  $Q$ ), then the rest of the argument of [GS03] carries on and we get that  $\partial\Delta$  is a finite union of quasiconformal arcs, hence locally connected. But then  $\partial\Delta$  cannot contain a fixed point<sup>8</sup>, leading to a contradiction with  $f(c) = c$ . Q.E.D.

According to the discussion above there only remains to prove:

**Lemma 13.** *For the area form defined in eq. (2),*

$$\text{Area}_{dA} h(\text{ring}(\varepsilon)) \rightarrow 0$$

as  $\varepsilon \rightarrow 1$ .

*Proof.* Consider the sequence of annuli  $A_n = h(\text{ring}(3^{-n}))$ . The  $A_n$  are disjoint. It is enough to prove  $\text{Area} A_n \rightarrow 0$ : indeed  $\forall \varepsilon < 1$ ,  $\text{ring}(\varepsilon)$  is contained in two consecutive such annuli union their common boundary which is a smooth curve.

In [GS03] the total area available was finite, hence  $\sum \text{Area} A_n = \text{Area} \Delta < +\infty$  whence  $\text{Area} A_n \rightarrow 0$ . In our case there is an infinite amount of area available because of the cylindrical parts near the  $c'_k$ . We will prove that

$$\text{Area}_{dA} \Delta < +\infty$$

still holds in our case. There are several cases according to the nature of the fixed point  $c$ .

– It cannot be attracting nor Siegel since  $c \in \partial\Delta$ .

– If  $c$  is parabolic, it leaves too little room between its attracting petals: indeed the Siegel disk must be disjoint from the attracting petals and therefore for each of the critical points  $c'_k$ ,  $\Delta$  is disjoint from the preimage of the petals near this critical point. These petals have an order of tangency  $> 1$ , which in cylinder coordinate (for which the area form becomes proportional to the Lebesgue measure) means that the space between two consecutive petals is decreasing exponentially with the distance as we proceed along the cylinder. Hence there is only a finite amount of area available to  $\Delta$ . See fig. 5.

– If  $c$  is repelling, consider its linearizing coordinate  $\phi$  defined in a neighbourhood  $V$  of  $c$ :  $\phi \circ f(z) = f'(c) \times \phi(z)$ . We may assume for convenience that  $\phi(V)$  is a round

<sup>8</sup>By [Mil06], lemma 18.7. This lemma is stated for rational maps but holds in fact for any map as soon as the Siegel disk is compactly contained in the domain of the map.



disk. Consider the quotient map  $\pi : \mathbb{C}^* \rightarrow \mathbb{C}^*/\Lambda$  where  $\Lambda$  is the group generated by the map  $z \mapsto \lambda z$ . The range is a torus. Consider the map  $\Pi = \pi \circ \phi \circ f$ , which is defined in a neighbourhood  $V'_k$  of  $c'_k$ . We take  $V'_k$  small enough so that  $f(V'_k) \subset V$  and  $V'_k \cap V = \emptyset$ .

**Assertion.** *The map  $\Pi$  is injective on  $\Delta \cap \text{dom } \Pi$ .*

*Proof.* Assume  $\Pi(z) = \Pi(z')$ . Consider the points  $w = f(z)$  and  $w' = f(z')$ . From  $\pi(\phi(w)) = \pi(\phi(w'))$  we deduce that one of  $w$  or  $w'$  is an iterated image of the other, say  $w' = f^j(w)$ , for some  $j \geq 0$ , with  $f^n(w) \in V$  for all  $n$  with  $0 \leq n \leq j$ . So  $f(z') = f(f^j(z))$  and because  $f$  is injective on  $\Delta$  which contains both  $z'$  and  $f^j(z)$ , we get  $z' = f^j(z)$ . If  $j > 1$  we get a contradiction because  $z' \in V'_k$  and  $f^j(z) \in V$  and these sets are disjoint. So  $j = 0$  i.e.  $z = z'$ .  $\square$

As a corollary, the area of  $\Delta$  in the cylinders is finite.

– If  $c$  is Cremer, consider a ball  $B(c, \varepsilon)$  where  $f$  is injective. There is no more a linearizing coordinate  $\phi$ . However, by a similar argument to the repelling case, for each  $k$ , the set  $U_k := f(\Delta \cap B(c'_k, \varepsilon'))$  with  $\varepsilon'$  small enough has the property that for all  $z \in U_k$ ,  $f(z) \in B(c, \varepsilon)$  and the forward orbit  $f^n(z)$ ,  $n > 0$  is disjoint from  $U_k$  as long as it remains in  $B(c, \varepsilon)$ . Now slice the cylinder of  $c'_k$  into finite cylinders  $C_n$  of equal height. The set  $f(C_n)$  is close to  $c$  where we do not have a cylinder. However let us temporarily look at a neighbourhood of  $c$  a cylinder coordinate  $\log(z - c)/2\pi i$ . The set  $f(C_n)$  is close to a sub-cylinder with straight boundaries and its height increases linearly with  $n$ . On  $f(C_n)$  the map  $f$  is very close to a horizontal translation: the error term is exponentially small with respect to  $n$ . It implies that a point in  $f(C_n)$  needs a number of iterates that is at least exponential in  $n$  to leave  $B(c, \varepsilon)$ . The disjointness implies that the area of  $\Delta \cap C_n$  has to be exponentially small.  $\square$

## 5. RAMIFIED COVERINGS

This section is a collection of known facts about coverings and ramified coverings. For completeness, we provide a proof for each. Below,  $\mathcal{S}$  and similar notations refer to arbitrary Riemann surfaces. Recall that  $C(f)$  denotes the set of critical values of  $f$ ,  $A(f)$  the set of asymptotic values and that  $\text{Sing } f = \overline{C(f)} \cup \overline{A(f)}$ . Recall that a holomorphic map is open if and only if it is not constant on any of the connected components of its domain.

**Lemma 14** (Path lifting). *Let  $f : \text{dom } f \rightarrow \mathcal{S}$  be holomorphic, open with  $\text{dom } f \subset \mathcal{S}'$ ,  $\gamma : [0, 1] \rightarrow \mathcal{S}$  be a path such that  $\gamma((0, 1)) \cap (C(f) \cup A(f)) = \emptyset$ , and  $z_0 \in \text{dom } f$  with  $f(z_0) = \gamma(0)$ . Then:*

- *There exists a lift on  $[0, 1)$  of  $\gamma$  starting from  $z_0$  i.e.  $\exists \tilde{\gamma} : [0, 1) \rightarrow \text{dom } f$  continuous with  $f \circ \tilde{\gamma} = \gamma$  and  $\tilde{\gamma}(0) = z_0$ .*
- *If  $z_0$  is not critical then the lift is unique.*
- *If  $\gamma(1) \notin A(f)$  then  $\tilde{\gamma}(s)$  has a limit at  $s = 1$ .*

*Proof.* Let  $d$  be the local degree of  $f$  at  $z_0$ . According to basic complex analysis, near  $z_0$  the map  $f$  is equivalent to  $z \mapsto z^d$ , i.e. there exists open neighborhoods  $U$  of  $z_0$  and  $V$  of  $f(z_0)$  and analytic isomorphisms  $\phi : U \rightarrow \mathbb{D}$  and  $\psi : V \rightarrow \mathbb{D}$  such that  $\forall z \in \mathbb{D}$ ,  $\psi \circ f \circ \phi^{-1}(z) = z^d$ . By continuity of  $\gamma$  there exists  $\varepsilon > 0$  such that  $\gamma([0, \varepsilon]) \subset V$ . By hypothesis  $\gamma((0, \varepsilon]) \subset V - \{f(z_0)\}$ . Since  $f : U - \{z_0\} \rightarrow V - \{f(z_0)\}$  is a cover, it follows that there are exactly  $d$  lifts  $\hat{\gamma}$  of the restriction of  $\gamma$  to  $(0, \varepsilon]$  if we require  $\hat{\gamma}(\varepsilon)$  to belong to  $U$ . Moreover, since  $f : U \rightarrow V$  is equivalent to  $z^d$  as above, it follows that  $\hat{\gamma}(t)$  necessarily tend to  $z_0$  as  $t \rightarrow 0$ , so we can extend  $\hat{\gamma}$  to a continuous function at 0 with value  $z_0$ .

Choose one such  $\hat{\gamma}$ , defined on  $[0, \varepsilon]$  and consider the set  $\mathcal{E}$  of continuous extensions  $\tilde{\gamma} : [0, u) \rightarrow \text{dom } f$  of  $\hat{\gamma}$ , with  $\varepsilon \leq u \leq 1$ , such that  $\forall t \in [0, u)$ ,  $f \circ \tilde{\gamma}(t) = \gamma(t)$ . Let  $\mathcal{U}$  be the set of possible  $u$ . Then  $\varepsilon \in \mathcal{U}$  because  $\hat{\gamma} \in \mathcal{E}$ . By restriction, it is immediate that if  $\varepsilon \leq u' \leq u \in \mathcal{U}$  then  $u' \in \mathcal{U}$ .

Next, we show that if  $\tilde{\gamma}_1 : [0, u_1) \rightarrow \text{dom } f$  and  $\tilde{\gamma}_2 : [0, u_2) \rightarrow \text{dom } f$  both belong to  $\mathcal{E}$  then they coincide on  $[0, u_3)$  with  $u_3 = \min(u_1, u_2)$ . It is enough to show that the set  $\{t \in (0, u_3); \tilde{\gamma}_1(t) = \tilde{\gamma}_2(t)\}$  is open closed in  $[0, u_3)$  and non-empty. It is closed by continuity; non-empty because it contains  $(0, u)$ ; open because  $\gamma((0, 1))$  does not meet the set of critical values of  $f$  and hence  $f$  is locally injective near  $\gamma_1(t) = \gamma_2(t)$  for all  $t \in (0, u_3)$ .

Let  $u_\infty = \sup \mathcal{U}$ . Then  $u_\infty \in \mathcal{U}$  because by the previous paragraph we can take  $\tilde{\gamma} : [0, u_\infty) \rightarrow \text{dom } f$  to be the join of any sequence  $\tilde{\gamma}_n : [0, u_n) \rightarrow \text{dom } f$  with  $u_n \in \mathcal{U}$  such that  $u_n \rightarrow u_\infty$ .

It remains to show that  $u_\infty = 1$ . Otherwise, consider the map  $\tilde{\gamma} : [0, u) \rightarrow \text{dom } f$  we just constructed. Since  $f \circ \tilde{\gamma} = \gamma$  on  $[0, u)$ , since  $\gamma$  has a limit at  $t = u$  and since  $f$  is holomorphic and nowhere locally constant, it follows by the isolated zero theorem that  $\tilde{\gamma}(t)$  either has a limit at  $t = u$  or leaves every compact of  $\text{dom } f$ . In the second case,  $\gamma(u)$  is an asymptotic value, contradicting our assumption that  $\gamma((0, 1)) \cap A(f) = \emptyset$ . Hence  $\tilde{\gamma}$  has a continuous extension at  $t = u$ . By the same arguments as in the first paragraph, we can then extend  $\tilde{\gamma}$  further, leading to a contradiction with the definition of  $u_\infty$ . Note that if  $\gamma(1) \notin A(f)$  then the same argument proves that  $\tilde{\gamma}$  has an extension to  $t = 1$  as a continuous lift of  $\gamma$ ; this proves the third point of the lemma.

The second point stated in the lemma concerns uniqueness in the case where  $z_0$  is not critical. If another lift  $\tilde{\gamma}'$  exists with the same properties, then since  $\tilde{\gamma}'_t$  is close to  $z_0$  when  $t$  is small, the first paragraph above proves that  $\tilde{\gamma}'$  and  $\tilde{\gamma}$  are equal near 0. Uniqueness then follows from the third paragraph.  $\square$

**Lemma 15** (Homotopy lifting).

$$\begin{array}{ccc} X & \xrightarrow{h_t} & \tilde{\mathcal{S}} \\ & \searrow g_t & \downarrow f \\ & & \mathcal{S} \end{array}$$

Let  $X$  be a topological space. Let  $f : \tilde{\mathcal{S}} \rightarrow \mathcal{S}$  be holomorphic and open. Let  $g : [0, 1] \times X \rightarrow \mathcal{S} : (t, x) \mapsto g_t(x)$  be continuous. Assume that  $h_0 : X \rightarrow \tilde{\mathcal{S}}$  is continuous, that  $f \circ h_0 = g_0$ , that for every  $x \in X$  with  $g_0(x) \in \text{Sing } f$ , the function  $t \mapsto g_t(x)$  is constant, and that for every  $t \in (0, 1]$ ,  $g_t(x) \in \text{Sing } f \implies g_0(x) \in \text{Sing } f$ . Then there exists a unique extension  $h : [0, 1] \times X \rightarrow \tilde{\mathcal{S}}$ ,  $(t, x) \mapsto h_t(x)$  of  $h_0$  that is continuous and lifts  $g$ , i.e. such that  $\forall t, g_t = f_t \circ h_t$ . It is constant w.r.t.  $t$  for all  $x \in X$  such that  $g_0(x) \in \text{Sing } f$ .

*Proof.* Existence: Since  $\text{Sing } f$  is closed, its complement in  $\tilde{\mathcal{S}}$  is open. By the basic theory of singular values,  $f$  is a covering from  $f^{-1}(\mathcal{S} - \text{Sing } f)$  to  $\mathcal{S} - \text{Sing } f$ . Hence by the theory of coverings, there is a unique continuous lift  $t \mapsto h_t$  of  $t \mapsto g_t$  starting from  $h_0$ , if we restrict to  $\mathcal{S} - \text{Sing } f$  in the range and to  $f^{-1}(\mathcal{S} - \text{Sing } f)$  in the domain. Let us extend  $h_t$  to every  $x \in \text{Sing } f$  by decreeing that  $h_t(x) = h_0(x)$ . By the hypotheses, it automatically satisfies  $f \circ h_t = g_t$  and is constant w.r.t.  $t$  for all  $x$  such that  $g_0(x) \in \text{Sing } f$ , but it is less obvious that the map  $h$  we obtain is continuous.

We already know that  $h$  is continuous in the open subset  $X - g_0^{-1}(\text{Sing } f)$  of  $X$ . Consider  $x_\infty \in X$  with  $g_0(x_\infty) \in \text{Sing } f$  and let  $z_\infty = g_0(x_\infty)$  and  $z'_\infty = h_0(x_\infty)$ . Note that by construction, the function  $t \mapsto h_t(x_\infty)$  is constant, equal to  $z'_\infty$ .

Let us show that the functions  $t \mapsto h_t(x)$  converge uniformly to this constant function as  $x \rightarrow x_\infty$ . Since  $f$  is holomorphic and nowhere locally constant, for all neighborhood  $U$  of  $z'_\infty$ , there is a connected open neighborhood  $V$  of  $z_\infty$  such that the connected component  $V'$  of  $f^{-1}(V)$  containing  $z'_\infty$  is contained in  $U$ . Since  $g$  is continuous,  $[0, 1]$  compact and since  $t \mapsto g_t(x_\infty)$  is constant equal to  $z_\infty$ , it follows that there exists a neighborhood  $W$  of  $x_\infty$  such that  $g_t(x)$  takes value in  $V$  whenever  $x \in W$  and  $t \in [0, 1]$ . By taking a smaller  $W$  we can also assume that  $h_0(W) \subset V'$ . It then follows that for all  $x \in W$ ,  $h_t(x) \in U$ . Q.E.D.

Uniqueness: Because  $f$  is holomorphic and nowhere locally constant, any time the function  $t \mapsto g_t(x)$  is constant, its lifts  $t \mapsto h_t(x)$  will be constant too. Hence  $h$  is determined when  $g_0(x) \in \text{Sing } f$ . And on  $X - \text{Sing } f$ , uniqueness follows from the theory of coverings.  $\square$

Let us define a family of models  $\rho_k$  and  $\rho_k^*$  as follows. Let  $\rho_0 : \mathbb{D} \rightarrow \mathbb{D}$ ,  $z \mapsto 0$  and for  $0 < k < +\infty$ ,  $\rho_k : \mathbb{D} \rightarrow \mathbb{D}$ ,  $z \mapsto z^k$ . Let  $\rho_\infty : H \rightarrow \mathbb{D}$ ,  $z \mapsto \exp z$  where  $H$  is defined by " $\text{Re}(z) < 0$ ". If  $k < +\infty$  Let  $\rho_k^*$  be the restriction to  $\mathbb{D}^* = \mathbb{D} - \{0\}$ . Note that all the models have the same range:  $\mathbb{D}$ . Not all are surjective, though.

**Lemma 16.** *Assume  $f : \text{dom } f \rightarrow S'$  is holomorphic,  $W'$  is an open subset of  $S'$  isomorphic to  $\mathbb{D}$ ,  $a' \in W'$  and  $W' \cap \text{Sing } f \subset \{a'\}$ . Let  $\psi$  be any isomorphism from  $W'$  to  $\mathbb{D}$  mapping  $a'$  to 0. Then for all connected component  $W$  of  $f^{-1}(W')$ , the restriction  $f : W \rightarrow W'$  is equivalent to one of the models  $\rho = \rho_k$  or  $\rho_k^*$  above, more precisely there exists an isomorphism  $\phi : W \rightarrow \text{dom } \rho$  such that  $f = \psi^{-1} \circ \rho \circ \phi$  on  $W$ .*

*Proof.* The map  $f$  is a covering over  $W' - \{a'\}$ . If  $f$  is constant on  $W$  then this constant is a singular value, thus equal to  $a'$  so  $f$  is equivalent to  $\rho_0$  via  $\psi$  and any choice of the isomorphism  $\phi : W \rightarrow \mathbb{D}$ . Otherwise, we use the classification of coverings. The fundamental group of  $W' - \{a'\}$  is isomorphic to  $\mathbb{Z}$ . The group of deck transformation is a subgroup completely characterized by its index  $k \in \mathbb{N}^* \cup \{\infty\}$ . The restriction of  $f$  to  $W - f^{-1}(a')$  is equivalent via  $\phi$  and some homeomorphism  $\phi$  to one of the  $\rho_k^*$  or to  $\rho_\infty$ . This function  $\phi$  must be analytic (this can be checked locally using  $\psi \circ f = \rho_k^* \circ \phi$  as every other map in this diagram is analytic and locally invertible away from points corresponding to  $a'$ ). If  $W \cap f^{-1}(a') = \emptyset$  then we are done. Otherwise, consider a point  $a \in W$  such that  $f(a) = a'$  and let  $d$  be the local degree of  $f$  at  $a$ . Consider a simple loop around  $a$  in a small neighbourhood of  $a$ . Its image by  $f$  winds  $d$  times around  $a'$ , and so does its image by  $\psi \circ f$  around 0. Hence its image by  $\phi$ , which is injective, is a simple loop in whose image by  $\rho$  winds  $d$  times. It follows that  $k = d$ , in particular  $k \neq +\infty$ . Then, from the commutative diagram, it follows that  $\phi$  extends continuously with  $\phi(a) = a'$ , the extension is analytic by the erasable singularity theorem. Since the preimage of a small neighbourhood of 0 by  $\rho_k^*$  is connected, and  $f$  is continuous and  $f^{-1}(a)$  is discrete, it follows that  $a$  is the only preimage of  $a'$  in  $W$ .  $\square$

Recall that a *Jordan curve* is the image of an injective loop in a topological surface. We use here the term *Jordan domain* to refer to open subsets  $W$  of a topological surface  $S$  for which there exists a homeomorphism from the closed unit disk of  $\mathbb{C}$  to  $\overline{W}$  mapping the open unit disk to  $W$ . If  $W$  is a Jordan domain then  $\overline{W} - W$  is a Jordan curve, whence the name. With this terminology, the Jordan-Schoenflies theorem can be restated as follows: any Jordan curve in the plane bounds a Jordan domain.

**Lemma 17.** *Assume that we are in the case  $k = 1$  of the previous lemma, i.e.  $f : W \rightarrow W'$  is a bijection. Call  $a$  the unique preimage of  $a'$  in  $W$ . Assume also that  $W'$  is a Jordan domain as per the definition above. Last, assume that for all*

$v \in \text{Sing } f \cap \partial W'$  there exists a path  $\gamma$  from  $a'$  to  $v$  within  $W'$  whose lift  $\tilde{\gamma}$  starting from  $a$  has an endpoint in  $\text{dom } f$ . Then  $W$  is a Jordan domain and the restriction of  $f$  to  $\partial W$  is a bijection to  $\partial W'$ .

*Proof.* By homotopy lifting (lemma 15), the endpoint of  $\tilde{\gamma}$  depends only on the endpoint of  $\gamma$ . It follows that  $f^{-1} : W' \rightarrow W$  has a continuous extension  $g$  to  $\overline{W'}$  taking values in  $\text{dom } f$ , for otherwise one could construct a path  $\gamma$  whose lift does not converge in  $\text{dom } f$ . The map  $f \circ g$  is defined on  $\overline{W'}$  and is the identity on  $W'$ , hence on  $\overline{W'}$  by continuity. The map  $g$  must thus be injective. As an injective continuous map defined on a compact set,  $g$  is a homeomorphism to its image. Its image is a closed set hence must contain  $\overline{W}$ , and by continuity is contained in  $\overline{W}$ .  $\square$

## REFERENCES

- [AB56] L. Ahlfors and A. Beurling. The boundary correspondence under quasiconformal mappings. *Acta Math.*, 96:125–142, 1956.
- [AB60] Lars V. Ahlfors and Lipman Bers. Riemann’s mapping theorem for variable metrics. *Ann. Math. (2)*, 72:385–404, 1960.
- [Ahl06] Lars V. Ahlfors. *Lectures on quasiconformal mappings*, volume 38 of *University Lecture Series*. American Mathematical Society, Providence, RI, second edition, 2006. With supplemental chapters by C. J. Earle, I. Kra, M. Shishikura and J. H. Hubbard.
- [BEE13] Xavier Buff, Jean Écalle, and Adam Epstein. Limits of degenerate parabolic quadratic rational maps. *Geom. Funct. Anal.*, 23(1):42–95, 2013.
- [BF14] Bodil Branner and Núria Fagella. *Quasiconformal surgery in holomorphic dynamics*, volume 141 of *Cambridge Studies in Advanced Mathematics*. Cambridge University Press, Cambridge, 2014. With contributions by Xavier Buff, Shaun Bulett, Adam L. Epstein, Peter Haïssinsky, Christian Henriksen, Carsten L. Petersen, Kevin M. Pilgrim, Tan Lei and Michael Yampolsky.
- [Ché06] Arnaud Chéritat. Ghys-like models for Lavaurs and simple entire maps. *Conform. Geom. Dyn.*, 10:227–256, 2006.
- [DE86] Adrien Douady and Clifford J. Earle. Conformally natural extension of homeomorphisms of the circle. *Acta Math.*, 157(1-2):23–48, 1986.
- [Eps93] Adam Lawrence Epstein. *Towers of finite type complex analytic maps*. ProQuest LLC, Ann Arbor, MI, 1993. Thesis (Ph.D.)—City University of New York.
- [Eps95] Adam L. Epstein. Dynamics of finite type applications. Manuscript, 1995.
- [Ere13] Alexandre Eremenko. Singularities of inverse functions. Manuscript, 2013.
- [GŚ03] Jacek Graczyk and Grzegorz Świątek. Siegel disks with critical points in their boundaries. *Duke Math. J.*, 119(1):189–196, 2003.
- [Her86] Mickael Herman. Conjugaison quasi symétrique des difféomorphismes du cercle à des rotations, et applications aux disques singuliers de Siegel, i (?). Manuscript, 1986.
- [Her87a] Mickael Herman. Conjugaison quasi symétrique des homéomorphismes du cercle à des rotations. Manuscript, 1987.
- [Her87b] Mickael Herman. Uniformité de la distortion de Swiatek pour les familles compactes de produits de Blaschke. Manuscript, 1987.
- [LV73] O. Lehto and K. I. Virtanen. *Quasiconformal mappings in the plane*. Springer-Verlag, New York-Heidelberg, second edition, 1973. Translated from the German by K. W. Lucas, Die Grundlehren der mathematischen Wissenschaften, Band 126.
- [Mil06] John Milnor. *Dynamics in one complex variable*, volume 160 of *Annals of Mathematics Studies*. Princeton University Press, Princeton, NJ, third edition, 2006.
- [Ric69] Seppo Rickman. Removability theorems for quasiconformal mappings. *Ann. Acad. Sci. Fenn. Ser. A I No.*, 449:8, 1969.
- [Świ98] Grzegorz Świątek. On critical circle homeomorphisms. *Bol. Soc. Brasil. Mat. (N.S.)*, 29(2):329–351, 1998.