

Original citation:

LHCb Collaboration (Including: Back, John J., Craik, Daniel, Dossett, D., Gershon, Timothy J., Harrison, Paul F., Kreps, Michal, Latham, Thomas, Pilar, T., Poluektov, Anton, Reid, Matthew M., Silva Coutinho, R., Whitehead, M. (Mark) and Williams, M. P.). (2013) First observations of $\bar{B} s_0 \rightarrow D^+ D^-$, $D_s^+ D^-$ and $D_0 \bar{D}^0$ decays. Physical Review D (Particles, Fields, Gravitation and Cosmology), Volume 87 (Number 9). Article number 092007.

Permanent WRAP url:

<http://wrap.warwick.ac.uk/57681>

Copyright and reuse:

The Warwick Research Archive Portal (WRAP) makes this work of researchers of the University of Warwick available open access under the following conditions.

This article is made available under the Creative Commons Attribution- 3.0 Unported (CC BY 3.0) license and may be reused according to the conditions of the license. For more details see <http://creativecommons.org/licenses/by/3.0/>

A note on versions:

The version presented in WRAP is the published version, or, version of record, and may be cited as it appears here.

For more information, please contact the WRAP Team at: publications@warwick.ac.uk

warwick**publications**wrap

highlight your research

<http://wrap.warwick.ac.uk/>

First observations of $\bar{B}_s^0 \rightarrow D^+ D^-$, $D_s^+ D^-$ and $D^0 \bar{D}^0$ decays

 R. Aaij *et al.**

(LHCb Collaboration)

(Received 23 February 2013; published 21 May 2013)

First observations and measurements of the branching fractions of the $\bar{B}_s^0 \rightarrow D^+ D^-$, $\bar{B}_s^0 \rightarrow D_s^+ D^-$ and $\bar{B}_s^0 \rightarrow D^0 \bar{D}^0$ decays are presented using 1.0 fb^{-1} of data collected by the LHCb experiment. These branching fractions are normalized to those of $\bar{B}^0 \rightarrow D^+ D^-$, $B^0 \rightarrow D^- D_s^+$ and $B^- \rightarrow D^0 D_s^-$, respectively. An excess of events consistent with the decay $\bar{B}^0 \rightarrow D^0 \bar{D}^0$ is also seen, and its branching fraction is measured relative to that of $B^- \rightarrow D^0 D_s^-$. Improved measurements of the branching fractions $\mathcal{B}(\bar{B}_s^0 \rightarrow D_s^+ D^-)$ and $\mathcal{B}(B^- \rightarrow D^0 D_s^-)$ are reported, each relative to $\mathcal{B}(B^0 \rightarrow D^- D_s^+)$. The ratios of branching fractions are $\frac{\mathcal{B}(\bar{B}_s^0 \rightarrow D^+ D^-)}{\mathcal{B}(\bar{B}^0 \rightarrow D^+ D^-)} = 1.08 \pm 0.20 \pm 0.10$, $\frac{\mathcal{B}(\bar{B}_s^0 \rightarrow D_s^+ D^-)}{\mathcal{B}(\bar{B}^0 \rightarrow D^- D_s^+)} = 0.050 \pm 0.008 \pm 0.004$, $\frac{\mathcal{B}(\bar{B}_s^0 \rightarrow D^0 \bar{D}^0)}{\mathcal{B}(B^- \rightarrow D^0 D_s^-)} = 0.019 \pm 0.003 \pm 0.003$, $\frac{\mathcal{B}(\bar{B}^0 \rightarrow D^0 \bar{D}^0)}{\mathcal{B}(B^- \rightarrow D^0 D_s^-)} < 0.0024$ at 90% CL, $\frac{\mathcal{B}(\bar{B}_s^0 \rightarrow D^+ D^-)}{\mathcal{B}(\bar{B}^0 \rightarrow D^- D_s^+)} = 0.56 \pm 0.03 \pm 0.04$, $\frac{\mathcal{B}(B^- \rightarrow D^0 D_s^-)}{\mathcal{B}(\bar{B}^0 \rightarrow D^- D_s^+)} = 1.22 \pm 0.02 \pm 0.07$, where the uncertainties are statistical and systematic, respectively.

 DOI: [10.1103/PhysRevD.87.092007](https://doi.org/10.1103/PhysRevD.87.092007)

PACS numbers: 13.25.Hw

I. INTRODUCTION

Double-charm decays of B mesons can be used to probe the Cabibbo-Kobayashi-Maskawa matrix [1,2] elements and provide a laboratory to study final state interactions. The time-dependent CP asymmetry in the $B^0 \rightarrow D^+ D^-$ decay provides a way to measure the B^0 mixing phase [3,4], where information from other double-charm final states can be used to account for loop (penguin) contributions and other nonfactorizable effects [5–9]. Double-charm decays of B mesons can also be used to measure the weak phase γ , assuming U -spin symmetry [10,11]. The purely CP -even $\bar{B}_s^0 \rightarrow D_s^+ D_s^-$ decay is also of interest, as it can be used to measure the B_s^0 mixing phase. Moreover, a lifetime measurement using the $\bar{B}_s^0 \rightarrow D_s^+ D_s^-$ decay provides complementary information on $\Delta\Gamma_s$ [11–14] to that obtained from direct measurements [15], or from lifetime measurements in other CP eigenstates [16,17].

The study of $B \rightarrow D\bar{D}'$ decays¹ can also provide a better theoretical understanding of the processes that contribute to B meson decay. Feynman diagrams contributing to the decays considered in this paper are shown in Fig. 1. The $\bar{B}_s^0 \rightarrow D^0 \bar{D}^0$, $\bar{B}_s^0 \rightarrow D^+ D^-$ and $\bar{B}^0 \rightarrow D^0 \bar{D}^0$ decays are mediated by the W -exchange amplitude, along with penguin-annihilation contributions and rescattering [18]. The only other observed B meson decays of this type are $\bar{B}^0 \rightarrow D_s^{(*)+} K^{(*)-}$ and $\bar{B}_s^0 \rightarrow \pi^+ \pi^-$, with branching

fractions of the order of 10^{-5} [19] and 10^{-6} [20], respectively. Predictions of the $\bar{B}_s^0 \rightarrow D^+ D^-$ branching fraction using perturbative approaches yield $\sim 5.0 \times 10^{-4}$ [21], while the use of nonperturbative approaches has led to a larger value of 4.5×10^{-3} [22]. More recent phenomenological studies, which assume a dominant contribution from rescattering, predict a significantly lower branching fraction of $\mathcal{B}(\bar{B}_s^0 \rightarrow D^+ D^-) = \mathcal{B}(\bar{B}_s^0 \rightarrow D^0 \bar{D}^0) = (7.8 \pm 4.7) \times 10^{-5}$ [18].

This paper reports the first observations of the $\bar{B}_s^0 \rightarrow D^+ D^-$, $\bar{B}_s^0 \rightarrow D_s^+ D^-$ and $\bar{B}_s^0 \rightarrow D^0 \bar{D}^0$ decays, and measurements of their branching fractions normalized relative to those of $\bar{B}^0 \rightarrow D^+ D^-$, $B^0 \rightarrow D^- D_s^+$ and $B^- \rightarrow D^0 D_s^-$, respectively. An excess of events consistent with $\bar{B}^0 \rightarrow D^0 \bar{D}^0$ is also seen, and its branching fraction is reported. Improved measurements of the ratios of branching fractions $\mathcal{B}(\bar{B}_s^0 \rightarrow D_s^+ D_s^-)/\mathcal{B}(B^0 \rightarrow D^- D_s^+)$ and $\mathcal{B}(B^- \rightarrow D^0 D_s^-)/\mathcal{B}(B^0 \rightarrow D^- D_s^+)$ are also presented. All results are based upon a data sample corresponding to an integrated luminosity of 1.0 fb^{-1} of pp collision data at

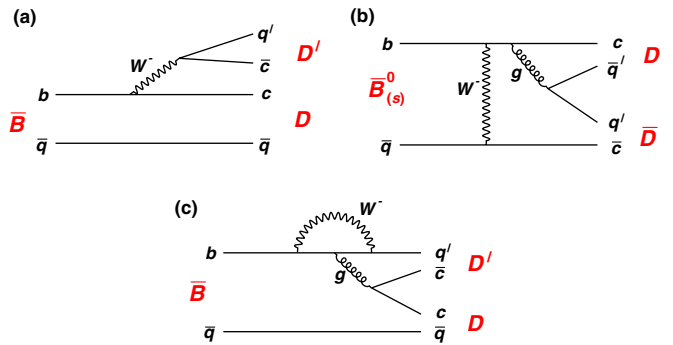


FIG. 1 (color online). Feynman diagrams contributing to the double-charm final states discussed in this paper. They include (a) tree, (b) W exchange and (c) penguin diagrams.

*Full author list given at end of the article.

Published by the American Physical Society under the terms of the [Creative Commons Attribution 3.0 License](https://creativecommons.org/licenses/by/3.0/). Further distribution of this work must maintain attribution to the author(s) and the published article's title, journal citation, and DOI.

¹Throughout this paper, the notation D (or D') is used to refer to a D^+ , D^0 or D_s^+ meson, and B represents either a B^0 , B^- or B_s^0 meson.

$\sqrt{s} = 7$ TeV recorded by the LHCb experiment in 2011. Inclusion of charge conjugate final states is implied throughout.

II. DETECTOR, TRIGGER AND DATA SAMPLES

The LHCb detector [23] is a single-arm forward spectrometer covering the pseudorapidity range $2 < \eta < 5$, designed for the study of particles containing b or c quarks. The detector includes a high precision tracking system consisting of a silicon-strip vertex detector surrounding the pp interaction region, a large-area silicon-strip detector located upstream of a dipole magnet with a bending power of about 4 Tm, and three stations of silicon-strip detectors and straw drift tubes placed downstream. The combined tracking system has a momentum resolution ($\Delta p/p$) that varies from 0.4% at 5 GeV/ c to 0.6% at 100 GeV/ c , and an impact parameter (IP) resolution of 20 μm for tracks with high transverse momentum (p_T). The impact parameter is defined as the distance of closest approach of a given particle to the primary pp interaction vertex (PV). Charged particles are identified by two ring-imaging Cherenkov detectors [24]. Discrimination of photons, electrons and charged hadrons is provided by a calorimeter system consisting of scintillating-pad and preshower detectors, an electromagnetic calorimeter and a hadronic calorimeter. Muons are identified by a system composed of alternating layers of iron and multiwire proportional chambers.

The trigger [25] consists of a hardware stage, based on information from the calorimeter and muon systems, followed by a software stage that performs a partial event reconstruction (only tracks with $p_T > 0.5$ GeV/ c are reconstructed and used). The software trigger requires a two-, three- or four-track secondary vertex with a large track p_T sum and a significant displacement from any of the reconstructed PVs. At least one track must have $p_T > 1.7$ GeV/ c and IP χ^2 greater than 16 with respect to all PVs. The IP χ^2 is defined as the difference between the χ^2 of the PV reconstructed with and without the considered particle. A multivariate algorithm [26] is used to identify

secondary vertices that originate from the decays of b hadrons.

Signal efficiencies and specific backgrounds are studied using simulated events. Proton-proton collisions are generated using PYTHIA 6.4 [27] with a specific LHCb configuration [28]. Decays of hadronic particles are described by EVTGEN [29] in which final state radiation is generated using PHOTOS [30]. The interaction of the generated particles with the detector and its response are implemented using the GEANT4 toolkit [31] as described in Ref. [32]. Efficiencies for identifying K^+ and π^+ mesons are determined using D^{*+} calibration data, with kinematic quantities reweighted to match those of the signal particles [24].

Signal B candidates are formed by combining pairs of D meson candidates reconstructed in the following decay modes: $D^0 \rightarrow K^- \pi^+$ or $K^- \pi^+ \pi^- \pi^+$, $D^+ \rightarrow K^- \pi^+ \pi^+$ and $D_s^+ \rightarrow K^+ K^- \pi^+$. The $D^0 \rightarrow K^- \pi^+ \pi^- \pi^+$ decay is only used for $\bar{B}_{(s)}^0 \rightarrow D^0 \bar{D}^0$ candidates, where a single $D^0 \rightarrow K^- \pi^+ \pi^- \pi^+$ decay in the final state is allowed, which approximately doubles the total signal efficiency. A refit of signal candidates with D mass and vertex constraints is performed to improve the B mass resolution.

Due to the similar kinematics of the $D^+ \rightarrow K^- \pi^+ \pi^+$, $D_s^+ \rightarrow K^+ K^- \pi^+$ and $\Lambda_c^+ \rightarrow p K^- \pi^+$ decays, there is cross feed between various b -hadron decays that have two charm particles in the final state. Cross feed between D^+ and D_s^+ occurs when the $K^- \pi^+ h^+$ invariant mass is within 25 MeV/ c^2 (~ 3 times the experimental resolution) of both the D^+ and D_s^+ masses under the $h^+ = \pi^+$ and $h^+ = K^+$ hypotheses, respectively. In such cases, an arbitration is performed as follows: if either $|M(K^+ K^-) - m_\phi| < 10$ MeV/ c^2 or h^+ satisfies a stringent kaon particle identification (PID) requirement, the D candidate is assigned to be a D_s^+ meson. Conversely, if h^+ passes a stringent pion PID requirement, the D candidate is taken to be a D^+ meson. Candidates that do not pass either of these selections are rejected. A similar veto is applied to D^+ and D_s^+ decays that are consistent with the $\Lambda_c^+ \rightarrow p K^- \pi^+$ decay hypothesis if the proton is misidentified as a π^+ or K^+ , respectively. The efficiencies of these D selections are

TABLE I. Individual contributions to the efficiency for selecting the various $B \rightarrow D\bar{D}'$ final states. Shown are the efficiencies to reconstruct (rec.) and trigger (trig.) on the final state, and to pass the charm cross-feed veto, the VS χ^2 and BDT selection requirements. The total selection efficiency is the product of these four values. The relative uncertainty on the selection efficiency for each decay mode due to the finite simulation samples sizes is 2%. Entries that are left blank indicate that the efficiency factor is not applicable.

	Rec. \times Trig.	Efficiencies (%)		
		Cross-feed veto	VS χ^2	BDT
$\bar{B}_s^0 \rightarrow D_s^+ D_s^-$	0.140	88.4	75.4	97.5
$B^0 \rightarrow D^- D_s^+$ (loose selection)	0.130	77.8	82.9	100.0
$\bar{B}_{(s)}^0 \rightarrow D^0 \bar{D}^0, (K^- \pi^+, K^+ \pi^-)$	0.447		73.7	57.8
$\bar{B}_{(s)}^0 \rightarrow D^0 \bar{D}^0, (K^- \pi^+, K^+ \pi^- \pi^+ \pi^-)$	0.128		74.6	63.6
$B^- \rightarrow D^0 D_s^-$	0.238	92.5	75.0	99.2

determined using simulated signal decays to model the kinematics of the decay and $D^{*+} \rightarrow D^0 \pi^+$ calibration data for the PID efficiencies. Their values are given in Table I.

To suppress contributions from non- $D\bar{D}'$ final states, the reconstructed D decay vertex is required to be downstream of the reconstructed B decay vertex, and the B and D decay vertices are required to have a vertex separation (VS) χ^2 larger than two. Here, the VS χ^2 is the difference in χ^2 between the nominal B vertex fit and a vertex fit where the D is assumed to have zero lifetime. The efficiencies of this set of requirements are obtained from simulation and are included in Table I.

To further improve the purity of the $B \rightarrow D\bar{D}'$ samples, a boosted decision tree (BDT) discriminant is used to distinguish signal D mesons from backgrounds [33,34]. The BDT uses five variables for the D meson and 23 for each of its children. The variables include kinematic quantities, track quality, and vertex and PID information. The signal and background distributions used to train the BDT are obtained from $\bar{B}^0 \rightarrow D^+ \pi^-$, $B^- \rightarrow D^0 \pi^-$ and $\bar{B}_s^0 \rightarrow D_s^+ \pi^-$ decays from data. The signal distributions are background subtracted using weights [35] obtained from a fit to the B candidate invariant mass distribution. The background distributions are taken from the high B mass sidebands in the same data sample.

It is found that making a requirement on the product of the two D meson BDT responses provides better discrimination than applying one to each BDT response individually. The optimal BDT requirement in each decay is chosen by maximizing $N_S/\sqrt{N_S + N_B}$. The number of signal events, N_S , is computed using the known (or estimated, if unknown) branching fractions, selection efficiencies from simulated events, and the BDT efficiencies from the $\bar{B}^0 \rightarrow D^+ \pi^-$, $B^- \rightarrow D^0 \pi^-$ and $\bar{B}_s^0 \rightarrow D_s^+ \pi^-$ calibration samples, reweighted to account for small differences in kinematics between the calibration and signal samples. The number, N_B , is the expected background yield for a given BDT requirement. To obtain the BDT efficiency in a given signal mode, the kinematical properties and correlations between the two D mesons are taken from simulation, while the actual BDT response distributions are obtained from $B \rightarrow D\pi^-$ data. The resulting optimal BDT efficiencies are listed in Table I.

For the purpose of measuring $\mathcal{B}(\bar{B}_s^0 \rightarrow D_s^+ D_s^-)/\mathcal{B}(B^0 \rightarrow D^- D_s^+)$, the BDT optimization leads to loose BDT requirements since the expected yields are relatively large. On the other hand, for $\mathcal{B}(\bar{B}_s^0 \rightarrow D_s^+ D^-)/\mathcal{B}(B^0 \rightarrow D^- D_s^+)$, the expected signal yield of $\bar{B}_s^0 \rightarrow D_s^+ D^-$ decays is small; in this case both the signal and normalization modes are required to pass the same tighter BDT requirement. The different BDT selections applied to the $B^0 \rightarrow D^- D_s^+$ decay are referred to as the ‘‘loose selection’’ and the ‘‘tight selection.’’ Since the final state is identical for the tight selection, the BDT efficiency

cancels in the ratio of branching fractions, and is not included in Table I.

For $\bar{B}_{(s)}^0 \rightarrow D^0 \bar{D}^0$ candidates, a peaking background from $B \rightarrow D^{*+} \pi^- \rightarrow (D^0 \pi^+) \pi^-$ decays, where the π^+ is misidentified as a K^+ , is observed. This contribution is removed by requiring the mass difference, $M(K^- \pi^+ \pi^+) - M(K^- \pi^+) > 150 \text{ MeV}/c^2$, where the K^+ in the reconstructed decay is taken to be a π^+ . After the final selection, around 2% of events in the $\bar{B}_s^0 \rightarrow D_s^+ D_s^-$ decay mode contain multiple candidates; for all other modes the multiple candidate rate is below 1%. All candidates are kept for the final analysis.

For the ratios of branching fractions between modes with identical final states, no requirements are made on the hardware trigger decision. When the final states differ, a trigger selection is applied to facilitate the determination of the relative trigger efficiency. The selection requires that either (i) at least one of the tracks from the reconstructed signal decay is associated with energy depositions in the calorimeters that passed the hardware trigger requirements, or (ii) the event triggered independently of the signal decay particles, e.g., on the decay products of the other b hadron in the event. A small fraction ($\sim 5\%$) of events are triggered by a combination of both the signal b -hadron daughters and one or more other particles in the event. These events are discarded.

III. SIGNAL AND BACKGROUND SHAPES

To determine the signal yields, the mass distributions are parameterized as the sum of two Crystal Ball (CB) functions [36], which account for non-Gaussian tails on both sides of the signal peak. The asymmetric shapes account for both non-Gaussian mass resolution effects (on both sides) and energy loss due to final state radiation. The two CB shapes are constrained to have equal area and a common mean. Separate sets of shape parameters are determined for $B^0 \rightarrow D^- D_s^+$, $\bar{B}_s^0 \rightarrow D_s^+ D_s^-$ and $B^- \rightarrow D^0 D_s^-$ using simulated signal decays, although their shapes are very similar. In the fits to data, the signal shape parameters are fixed to the simulated values, except for a smearing factor that is added in quadrature to the widths from simulation. This number is allowed to vary independently in each fit, but is consistent with about $4.6 \text{ MeV}/c^2$ across all modes, resulting in a mass resolution of about $9 \text{ MeV}/c^2$. For the more rare $\bar{B}_{(s)}^0 \rightarrow D^0 \bar{D}^0$ and $\bar{B}_{(s)}^0 \rightarrow D^+ D^-$ decay modes, the $\bar{B}_s^0 \rightarrow D_s^+ D_s^-$ signal shape parameters are used. In determining the signal significances, the signal shape is fixed to that for $\bar{B}_s^0 \rightarrow D_s^+ D_s^-$, including an additional smearing of $4.6 \text{ MeV}/c^2$. The impact of using the $B^0 \rightarrow D^- D_s^+$ or $B^- \rightarrow D^0 D_s^-$ signal shapes on the signal significances is negligible.

Several specific backgrounds contribute to the $D\bar{D}'$ mass spectra. In particular, decays such as $B \rightarrow D^{(*)} \bar{D}^*$, where the D^* mesons decay through pion or photon emission, produce distinct structures in all decays under

consideration (due to angular momentum conservation). The shapes of these backgrounds are derived from simulation, which are corrected for known resolution differences between data and simulated events, and then fixed in fits to the data. The relative yield of the two peaks in the characteristic structure from the decay $D^* \rightarrow D^0 \pi$ is allowed to vary freely, to enable better modeling of the background in the low mass region. Since these events are below the signal peak by at least the pion mass, the impact on the signal yield determinations is negligible.

A source of peaking background that contributes to $B \rightarrow DD_s^+$ modes are the $B \rightarrow D\bar{K}^{*0}K^+ \rightarrow DK^-\pi^+K^+$ decays, where the $\bar{K}^{*0}K^+$ is not produced in a D_s^+ decay. Although the branching fractions for these decays [37] are about twice as large as that of the $B \rightarrow DD_s^+ \rightarrow DK^+K^-\pi^+$ decay channel, the 25 MeV/ c^2 mass window around the known D_s^+ mass and the VS $\chi^2 > 2$ requirement reduces this contribution to about 1% of the signal yield. This expectation is corroborated by studying the D_s^+ candidate mass sidebands. The shape of this background is obtained from simulation, and is described by a single Gaussian function which has a width about 2.5 times larger than that of the signal decay and peaks at the nominal B meson mass. The larger width in this decay than in the signal mode is a result of the D mass and vertex-constrained fit applied in the B reconstruction.

After the charm cross-feed vetoes (see Sec. II), the cross-feed rate from $B^0 \rightarrow D^-D_s^+$ decays into the $\bar{B}_s^0 \rightarrow D_s^+D_s^-$ sample is $(0.7 \pm 0.2)\%$. The shape of this misidentification background is obtained from simulation. A similar cross-feed background contribution from $\Lambda_b^0 \rightarrow \Lambda_c^+D_s^-$ decays is also expected due to events passing the Λ_c^+ veto. Taking into account the observed yields of these decays in data, we fix the $B^0 \rightarrow D^-D_s^+$ and $\Lambda_b^0 \rightarrow \Lambda_c^+D_s^-$ cross feed yields to 35 and 15 events, respectively. Investigation of the D mass sidebands reveals no additional contributions from non- DD' backgrounds.

The combinatorial background shape is described by an exponential function whose slope is determined from

wrong-sign candidates. Wrong-sign candidates include the $D_s^+D_s^+$, D^0D^0 , or $\bar{D}^0(K^+\pi^-)D_s^-$ final states, in which no signal excesses should be present [neglecting the small contribution from the doubly Cabibbo suppressed $B^- \rightarrow D^0(K^+\pi^-)D_s^-$ decay]. For the $\bar{B}_{(s)}^0 \rightarrow D^+D^-$ decay, the exponential shape parameter is allowed to vary in the fit due to an insufficient number of wrong-sign D^+D^+ candidates.

IV. FIT RESULTS

Figure 2 shows the invariant mass spectra for $\bar{B}_s^0 \rightarrow D_s^+D_s^-$ and $B^0 \rightarrow D^-D_s^+$ candidates. The results of unbinned extended maximum likelihood fits to the distributions are overlaid, with the signal and background components indicated in the legends. Signal yields of 451 ± 23 $\bar{B}_s^0 \rightarrow D_s^+D_s^-$ and 5157 ± 64 $B^0 \rightarrow D^-D_s^+$ decays are observed.

Figure 3 shows the invariant mass spectrum for $B^0 \rightarrow D^-D_s^+$ and $\bar{B}_s^0 \rightarrow D_s^+D^-$ candidates, where the tight BDT selection requirements have been applied as discussed previously. We observe 36 ± 6 $\bar{B}_s^0 \rightarrow D_s^+D^-$ signal decays, with 2832 ± 53 events in the $B^0 \rightarrow D^-D_s^+$ normalization mode. The statistical significance of the $\bar{B}_s^0 \rightarrow D_s^+D^-$ signal corresponds to 10σ by computing $\sqrt{-2 \ln(\mathcal{L}_0/\mathcal{L}_{\max})}$, where \mathcal{L}_{\max} and \mathcal{L}_0 are the fit likelihoods with the signal yields allowed to vary and fixed to zero, respectively. Variations in the signal and background model have only a marginal impact on the signal significance. The $\bar{B}_s^0 \rightarrow D^-D_s^+$ decay is thus observed for the first time.

The invariant mass spectrum for $\bar{B}_{(s)}^0 \rightarrow D^+D^-$ candidates is shown in Fig. 4 (left). Peaks are seen at both the B^0 and B_s^0 meson masses, with yields of 165 ± 13 and 43 ± 7 signal events, respectively. In the lower mass region, two prominent peaks from $\bar{B}^0 \rightarrow D^\pm D^{*\mp}$ decays are also evident. The significance of the $\bar{B}_s^0 \rightarrow D^+D^-$ signal yield is computed as described above, and corresponds to 11σ , establishing the first observation of this decay mode.

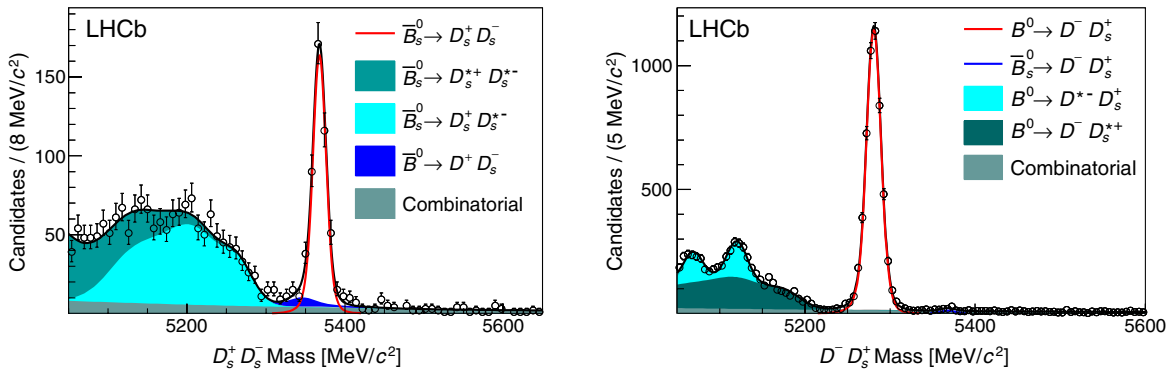


FIG. 2 (color online). Invariant mass distributions for (left) $\bar{B}_s^0 \rightarrow D_s^+D_s^-$ and (right) $B^0 \rightarrow D^-D_s^+$ candidates in the data with the loose BDT selection applied to the latter. The signal and background components are indicated in the legend. The $\Lambda_b^0 \rightarrow \Lambda_c^+D_s^-$, $\bar{B}_s^0 \rightarrow D_s^+K^-K^+\pi^-$ and $B^0 \rightarrow D^-K^+K^-\pi^+$ background components are too small to be seen, and are excluded from the legends.

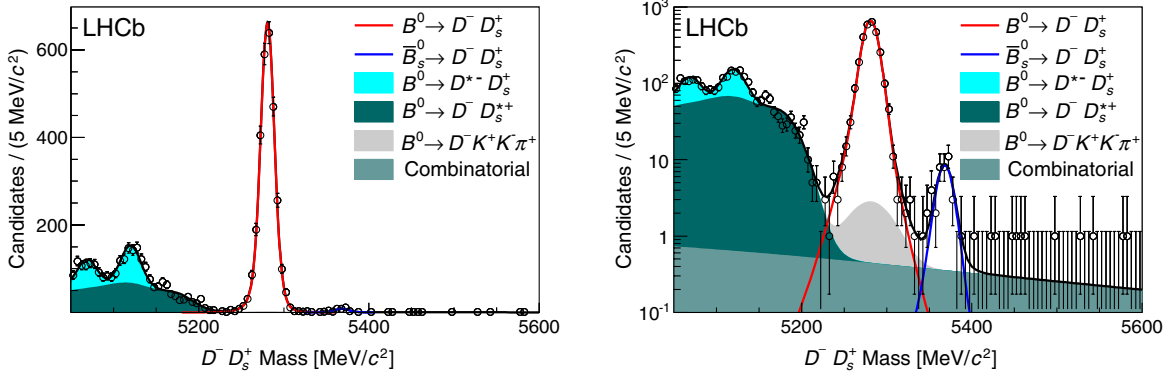


FIG. 3 (color online). Invariant mass distribution for $B^0 \rightarrow D^- D_s^+$ and $\bar{B}_s^0 \rightarrow D_s^+ D^-$ candidates in the data, with the tight BDT selection applied. The distribution is plotted on a (left) linear and (right) logarithmic scale to highlight the suppressed $\bar{B}_s^0 \rightarrow D_s^+ D^-$ signal. Signal and background components are indicated in the legend.

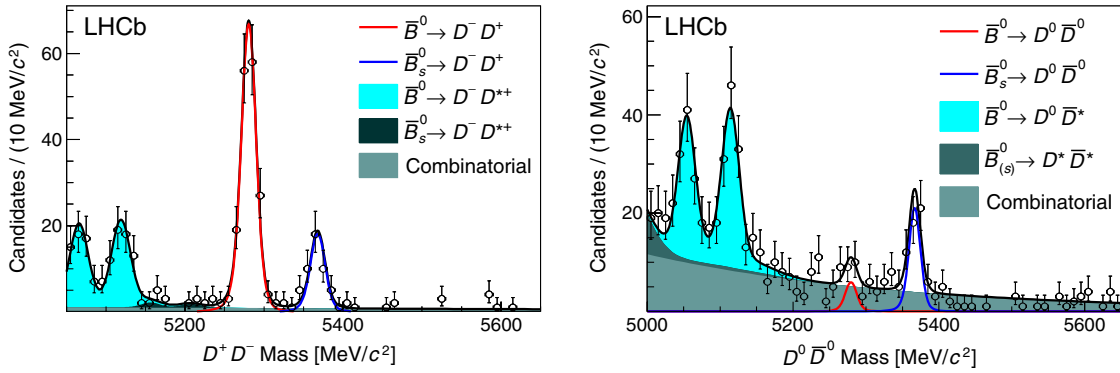


FIG. 4 (color online). Invariant mass distributions for (left) $\bar{B}_{(s)}^0 \rightarrow D^+ D^-$ (right) $\bar{B}_{(s)}^0 \rightarrow D^0 \bar{D}^0$ candidates in the data. Signal and background components are indicated in the legend.

Figure 4 (right) shows the $D^0 \bar{D}^0$ invariant mass distribution and the results of the fit. Both $(K^- \pi^+, K^+ \pi^-)$ and $(K^- \pi^+, K^+ \pi^- \pi^+ \pi^-)$ combinations are included. A $\bar{B}_s^0 \rightarrow D^0 \bar{D}^0$ signal is seen with a significance of 11σ , which establishes the first observation of this decay mode. The data also show an excess of events at the B^0 mass. The significance of that excess corresponds to 2.4σ , including both the statistical and systematic uncertainty. The fitted yields in the $\bar{B}_s^0 \rightarrow D^0 \bar{D}^0$ and $\bar{B}^0 \rightarrow D^0 \bar{D}^0$ decay modes are 45 ± 8 and 13 ± 6 events, respectively. If both the $\bar{B}_s^0 \rightarrow D^0 \bar{D}^0$ and $\bar{B}^0 \rightarrow D^0 \bar{D}^0$ decays proceed through W -exchange diagrams, one would expect the signal yield in $\bar{B}^0 \rightarrow D^0 \bar{D}^0$ to be $\sim (f_d/f_s) \times |V_{cd}/V_{cs}|^2 \approx 0.2$ of the yield in $\bar{B}_s^0 \rightarrow D^0 \bar{D}^0$, where we have used $|V_{cd}/V_{cs}|^2 = 0.054$ [19] and the B fragmentation fraction ratio $f_s/f_d = 0.256 \pm 0.020$ [38]. The fitted yields are consistent with this expectation. The decay $B^- \rightarrow D^0 D_s^-$ is used as the normalization channel for both the $\bar{B}_s^0 \rightarrow D^0 \bar{D}^0$ and $\bar{B}^0 \rightarrow D^0 \bar{D}^0$ branching fraction measurements, where only the $D^0 \rightarrow K^- \pi^+$ decay mode is used. The fitted invariant mass distribution for $B^- \rightarrow D^0 D_s^-$ candidates is shown in Fig. 5. The fitted signal yield is 5152 ± 73 events.

The measured yields, $N_{B \rightarrow D\bar{D}'}$, relevant for the branching fraction measurements are summarized in Table II. The branching fractions are related to the measured yields by

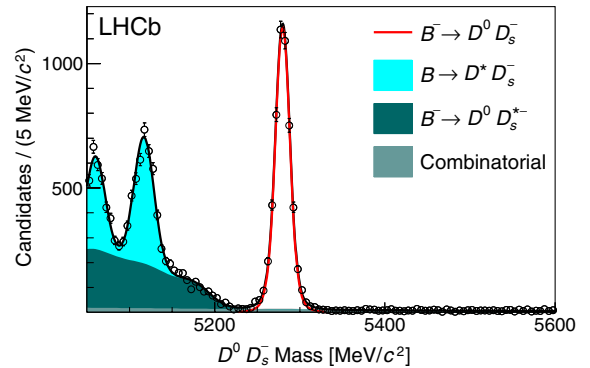


FIG. 5 (color online). Invariant mass distribution for $B^- \rightarrow D^0 D_s^-$ candidates in the data. Signal and background components are indicated in the legend. The $B^- \rightarrow D^0 K^- K^+ \pi^-$ background components are too small to be seen, and are excluded from the legend.

TABLE II. Summary of the observed signal and normalization (norm.) mode yields and their relative efficiencies (rel. eff.), as used in the measurements of the ratios of branching fractions. The quoted uncertainties are statistical only.

Measurement	Signal yield	Norm. yield	Rel. eff. $\epsilon_{\text{rel}}^{(l)}$
$\frac{\mathcal{B}(\bar{B}_s^0 \rightarrow D_s^+ D_s^-)}{\mathcal{B}(B^0 \rightarrow D^- D_s^+)}$	451 ± 23	5157 ± 64	0.928 ± 0.027
$\frac{\mathcal{B}(\bar{B}_s^0 \rightarrow D_s^+ D^-)}{\mathcal{B}(B^0 \rightarrow D^- D_s^+)}$	36 ± 6	2832 ± 53	1.0
$\frac{\mathcal{B}(\bar{B}_s^0 \rightarrow D^+ D^-)}{\mathcal{B}(B^0 \rightarrow D^- D_s^+)}$	43 ± 7	165 ± 13	1.0
$\frac{\mathcal{B}(\bar{B}_s^0 \rightarrow D^0 \bar{D}^0)}{\mathcal{B}(B^- \rightarrow D^0 D_s^-)}$	45 ± 8	5152 ± 73	0.523 ± 0.016
$\frac{\mathcal{B}(\bar{B}^0 \rightarrow D^0 \bar{D}^0)}{\mathcal{B}(B^- \rightarrow D^0 D_s^-)}$	13 ± 6	5152 ± 73	0.523 ± 0.016
$\frac{\mathcal{B}(B^- \rightarrow D^0 D_s^-)}{\mathcal{B}(B^0 \rightarrow D^- D_s^+)}$	5152 ± 73	5157 ± 64	0.508 ± 0.011

$$\frac{\mathcal{B}(\bar{B}_s^0 \rightarrow D_s^+ D_s^-)}{\mathcal{B}(B^0 \rightarrow D^- D_s^+)} = \frac{f_d}{f_s} \cdot \epsilon_{\text{rel}}^{B^0/B_s^0} \cdot \kappa \cdot \frac{\mathcal{B}(D^+ \rightarrow K^- \pi^+ \pi^+)}{\mathcal{B}(D_s^+ \rightarrow K^+ K^- \pi^+)} \cdot \frac{N_{\bar{B}_s^0 \rightarrow D_s^+ D_s^-}}{N_{B^0 \rightarrow D^- D_s^+}}, \quad (1)$$

$$\frac{\mathcal{B}(\bar{B}_s^0 \rightarrow D_s^+ D^-)}{\mathcal{B}(B^0 \rightarrow D^- D_s^+)} = \frac{f_d}{f_s} \cdot \epsilon_{\text{rel}} \cdot \frac{N_{\bar{B}_s^0 \rightarrow D_s^+ D^-}}{N_{B^0 \rightarrow D^- D_s^+}}, \quad (2)$$

$$\frac{\mathcal{B}(\bar{B}_s^0 \rightarrow D^+ D^-)}{\mathcal{B}(\bar{B}^0 \rightarrow D^+ D^-)} = \frac{f_d}{f_s} \cdot \epsilon_{\text{rel}} \cdot \kappa \cdot \frac{N_{\bar{B}_s^0 \rightarrow D^+ D^-}}{N_{\bar{B}^0 \rightarrow D^+ D^-}}, \quad (3)$$

$$\frac{\mathcal{B}(\bar{B}_s^0 \rightarrow D^0 \bar{D}^0)}{\mathcal{B}(B^- \rightarrow D^0 D_s^-)} = \frac{f_d}{f_s} \cdot \epsilon'_{\text{rel}} \cdot \kappa \cdot \frac{N_{\bar{B}_s^0 \rightarrow D^0 \bar{D}^0}}{N_{B^- \rightarrow D^0 D_s^-}}, \quad (4)$$

$$\frac{\mathcal{B}(\bar{B}^0 \rightarrow D^0 \bar{D}^0)}{\mathcal{B}(B^- \rightarrow D^0 D_s^-)} = \epsilon'_{\text{rel}} \cdot \frac{N_{\bar{B}^0 \rightarrow D^0 \bar{D}^0}}{N_{B^- \rightarrow D^0 D_s^-}}, \quad (5)$$

$$\frac{\mathcal{B}(B^- \rightarrow D^0 D_s^-)}{\mathcal{B}(B^0 \rightarrow D^- D_s^+)} = \epsilon_{\text{rel}}^{B^0/B^-} \cdot \frac{\mathcal{B}(D^+ \rightarrow K^- \pi^+ \pi^+)}{\mathcal{B}(D^0 \rightarrow K^- \pi^+)} \cdot \frac{N_{B^- \rightarrow D^0 D_s^-}}{N_{B^0 \rightarrow D^- D_s^+}}. \quad (6)$$

Here, it is assumed that B^- and \bar{B}^0 mesons are produced in equal numbers. The relative efficiencies, ϵ_{rel} , are given in Table II. They account for geometric acceptance, detection and trigger efficiencies, and the additional VS χ^2 , BDT, and charm cross-feed veto requirements. The first four of these relative efficiencies are obtained from simulation, and the last two are determined using data-driven methods, as discussed in Sec. II. The indicated uncertainties on the relative efficiencies are due only to the finite sizes of the simulated signal decays. The average selection efficiency for $B^- \rightarrow D^0 D_s^-$ relative to $\bar{B}_{(s)}^0 \rightarrow D^0 \bar{D}^0$ is

$$\epsilon'_{\text{rel}} = \frac{\epsilon_{B^- \rightarrow D^0 D_s^-} \mathcal{B}(D_s^+ \rightarrow K^+ K^- \pi^+) \mathcal{B}(D^0 \rightarrow K^- \pi^+)}{\epsilon_{K\pi, K\pi} [\mathcal{B}(D^0 \rightarrow K^- \pi^+)]^2 + 2\epsilon_{K\pi\pi\pi, K\pi} \mathcal{B}(D^0 \rightarrow K^- \pi^+) \mathcal{B}(D^0 \rightarrow K^- \pi^+ \pi^- \pi^+)}, \quad (7)$$

where the quantities $\epsilon_{B^- \rightarrow D^0 D_s^-} = (0.166 \pm 0.003)\%$, $\epsilon_{K\pi, K\pi} = (0.190 \pm 0.003)\%$ and $\epsilon_{K\pi\pi\pi, K\pi} = (0.061 \pm 0.002)\%$ are the selection efficiencies for the $B^- \rightarrow D^0 D_s^-$, $\bar{B}_s^0 \rightarrow (D^0 \rightarrow K^- \pi^+, \bar{D}^0 \rightarrow K^+ \pi^-)$ and $\bar{B}_s^0 \rightarrow (D^0 \rightarrow K^- \pi^+, \bar{D}^0 \rightarrow K^+ \pi^- \pi^+ \pi^-)$ decays, respectively. The D branching fractions, $\mathcal{B}(D^0 \rightarrow K^- \pi^+) = (3.88 \pm 0.05)\%$, $\mathcal{B}(D^0 \rightarrow K^- \pi^+ \pi^- \pi^+) = (8.07 \pm 0.20)\%$, $\mathcal{B}(D_s^+ \rightarrow K^+ K^- \pi^+) = (5.49 \pm 0.27)\%$, and $\mathcal{B}(D^+ \rightarrow K^- \pi^+ \pi^+) = (9.13 \pm 0.19)\%$ are taken from Ref. [19].

The factor κ in the equations above is a correction that accounts for the lower selection efficiency associated with the shorter-lifetime CP -even eigenstates of the B_s^0 system compared to flavor-specific final states [15]. The impact on the B_s^0 acceptance is estimated by convolving an exponential distribution that has a 10% smaller lifetime than that in flavor-specific decays with the simulated lifetime acceptance. The resulting correction is $\kappa = 1.058 \pm 0.029$. In the B^0 sector, $\Delta\Gamma_d/\Gamma_d$ is below 1% [39], and the lifetime acceptance is well described by the simulation.

The measured ratios of branching fractions are computed to be

$$\begin{aligned} \frac{\mathcal{B}(\bar{B}_s^0 \rightarrow D^+ D^-)}{\mathcal{B}(\bar{B}^0 \rightarrow D^+ D^-)} &= 1.08 \pm 0.20(\text{stat}) \pm 0.10(\text{syst}), \\ \frac{\mathcal{B}(\bar{B}_s^0 \rightarrow D_s^+ D^-)}{\mathcal{B}(B^0 \rightarrow D^- D_s^+)} &= 0.050 \pm 0.008(\text{stat}) \pm 0.004(\text{syst}), \\ \frac{\mathcal{B}(\bar{B}_s^0 \rightarrow D^0 \bar{D}^0)}{\mathcal{B}(B^- \rightarrow D^0 D_s^-)} &= 0.019 \pm 0.003(\text{stat}) \pm 0.003(\text{syst}), \\ \frac{\mathcal{B}(\bar{B}^0 \rightarrow D^0 \bar{D}^0)}{\mathcal{B}(B^- \rightarrow D^0 D_s^-)} &= 0.0014 \pm 0.0006(\text{stat}) \pm 0.0002(\text{syst}) \\ &[\leq 0.0024 \text{ at } 90\% \text{ CL}], \end{aligned}$$

$$\begin{aligned} \frac{\mathcal{B}(\bar{B}_s^0 \rightarrow D_s^+ D_s^-)}{\mathcal{B}(B^0 \rightarrow D^- D_s^+)} &= 0.56 \pm 0.03(\text{stat}) \pm 0.04(\text{syst}), \\ \frac{\mathcal{B}(B^- \rightarrow D^0 D_s^-)}{\mathcal{B}(B^0 \rightarrow D^- D_s^+)} &= 1.22 \pm 0.02(\text{stat}) \pm 0.07(\text{syst}). \end{aligned}$$

For $\mathcal{B}(\bar{B}_s^0 \rightarrow D^0 \bar{D}^0)/\mathcal{B}(B^- \rightarrow D^0 D_s^-)$, the results obtained using the $D^0(K^- \pi^+) \bar{D}^0(K^+ \pi^- \pi^+ \pi^-)$ and $D^0(K^- \pi^+) \bar{D}^0(K^+ \pi^-)$ final states differ by less than one standard deviation. For the $\bar{B}^0 \rightarrow D^0 \bar{D}^0$ decay, we provide both the central value and the 90% confidence level (CL)

upper limit. The upper limit is obtained by convolving the fitted likelihood with a Gaussian function whose width is the total systematic error, and integrating over the physical region.

V. SYSTEMATIC UNCERTAINTIES

A number of systematic uncertainties contribute to the measurements of the ratios of branching fractions. The sources and their values are summarized in Table III. The dominant source of uncertainty on the branching fraction ratios comes from the b fragmentation fraction ratio, f_d/f_s , which has a total uncertainty of 7.8% [38], of which 5.3% is from the ratio of branching fractions $\mathcal{B}(D_s^+ \rightarrow K^+ K^- \pi^+)/\mathcal{B}(D^+ \rightarrow K^- \pi^+ \pi^+)$. For clarity, we have removed that portion of the uncertainty from f_d/f_s , and included its contribution in the row labeled $\mathcal{B}(D)$ in Table III. For $\mathcal{B}(\bar{B}_s^0 \rightarrow D_s^+ D_s^-)/\mathcal{B}(B^0 \rightarrow D^- D_s^+)$, the above D_s^+/D^+ branching fraction ratio from f_d/f_s cancels with the corresponding inverted ratio in Eq. (1). On the other hand, in the ratio $\mathcal{B}(\bar{B}_{(s)}^0 \rightarrow D^0 \bar{D}^0)/\mathcal{B}(B^- \rightarrow D^0 D_s^-)$, the $D_s^+ \rightarrow K^+ K^- \pi^+$ branching fraction enters as the square, after considering the D branching fractions used in computing f_d/f_s [see Eq. (4)]. As a result, the uncertainty from $\mathcal{B}(D_s^+ \rightarrow K^+ K^- \pi^+)$ contributes 9.8% to the total uncertainty on $\mathcal{B}(\bar{B}_{(s)}^0 \rightarrow D^0 \bar{D}^0)/\mathcal{B}(B^- \rightarrow D^0 D_s^-)$; smaller contributions from the limited knowledge of $\mathcal{B}(D^0 \rightarrow K^- \pi^+)$ [1.3%], $\mathcal{B}(D^0 \rightarrow K^- \pi^+ \pi^- \pi^+)$ [2.5%] and $\mathcal{B}(D^+ \rightarrow K^- \pi^+ \pi^+)$ [2.1%] are also included in the $\mathcal{B}(D)$ uncertainties.

Another significant uncertainty results from the precision on b -hadron lifetimes and decays of B^0 and B_s^0 to CP eigenstates. Using the measured value of the width difference, $\Delta\Gamma_s = 0.116 \pm 0.018 \pm 0.006 \text{ ps}^{-1}$ [40] we conservatively assume the CP -even lifetime to be in the range from 0.85 to 0.95 times the flavor-specific decay lifetime. With this allowed range a 2.9% uncertainty on the efficiencies for \bar{B}_s^0 decays to CP eigenstates is found. The average B_s^0 lifetime is known only to a precision of

3%, which leads to a 1.5% uncertainty on the selection efficiencies for B_s^0 decays to flavor-specific final states. The B^0 and B^- lifetimes are known with sufficient precision that the associated uncertainty is negligible.

Several of the efficiency factors are estimated from simulation. Most, but not all, of the associated systematic uncertainties cancel due to the similar or identical final states for the signal and normalization modes. For modes with an unequal number of tracks in the final state, a 1% uncertainty due to small differences in the IP resolution between data and simulation is assigned. The efficiency of the VS χ^2 requirement is checked using the large $B^0 \rightarrow D^- D_s^+$ signal in data, and the agreement to within 1% with the efficiency from simulation is the assigned uncertainty. For $\mathcal{B}(B^- \rightarrow D^0 D_s^-)/\mathcal{B}(B^0 \rightarrow D^- D_s^+)$, a 1% uncertainty is attributed to the efficiency of track reconstruction. For $\mathcal{B}(\bar{B}_s^0 \rightarrow D^0 \bar{D}^0)/\mathcal{B}(B^- \rightarrow D^0 D_s^-)$, the one fewer track in the $D^0(K\pi)\bar{D}^0(K\pi)$ final state is offset by the one extra track in $D^0(K\pi)\bar{D}^0(K\pi\pi\pi)$, relative to $D^0(K\pi)D_s^-(KK\pi)$, leading to a negligible tracking uncertainty. The mass resolution in data is slightly larger than in simulation, resulting in slightly different efficiencies for the reconstructed D^0 , D^+ and D_s^+ invariant masses to lie within 25 MeV/ c^2 of their known masses. This introduces a maximum of 1% uncertainty on the relative branching fractions. To estimate the uncertainty on the trigger efficiencies determined from simulation, the hadron trigger efficiency ratios were also determined using data. These efficiencies were measured using trigger-unbiased samples of kaons and pions identified in $D^{*+} \rightarrow D^0 \pi^+$ decays. Using this alternative procedure, we find that the simulated trigger efficiency ratios have an uncertainty of 2%. The combined systematic uncertainties in the efficiencies obtained from simulation are given in Table III.

The limited sizes of the $B \rightarrow D\pi^-$ calibration samples lead to uncertainties in the BDT efficiencies. The uncertainties on the ratios vary from 1.0% to 2.0%. The uncertainty on the efficiency of the $D_{(s)}$ and Λ_c^+ vetoes is dominated by the PID efficiencies, but they only apply to

TABLE III. Sources of systematic uncertainty and their values (in %) for the ratios of branching fractions of the indicated decays. For $\mathcal{B}(\bar{B}_{(s)}^0 \rightarrow D^0 \bar{D}^0)/\mathcal{B}(B^- \rightarrow D^0 D_s^-)$, the error on f_d/f_s only applies to the $\bar{B}_s^0 \rightarrow D^0 \bar{D}^0$ decay, as indicated by the values in parentheses.

Source	$\frac{\bar{B}_s^0 \rightarrow D_s^+ D_s^-}{B^0 \rightarrow D^- D_s^+}$	$\frac{\bar{B}_s^0 \rightarrow D_s^+ D^-}{B^0 \rightarrow D^- D_s^+}$	$\frac{\bar{B}_s^0 \rightarrow D^+ D^-}{B^0 \rightarrow D^+ D^-}$	$\frac{\bar{B}_{(s)}^0 \rightarrow D^0 \bar{D}^0}{B^- \rightarrow D^0 D_s^-}$	$\frac{B^- \rightarrow D^0 D_s^-}{B^0 \rightarrow D^- D_s^+}$
f_d/f_s	5.7	5.7	5.7	-(5.7)	...
$\mathcal{B}(D)$...	5.3	5.3	10.2	2.5
B meson lifetimes	2.9	1.5	2.9	2.9	...
Eff. from simulation	2.4	2.2	2.6
BDT selection	1.4	2.2	1.4
Cross-feed vetoes	0.6	0.5	1.0
D mass resolution	1.0	1.0	1.0
Fit model	2.1	0.5	0.5	1.7	2.1
Simulated sample size	3.0	3.0	3.0	3.0	3.0
Total	8.0	8.5	8.9	11.7 (13.0)	5.5

the subset of D candidates that fall within the mass window of two charm hadrons, e.g., both the D^+ and D_s^+ mesons, which occurs about 20% of the time for D_s^+ decays. Taking this fraction and the uncertainty in the PID efficiency into account, the veto efficiencies are estimated to have uncertainties of 1.0% for the D^+ veto, 0.5% for the D_s^+ veto, and 0.3% for the Λ_c^+ veto.

The fit model is validated using simulated experiments, and is found to be unbiased. To assess the uncertainty due to the imperfect knowledge of the various parameters used in the fit model, a number of variations are investigated. The only non-negligible uncertainties are due to the $B \rightarrow DK^- K^+ \pi^-$ background contribution, which is varied from 0% to 2%, and the cross feed from $\bar{B}_s^0 \rightarrow D_s^+ D^-$ decays into the $\bar{B}_s^0 \rightarrow D_s^+ D_s^-$ sample. The uncertainty varies from 1.7% to 2.1%. For $\mathcal{B}(\bar{B}_s^0 \rightarrow D^+ D^-)/\mathcal{B}(\bar{B}^0 \rightarrow D^+ D^-)$ and $\mathcal{B}(\bar{B}_s^0 \rightarrow D_s^+ D^-)/\mathcal{B}(\bar{B}^0 \rightarrow D^- D_s^+)$, we assign an uncertainty of 0.5%, which accounts for potentially small differences in the signal shape for \bar{B}^0 and \bar{B}_s^0 decays (due to the B^0 - B_s^0 mass difference). Lastly, the finite size of the samples of simulated decays contributes 3% uncertainty to all the measurements. In total, the systematic uncertainties on the branching fraction ratios range from 5.5% to 13.0%, as indicated in Table III.

VI. DISCUSSION AND SUMMARY

First observations and measurements of the relative branching fractions for the decays $\bar{B}_s^0 \rightarrow D^+ D^-$, $\bar{B}_s^0 \rightarrow D_s^+ D^-$ and $\bar{B}_s^0 \rightarrow D^0 \bar{D}^0$ have been presented, along with measurements of $\mathcal{B}(\bar{B}_s^0 \rightarrow D_s^+ D_s^-)$ and $\mathcal{B}(B^- \rightarrow D^0 D_s^-)$.

The measured value of $\mathcal{B}(\bar{B}_s^0 \rightarrow D_s^+ D_s^-)/\mathcal{B}(B^0 \rightarrow D^- D_s^+) = 0.55 \pm 0.06$ is significantly lower than the naive expectation of unity for the case that both decays are dominated by tree amplitudes [see Fig. 1(a)], assuming small nonfactorizable effects and comparable magnitudes of the $B_{(s)} \rightarrow D_{(s)}^+$ form factors [41]. Unlike $B^0 \rightarrow D^- D_s^+$, the $\bar{B}_s^0 \rightarrow D_s^+ D_s^-$ decay receives a contribution from the W -exchange process [see Fig. 1(b)], suggesting that this amplitude may not be negligible. Interestingly, when comparing the $\bar{B}_s^0 \rightarrow D_s^+ D_s^-$ and $\bar{B}^0 \rightarrow D^+ D^-$ decays, which have the same set of amplitudes, one finds $|V_{cd}/V_{cs}|^2 \cdot \mathcal{B}(\bar{B}_s^0 \rightarrow D_s^+ D_s^-)/\mathcal{B}(\bar{B}^0 \rightarrow D^+ D^-) \sim 1$.

Taking the world average values for $\mathcal{B}(B^0 \rightarrow D^- D_s^+) = (7.2 \pm 0.8) \times 10^{-3}$ [19], the absolute branching fractions are

$$\begin{aligned} \mathcal{B}(B^- \rightarrow D^0 D_s^-) &= (8.6 \pm 0.2(\text{stat}) \pm 0.4(\text{syst}) \pm 1.0(\text{norm})) \times 10^{-3}, \\ \mathcal{B}(\bar{B}_s^0 \rightarrow D_s^+ D_s^-) &= (4.0 \pm 0.2(\text{stat}) \pm 0.3(\text{syst}) \pm 0.4(\text{norm})) \times 10^{-3}. \end{aligned}$$

The third uncertainty reflects the precision of the branching fraction for the normalization mode. These measurements are consistent with, and more precise than, both the current

world average measurements [19] as well as the more recent measurement of $\mathcal{B}(\bar{B}_s^0 \rightarrow D_s^+ D_s^-)$ [42].

Using $\mathcal{B}(\bar{B}^0 \rightarrow D^+ D^-) = (2.11 \pm 0.31) \times 10^{-4}$ and $\mathcal{B}(B^- \rightarrow D^0 D_s^-) = (10.0 \pm 1.7) \times 10^{-3}$ [19], the following values for the branching fractions are obtained:

$$\begin{aligned} \mathcal{B}(\bar{B}_s^0 \rightarrow D^+ D^-) &= (2.2 \pm 0.4(\text{stat}) \pm 0.2(\text{syst}) \pm 0.3(\text{norm})) \times 10^{-4}, \\ \mathcal{B}(\bar{B}_s^0 \rightarrow D^0 \bar{D}^0) &= (1.9 \pm 0.3(\text{stat}) \pm 0.3(\text{syst}) \pm 0.3(\text{norm})) \times 10^{-4}, \\ \mathcal{B}(\bar{B}^0 \rightarrow D^0 \bar{D}^0) &= (1.4 \pm 0.6(\text{stat}) \pm 0.2(\text{syst}) \pm 0.2(\text{norm})) \times 10^{-5}. \end{aligned}$$

These results are lower than, but consistent with, the perturbative-based calculations presented in Ref. [21]. The nonperturbative calculations for $\mathcal{B}(\bar{B}_s^0 \rightarrow D^+ D^-)$ give a result that is ~ 20 times larger than the measured value. The measured branching fractions are on the upper end ($\sim 1.5 - 2\sigma$) of the predictions obtained by assuming that these decay amplitudes are dominated by rescattering [18]. As discussed above for the $\mathcal{B}(\bar{B}_s^0 \rightarrow D_s^+ D_s^-)$ measurement, this may also suggest that the W -exchange amplitude contribution is not negligible in $B \rightarrow DD'$ decays. For precise quantitative comparisons of these B_s^0 branching fraction measurements to theoretical predictions, one should account for the different total widths of the CP -even and CP -odd final states [13].

The Cabibbo suppressed $\bar{B}_s^0 \rightarrow D_s^+ D^-$ decay is also observed for the first time. Its absolute branching fraction is

$$\begin{aligned} \mathcal{B}(\bar{B}_s^0 \rightarrow D_s^+ D^-) &= (3.6 \pm 0.6(\text{stat}) \pm 0.3(\text{syst}) \pm 0.4(\text{norm})) \times 10^{-4}. \end{aligned}$$

This value is consistent with the expected suppression of $|V_{cd}/V_{cs}|^2$.

The results reported here are based on an integrated luminosity of 1.0 fb^{-1} . A data sample with approximately 2.5 times larger yields in these modes has already been collected in 2012, and larger samples are anticipated in the next few years. These samples give good prospects for CP -violation measurements, lifetime studies, and obtaining a deeper understanding of the decay mechanisms that contribute to b -hadron decays.

ACKNOWLEDGMENTS

We express our gratitude to our colleagues in the CERN accelerator departments for the excellent performance of the LHC. We thank the technical and administrative staff at the LHCb institutes. We acknowledge support from CERN and from the national agencies: CAPES, CNPq, FAPERJ, and FINEP (Brazil); NSFC (China); CNRS/IN2P3 and Region Auvergne (France); BMBF, DFG, HGF, and MPG (Germany); SFI (Ireland); INFN (Italy); FOM

and NWO (The Netherlands); SCSR (Poland); ANCS/IFA (Romania); MinES, Rosatom, RFBR, and NRC “Kurchatov Institute” (Russia); MinECo, XuntaGal and GENCAT (Spain); SNSF and SER (Switzerland); NAS Ukraine (Ukraine); STFC (United Kingdom); NSF (USA). We also acknowledge the support received from the ERC under FP7. The Tier1 computing centres are

supported by IN2P3 (France), KIT, and BMBF (Germany), INFN (Italy), NWO and SURF (The Netherlands), PIC (Spain), GridPP (United Kingdom). We are thankful for the computing resources put at our disposal by Yandex LLC (Russia), as well as to the communities behind the multiple open source software packages that we depend on.

-
- [1] N. Cabibbo, *Phys. Rev. Lett.* **10**, 531 (1963).
 [2] M. Kobayashi and T. Maskawa, *Prog. Theor. Phys.* **49**, 652 (1973).
 [3] B. Aubert *et al.* (BABAR Collaboration), *Phys. Rev. D* **79**, 032002 (2009).
 [4] S. Fratina *et al.* (Belle Collaboration), *Phys. Rev. Lett.* **98**, 221802 (2007).
 [5] R. Aleksan, A. Le Yaouanc, L. Oliver, O. Pène, and J.-C. Raynal, *Phys. Lett. B* **317**, 173 (1993).
 [6] A. I. Sanda and Z. Z. Xing, *Phys. Rev. D* **56**, 341 (1997).
 [7] Z. Z. Xing, *Phys. Lett. B* **443**, 365 (1998).
 [8] Z. Z. Xing, *Phys. Rev. D* **61**, 014010 (1999).
 [9] X. Y. Pham and Z. Z. Xing, *Phys. Lett. B* **458**, 375 (1999).
 [10] A. Datta and D. London, *Phys. Lett. B* **584**, 81 (2004).
 [11] R. Fleischer, *Eur. Phys. J. C* **51**, 849 (2007).
 [12] S. Descotes-Genon, J. Matias, and J. Virto, *Phys. Rev. D* **85**, 034010 (2012).
 [13] K. De Bruyn, R. Fleischer, R. Knegjens, P. Koppenburg, M. Merk, and N. Tuning, *Phys. Rev. D* **86**, 014027 (2012).
 [14] R. Fleischer and R. Knegjens, *Eur. Phys. J. C* **71**, 1789 (2011).
 [15] Y. Amhis *et al.*, [arXiv:1207.1158](https://arxiv.org/abs/1207.1158); More information is available at <http://www.slac.stanford.edu/xorg/hfag>.
 [16] R. Aaij *et al.* (LHCb Collaboration), *Phys. Lett. B* **716**, 393 (2012).
 [17] R. Aaij *et al.* (LHCb Collaboration), *Phys. Rev. Lett.* **109**, 152002 (2012).
 [18] M. Gronau, D. London, and J. Rosner, *Phys. Rev. D* **87**, 036008 (2013).
 [19] J. Beringer *et al.* (Particle Data Group), *Phys. Rev. D* **86**, 010001 (2012).
 [20] R. Aaij *et al.* (LHCb Collaboration), *J. High Energy Phys.* **10** (2012) 037.
 [21] R.-H. Li, X.-X. Wang, A. Sanda, and C.-D. Lu, *Phys. Rev. D* **81**, 034006 (2010).
 [22] J. Eeg, S. Fajfer, and A. P. Brdnik, *AIP Conf. Proc.* **806**, 183 (2006).
 [23] A. A. Alves, Jr. *et al.* (LHCb Collaboration), *JINST* **3**, S08005 (2008).
 [24] M. Adinolfi *et al.*, [arXiv:1211.6759](https://arxiv.org/abs/1211.6759) [*Eur. Phys. J. C* (to be published)].
 [25] R. Aaij *et al.*, *JINST* **8**, P04022 (2013).
 [26] V. V. Gligorov and M. Williams, *JINST* **8**, P02013 (2013).
 [27] T. Sjöstrand, S. Mrenna, and P. Z. Skands, *J. High Energy Phys.* **05** (2006) 026.
 [28] I. Belyaev *et al.*, *Proc. IEEE* 1155 (2010).
 [29] D. J. Lange, *Nucl. Instrum. Methods Phys. Res., Sect. A* **462**, 152 (2001).
 [30] P. Golonka and Z. Was, *Eur. Phys. J. C* **45**, 97 (2006).
 [31] J. Allison *et al.* (GEANT4 Collaboration), *IEEE Trans. Nucl. Sci.* **53**, 270 (2006); S. Agostinelli *et al.* (GEANT4 Collaboration), *Nucl. Instrum. Methods Phys. Res., Sect. A* **506**, 250 (2003).
 [32] M. Clemencic, G. Corti, S. Easo, C. R. Jones, S. Miglioranza, M. Pappagallo, and P. Robbe, *J. Phys. Conf. Ser.* **331**, 032023 (2011).
 [33] I. Narsky, [arXiv:physics/0507157](https://arxiv.org/abs/physics/0507157).
 [34] I. Narsky, [arXiv:physics/0507143](https://arxiv.org/abs/physics/0507143).
 [35] M. Pivk and F. R. Le Diberder, *Nucl. Instrum. Methods Phys. Res., Sect. A* **555**, 356 (2005).
 [36] T. Skwarnicki, Ph.D. thesis, Institute of Nuclear Physics, 1986, DESY-F31-86-02.
 [37] A. Drutskoy *et al.* (Belle Collaboration), *Phys. Lett. B* **542**, 171 (2002).
 [38] R. Aaij *et al.* (LHCb Collaboration), *J. High Energy Phys.* **04** (2013) 001.
 [39] A. Lenz and U. Nierste, in *Proceedings of the International Workshop in the CKM Unitarity Triangle, Warwick, 2010*, econf C100906 (2010).
 [40] LHCb Collaboration, Report No. LHCb-CONF-2012-002.
 [41] J. A. Bailey *et al.*, *Phys. Rev. D* **85**, 114502 (2012).
 [42] S. Esen *et al.* (Belle Collaboration), *Phys. Rev. D* **87**, 031101 (2013).
-

R. Aaij,⁴⁰ C. Abellan Beteta,^{35,n} B. Adeva,³⁶ M. Adinolfi,⁴⁵ C. Adrover,⁶ A. Affolder,⁵¹ Z. Ajaltouni,⁵ J. Albrecht,⁹ F. Alessio,³⁷ M. Alexander,⁵⁰ S. Ali,⁴⁰ G. Alkhalaf,²⁹ P. Alvarez Cartelle,³⁶ A. A. Alves, Jr.,^{24,37} S. Amato,² S. Amerio,²¹ Y. Amhis,⁷ L. Anderlini,^{17,f} J. Anderson,³⁹ R. Andreassen,⁵⁹ R. B. Appleby,⁵³ O. Aquines Gutierrez,¹⁰ F. Archilli,¹⁸ A. Artamonov,³⁴ M. Artuso,⁵⁶ E. Aslanides,⁶ G. Auriemma,^{24,m} S. Bachmann,¹¹ J. J. Back,⁴⁷ C. Baesso,⁵⁷ V. Balagura,³⁰ W. Baldini,¹⁶ R. J. Barlow,⁵³ C. Barschel,³⁷ S. Barsuk,⁷ W. Barter,⁴⁶ Th. Bauer,⁴⁰ A. Bay,³⁸ J. Beddow,⁵⁰ F. Bedeschi,²² I. Bediaga,¹ S. Belogurov,³⁰ K. Belous,³⁴ I. Belyaev,³⁰ E. Ben-Haim,⁸

M. Benayoun,⁸ G. Bencivenni,¹⁸ S. Benson,⁴⁹ J. Benton,⁴⁵ A. Berezhnoy,³¹ R. Bernet,³⁹ M.-O. Bettler,⁴⁶ M. van Beuzekom,⁴⁰ A. Bien,¹¹ S. Bifani,¹² T. Bird,⁵³ A. Bizzeti,^{17,h} P. M. Bjørnstad,⁵³ T. Blake,³⁷ F. Blanc,³⁸ J. Blouw,¹¹ S. Blusk,⁵⁶ V. Bocci,²⁴ A. Bondar,³³ N. Bondar,²⁹ W. Bonivento,¹⁵ S. Borghi,⁵³ A. Borgia,⁵⁶ T. J. V. Bowcock,⁵¹ E. Bowen,³⁹ C. Bozzi,¹⁶ T. Brambach,⁹ J. van den Brand,⁴¹ J. Bressieux,³⁸ D. Brett,⁵³ M. Britsch,¹⁰ T. Britton,⁵⁶ N. H. Brook,⁴⁵ H. Brown,⁵¹ I. Burducea,²⁸ A. Bursche,³⁹ G. Busetto,^{21,q} J. Buytaert,³⁷ S. Cadeddu,¹⁵ O. Callot,⁷ M. Calvi,^{20,j} M. Calvo Gomez,^{35,n} A. Camboni,³⁵ P. Campana,^{18,37} A. Carbone,^{14,c} G. Carbone,^{23,k} R. Cardinale,^{19,i} A. Cardini,¹⁵ H. Carranza-Mejia,⁴⁹ L. Carson,⁵² K. Carvalho Akiba,² G. Casse,⁵¹ M. Cattaneo,³⁷ Ch. Cauet,⁹ M. Charles,⁵⁴ Ph. Charpentier,³⁷ P. Chen,^{3,38} N. Chiapolini,³⁹ M. Chrzaszcz,²⁵ K. Ciba,³⁷ X. Cid Vidal,³⁶ G. Ciezarek,⁵² P. E. L. Clarke,⁴⁹ M. Clemencic,³⁷ H. V. Cliff,⁴⁶ J. Closier,³⁷ C. Coca,²⁸ V. Coco,⁴⁰ J. Cogan,⁶ E. Cogneras,⁵ P. Collins,³⁷ A. Comerma-Montells,³⁵ A. Contu,¹⁵ A. Cook,⁴⁵ M. Coombes,⁴⁵ S. Coquereau,⁸ G. Corti,³⁷ B. Couturier,³⁷ G. A. Cowan,³⁸ D. Craik,⁴⁷ S. Cunliffe,⁵² R. Currie,⁴⁹ C. D'Ambrosio,³⁷ P. David,⁸ P. N. Y. David,⁴⁰ I. De Bonis,⁴ K. De Bruyn,⁴⁰ S. De Capua,⁵³ M. De Cian,³⁹ J. M. De Miranda,¹ M. De Oyanguren Campos,^{35,o} L. De Paula,² W. De Silva,⁵⁹ P. De Simone,¹⁸ D. Decamp,⁴ M. Deckenhoff,⁹ L. Del Buono,⁸ D. Derkach,¹⁴ O. Deschamps,⁵ F. Dettori,⁴¹ A. Di Canto,¹¹ H. Dijkstra,³⁷ M. Dogaru,²⁸ S. Donleavy,⁵¹ F. Dordei,¹¹ A. Dosil Suárez,³⁶ D. Dosselt,⁴⁷ A. Dovbnya,⁴² F. Dupertuis,³⁸ R. Dzhelyadin,³⁴ A. Dziurda,²⁵ A. Dzyuba,²⁹ S. Easo,^{48,37} U. Egede,⁵² V. Egorychev,³⁰ S. Eidelman,³³ D. van Eijk,⁴⁰ S. Eisenhardt,⁴⁹ U. Eitschberger,⁹ R. Ekelhof,⁹ L. Eklund,⁵⁰ I. El Rifai,⁵ Ch. Elsasser,³⁹ D. Elsby,⁴⁴ A. Falabella,^{14,e} C. Färber,¹¹ G. Fardell,⁴⁹ C. Farinelli,⁴⁰ S. Farry,¹² V. Fave,³⁸ D. Ferguson,⁴⁹ V. Fernandez Albor,³⁶ F. Ferreira Rodrigues,¹ M. Ferro-Luzzi,³⁷ S. Filippov,³² C. Fitzpatrick,³⁷ M. Fontana,¹⁰ F. Fontanelli,^{19,i} R. Forty,³⁷ O. Francisco,² M. Frank,³⁷ C. Frei,³⁷ M. Frosini,^{17,f} S. Furcas,²⁰ E. Furfaro,²³ A. Gallas Torreira,³⁶ D. Galli,^{14,c} M. Gandelman,² P. Gandini,⁵⁴ Y. Gao,³ J. Garofoli,⁵⁶ P. Garosi,⁵³ J. Garra Tico,⁴⁶ L. Garrido,³⁵ C. Gaspar,³⁷ R. Gauld,⁵⁴ E. Gersabeck,¹¹ M. Gersabeck,⁵³ T. Gershon,^{47,37} Ph. Ghez,⁴ V. Gibson,⁴⁶ V. V. Gligorov,³⁷ C. Göbel,⁵⁷ D. Golubkov,³⁰ A. Golutvin,^{52,30,37} A. Gomes,² H. Gordon,⁵⁴ M. Grabalosa Gándara,⁵ R. Graciani Diaz,³⁵ L. A. Granado Cardoso,³⁷ E. Graugés,³⁵ G. Graziani,¹⁷ A. Greco,²⁸ E. Greening,⁵⁴ S. Gregson,⁴⁶ O. Grünberg,⁵⁸ B. Gui,⁵⁶ E. Gushchin,³² Yu. Guz,³⁴ T. Gys,³⁷ C. Hadjivasiliou,⁵⁶ G. Haefeli,³⁸ C. Haen,³⁷ S. C. Haines,⁴⁶ S. Hall,⁵² T. Hampson,⁴⁵ S. Hansmann-Menzemer,¹¹ N. Harnew,⁵⁴ S. T. Harnew,⁴⁵ J. Harrison,⁵³ T. Hartmann,⁵⁸ J. He,⁷ V. Heijne,⁴⁰ K. Hennessy,⁵¹ P. Henrard,⁵ J. A. Hernando Morata,³⁶ E. van Herwijnen,³⁷ E. Hicks,⁵¹ D. Hill,⁵⁴ M. Hoballah,⁵ C. Hombach,⁵³ P. Hopchev,⁴ W. Hulsbergen,⁴⁰ P. Hunt,⁵⁴ T. Huse,⁵¹ N. Hussain,⁵⁴ D. Hutchcroft,⁵¹ D. Hynds,⁵⁰ V. Iakovenko,⁴³ M. Idzik,²⁶ P. Ilten,¹² R. Jacobsson,³⁷ A. Jaeger,¹¹ E. Jans,⁴⁰ P. Jaton,³⁸ F. Jing,³ M. John,⁵⁴ D. Johnson,⁵⁴ C. R. Jones,⁴⁶ B. Jost,³⁷ M. Kabbalo,⁹ S. Kandybei,⁴² M. Karacson,³⁷ T. M. Karbach,³⁷ I. R. Kenyon,⁴⁴ U. Kerzel,³⁷ T. Ketel,⁴¹ A. Keune,³⁸ B. Khanji,²⁰ O. Kochebina,⁷ I. Komarov,^{38,31} R. F. Koopman,⁴¹ P. Koppenburg,⁴⁰ M. Korolev,³¹ A. Kozlinskiy,⁴⁰ L. Kravchuk,³² K. Kreplin,¹¹ M. Kreps,⁴⁷ G. Krocker,¹¹ P. Krokovny,³³ F. Kruse,⁹ M. Kucharczyk,^{20,25,j} V. Kudryavtsev,³³ T. Kvaratskheliya,^{30,37} V. N. La Thi,³⁸ D. Lacarrere,³⁷ G. Lafferty,⁵³ A. Lai,¹⁵ D. Lambert,⁴⁹ R. W. Lambert,⁴¹ E. Lanciotti,³⁷ G. Lanfranchi,^{18,37} C. Langenbruch,³⁷ T. Latham,⁴⁷ C. Lazzeroni,⁴⁴ R. Le Gac,⁶ J. van Leerdam,⁴⁰ J.-P. Lees,⁴ R. Lefèvre,⁵ A. Leflat,^{31,37} J. Lefrançois,⁷ S. Leo,²² O. Leroy,⁶ B. Leverington,¹¹ Y. Li,³ L. Li Gioi,⁵ M. Liles,⁵¹ R. Lindner,³⁷ C. Linn,¹¹ B. Liu,³ G. Liu,³⁷ J. von Loeben,²⁰ S. Lohn,³⁷ J. H. Lopes,² E. Lopez Asamar,³⁵ N. Lopez-March,³⁸ H. Lu,³ D. Lucchesi,^{21,q} J. Luisier,³⁸ H. Luo,⁴⁹ F. Machefert,⁷ I. V. Machikhiliyan,^{4,30} F. Maciuc,²⁸ O. Maev,^{29,37} S. Malde,⁵⁴ G. Manca,^{15,d} G. Mancinelli,⁶ U. Marconi,¹⁴ R. Märki,³⁸ J. Marks,¹¹ G. Martellotti,²⁴ A. Martens,⁸ L. Martin,⁵⁴ A. Martín Sánchez,⁷ M. Martinelli,⁴⁰ D. Martinez Santos,⁴¹ D. Martins Tostes,² A. Massafferri,¹ R. Matev,³⁷ Z. Mathe,³⁷ C. Matteuzzi,²⁰ E. Maurice,⁶ A. Mazurov,^{16,32,37,e} J. McCarthy,⁴⁴ R. McNulty,¹² A. McNab,⁵³ B. Meadows,^{59,54} F. Meier,⁹ M. Meissner,¹¹ M. Merk,⁴⁰ D. A. Milanes,⁸ M.-N. Minard,⁴ J. Molina Rodriguez,⁵⁷ S. Monteil,⁵ D. Moran,⁵³ P. Morawski,²⁵ M. J. Morello,^{22,s} R. Mountain,⁵⁶ I. Mous,⁴⁰ F. Muheim,⁴⁹ K. Müller,³⁹ R. Muresan,²⁸ B. Muryn,²⁶ B. Muster,³⁸ P. Naik,⁴⁵ T. Nakada,³⁸ R. Nandakumar,⁴⁸ I. Nasteva,¹ M. Needham,⁴⁹ N. Neufeld,³⁷ A. D. Nguyen,³⁸ T. D. Nguyen,³⁸ C. Nguyen-Mau,^{38,p} M. Nicol,⁷ V. Niess,⁵ R. Niet,⁹ N. Nikitin,³¹ T. Nikodem,¹¹ A. Nomerotski,⁵⁴ A. Novoselov,³⁴ A. Oblakowska-Mucha,²⁶ V. Obraztsov,³⁴ S. Oggero,⁴⁰ S. Ogilvy,⁵⁰ O. Okhrimenko,⁴³ R. Oldeman,^{15,37,d} M. Orlandea,²⁸ J. M. Otalora Goicochea,² P. Owen,⁵² B. K. Pal,⁵⁶ A. Palano,^{13,b} M. Palutan,¹⁸ J. Panman,³⁷ A. Papanestis,⁴⁸ M. Pappagallo,⁵⁰ C. Parkes,⁵³ C. J. Parkinson,⁵² G. Passaleva,¹⁷ G. D. Patel,⁵¹ M. Patel,⁵² G. N. Patrick,⁴⁸ C. Patrignani,^{19,i} C. Pavel-Nicorescu,²⁸ A. Pazos Alvarez,³⁶ A. Pellegrino,⁴⁰ G. Penso,^{24,l} M. Pepe Altarelli,³⁷ S. Perazzini,^{14,c} D. L. Perego,^{20,j} E. Perez Trigo,³⁶ A. Pérez-Calero Yzquierdo,³⁵ P. Perret,⁵ M. Perrin-Terrin,⁶ G. Pessina,²⁰ K. Petridis,⁵² A. Petrolini,^{19,i} A. Phan,⁵⁶

E. Picatoste Olloqui,³⁵ B. Pietrzyk,⁴ T. Pilař,⁴⁷ D. Pinci,²⁴ S. Playfer,⁴⁹ M. Plo Casaus,³⁶ F. Polci,⁸ G. Polok,²⁵ A. Poluektov,^{47,33} E. Polycarpo,² D. Popov,¹⁰ B. Popovici,²⁸ C. Potterat,³⁵ A. Powell,⁵⁴ J. Prisciandaro,³⁸ V. Pugatch,⁴³ A. Puig Navarro,³⁸ G. Punzi,^{22,r} W. Qian,⁴ J. H. Rademacker,⁴⁵ B. Rakotomiamanana,³⁸ M. S. Rangel,² I. Raniuk,⁴² N. Rauschmayr,³⁷ G. Raven,⁴¹ S. Redford,⁵⁴ M. M. Reid,⁴⁷ A. C. dos Reis,¹ S. Ricciardi,⁴⁸ A. Richards,⁵² K. Rinnert,⁵¹ V. Rives Molina,³⁵ D. A. Roa Romero,⁵ P. Robbe,⁷ E. Rodrigues,⁵³ P. Rodriguez Perez,³⁶ S. Roiser,³⁷ V. Romanovsky,³⁴ A. Romero Vidal,³⁶ J. Rouvinet,³⁸ T. Ruf,³⁷ F. Ruffini,²² H. Ruiz,³⁵ P. Ruiz Valls,^{35,o} G. Sabatino,^{24,k} J. J. Saborido Silva,³⁶ N. Sagidova,²⁹ P. Sail,⁵⁰ B. Saitta,^{15,d} C. Salzmann,³⁹ B. Sanmartin Sedes,³⁶ M. Sannino,^{19,i} R. Santacesaria,²⁴ C. Santamarina Rios,³⁶ E. Santovetti,^{23,k} M. Sapunov,⁶ A. Sarti,^{18,l} C. Satriano,^{24,m} A. Satta,²³ M. Savrie,^{16,e} D. Savrina,^{30,31} P. Schaack,⁵² M. Schiller,⁴¹ H. Schindler,³⁷ M. Schlupp,⁹ M. Schmelling,¹⁰ B. Schmidt,³⁷ O. Schneider,³⁸ A. Schopper,³⁷ M.-H. Schune,⁷ R. Schwemmer,³⁷ B. Sciacchia,¹⁸ A. Sciubba,²⁴ M. Seco,³⁶ A. Semennikov,³⁰ K. Senderowska,²⁶ I. Sepp,⁵² N. Serra,³⁹ J. Serrano,⁶ P. Seyfert,¹¹ M. Shapkin,³⁴ I. Shapoval,^{42,37} P. Shatalov,³⁰ Y. Shcheglov,²⁹ T. Shears,^{51,37} L. Shekhtman,³³ O. Shevchenko,⁴² V. Shevchenko,³⁰ A. Shires,⁵² R. Silva Coutinho,⁴⁷ T. Skwarnicki,⁵⁶ N. A. Smith,⁵¹ E. Smith,^{54,48} M. Smith,⁵³ M. D. Sokoloff,⁵⁹ F. J. P. Soler,⁵⁰ F. Soomro,^{18,37} D. Souza,⁴⁵ B. Souza De Paula,² B. Spaan,⁹ A. Sparkes,⁴⁹ P. Spradlin,⁵⁰ F. Stagni,³⁷ S. Stahl,¹¹ O. Steinkamp,³⁹ S. Stoica,²⁸ S. Stone,⁵⁶ B. Storaci,³⁹ M. Straticiu,²⁸ U. Straumann,³⁹ V. K. Subbiah,³⁷ S. Swientek,⁹ V. Syropoulos,⁴¹ M. Szczekowski,²⁷ P. Szczypka,^{38,37} T. Szumlak,²⁶ S. T'Jampens,⁴ M. Teklishyn,⁷ E. Teodorescu,²⁸ F. Teubert,³⁷ C. Thomas,⁵⁴ E. Thomas,³⁷ J. van Tilburg,¹¹ V. Tisserand,⁴ M. Tobin,³⁹ S. Tolk,⁴¹ D. Tonelli,³⁷ S. Topp-Joergensen,⁵⁴ N. Torr,⁵⁴ E. Tournefier,^{4,52} S. Tourneur,³⁸ M. T. Tran,³⁸ M. Tresch,³⁹ A. Tsaregorodtsev,⁶ P. Tsopelas,⁴⁰ N. Tuning,⁴⁰ M. Ubeda Garcia,³⁷ A. Ukleja,²⁷ D. Urner,⁵³ U. Uwer,¹¹ V. Vagnoni,¹⁴ G. Valenti,¹⁴ R. Vazquez Gomez,³⁵ P. Vazquez Regueiro,³⁶ S. Vecchi,¹⁶ J. J. Velthuis,⁴⁵ M. Veltri,^{17,g} G. Veneziano,³⁸ M. Vesterinen,³⁷ B. Viaud,⁷ D. Vieira,² X. Vilasis-Cardona,^{35,n} A. Vollhardt,³⁹ D. Volyanskyy,¹⁰ D. Voong,⁴⁵ A. Vorobyev,²⁹ V. Vorobyev,³³ C. Voß,⁵⁸ H. Voss,¹⁰ R. Waldi,⁵⁸ R. Wallace,¹² S. Wandernoth,¹¹ J. Wang,⁵⁶ D. R. Ward,⁴⁶ N. K. Watson,⁴⁴ A. D. Webber,⁵³ D. Websdale,⁵² M. Whitehead,⁴⁷ J. Wicht,³⁷ J. Wiechczynski,²⁵ D. Wiedner,¹¹ L. Wiggers,⁴⁰ G. Wilkinson,⁵⁴ M. P. Williams,^{47,48} M. Williams,⁵⁵ F. F. Wilson,⁴⁸ J. Wishahi,⁹ M. Witek,²⁵ S. A. Wotton,⁴⁶ S. Wright,⁴⁶ S. Wu,³ K. Wyllie,³⁷ Y. Xie,^{49,37} F. Xing,⁵⁴ Z. Xing,⁵⁶ Z. Yang,³ R. Young,⁴⁹ X. Yuan,³ O. Yushchenko,³⁴ M. Zangoli,¹⁴ M. Zavertyaev,^{10,a} F. Zhang,³ L. Zhang,⁵⁶ W. C. Zhang,¹² Y. Zhang,³ A. Zhelezov,¹¹ A. Zhokhov,³⁰ L. Zhong,³ and A. Zvyagin³⁷

(LHCb Collaboration)

¹Centro Brasileiro de Pesquisas Físicas (CBPF), Rio de Janeiro, Brazil

²Universidade Federal do Rio de Janeiro (UFRJ), Rio de Janeiro, Brazil

³Center for High Energy Physics, Tsinghua University, Beijing, China

⁴LAPP, Université de Savoie, CNRS/IN2P3, Annecy-Le-Vieux, France

⁵Clermont Université, Université Blaise Pascal, CNRS/IN2P3, LPC, Clermont-Ferrand, France

⁶CPPM, Aix-Marseille Université, CNRS/IN2P3, Marseille, France

⁷LAL, Université Paris-Sud, CNRS/IN2P3, Orsay, France

⁸LPNHE, Université Pierre et Marie Curie, Université Paris Diderot, CNRS/IN2P3, Paris, France

⁹Fakultät Physik, Technische Universität Dortmund, Dortmund, Germany

¹⁰Max-Planck-Institut für Kernphysik (MPIK), Heidelberg, Germany

¹¹Physikalisches Institut, Ruprecht-Karls-Universität Heidelberg, Heidelberg, Germany

¹²School of Physics, University College Dublin, Dublin, Ireland

¹³Sezione INFN di Bari, Bari, Italy

¹⁴Sezione INFN di Bologna, Bologna, Italy

¹⁵Sezione INFN di Cagliari, Cagliari, Italy

¹⁶Sezione INFN di Ferrara, Ferrara, Italy

¹⁷Sezione INFN di Firenze, Firenze, Italy

¹⁸Laboratori Nazionali dell'INFN di Frascati, Frascati, Italy

¹⁹Sezione INFN di Genova, Genova, Italy

²⁰Sezione INFN di Milano Bicocca, Milano, Italy

²¹Sezione INFN di Padova, Padova, Italy

²²Sezione INFN di Pisa, Pisa, Italy

²³Sezione INFN di Roma Tor Vergata, Roma, Italy

²⁴Sezione INFN di Roma La Sapienza, Roma, Italy

- ²⁵Henryk Niewodniczanski Institute of Nuclear Physics Polish Academy of Sciences, Kraków, Poland
²⁶AGH University of Science and Technology, Kraków, Poland
²⁷National Center for Nuclear Research (NCBJ), Warsaw, Poland
²⁸Horia Hulubei National Institute of Physics and Nuclear Engineering, Bucharest-Magurele, Romania
²⁹Petersburg Nuclear Physics Institute (PNPI), Gatchina, Russia
³⁰Institute of Theoretical and Experimental Physics (ITEP), Moscow, Russia
³¹Institute of Nuclear Physics, Moscow State University (SINP MSU), Moscow, Russia
³²Institute for Nuclear Research of the Russian Academy of Sciences (INR RAN), Moscow, Russia
³³Budker Institute of Nuclear Physics (SB RAS) and Novosibirsk State University, Novosibirsk, Russia
³⁴Institute for High Energy Physics (IHEP), Protvino, Russia
³⁵Universitat de Barcelona, Barcelona, Spain
³⁶Universidad de Santiago de Compostela, Santiago de Compostela, Spain
³⁷European Organization for Nuclear Research (CERN), Geneva, Switzerland
³⁸Ecole Polytechnique Fédérale de Lausanne (EPFL), Lausanne, Switzerland
³⁹Physik-Institut, Universität Zürich, Zürich, Switzerland
⁴⁰Nikhef National Institute for Subatomic Physics, Amsterdam, The Netherlands
⁴¹Nikhef National Institute for Subatomic Physics and VU University Amsterdam, Amsterdam, The Netherlands
⁴²NSC Kharkiv Institute of Physics and Technology (NSC KIPT), Kharkiv, Ukraine
⁴³Institute for Nuclear Research of the National Academy of Sciences (KINR), Kyiv, Ukraine
⁴⁴University of Birmingham, Birmingham, United Kingdom
⁴⁵H.H. Wills Physics Laboratory, University of Bristol, Bristol, United Kingdom
⁴⁶Cavendish Laboratory, University of Cambridge, Cambridge, United Kingdom
⁴⁷Department of Physics, University of Warwick, Coventry, United Kingdom
⁴⁸Rutherford Appleton Laboratory, Science and Technology Facilities Council, Didcot, United Kingdom
⁴⁹School of Physics and Astronomy, University of Edinburgh, Edinburgh, United Kingdom
⁵⁰School of Physics and Astronomy, University of Glasgow, Glasgow, United Kingdom
⁵¹Oliver Lodge Laboratory, University of Liverpool, Liverpool, United Kingdom
⁵²Imperial College London, London, United Kingdom
⁵³School of Physics and Astronomy, University of Manchester, Manchester, United Kingdom
⁵⁴Department of Physics, University of Oxford, Oxford, United Kingdom
⁵⁵Massachusetts Institute of Technology, Cambridge, Massachusetts, USA
⁵⁶Syracuse University, Syracuse, New York, USA
⁵⁷Pontifícia Universidade Católica do Rio de Janeiro (PUC-Rio), Rio de Janeiro, Brazil
 (associated to Universidade Federal do Rio de Janeiro (UFRJ), Rio de Janeiro, Brazil)
⁵⁸Institut für Physik, Universität Rostock, Rostock, Germany (associated to Physikalisches Institut,
 Ruprecht-Karls-Universität Heidelberg, Heidelberg, Germany)
⁵⁹University of Cincinnati, Cincinnati, Ohio, USA (associated to Syracuse University, Syracuse, New York, USA)

^aAlso at P.N. Lebedev Physical Institute, Russian Academy of Science (LPI RAS), Moscow, Russia.

^bAlso at Università di Bari, Bari, Italy.

^cAlso at Università di Bologna, Bologna, Italy.

^dAlso at Università di Cagliari, Cagliari, Italy.

^eAlso at Università di Ferrara, Ferrara, Italy.

^fAlso at Università di Firenze, Firenze, Italy.

^gAlso at Università di Urbino, Urbino, Italy.

^hAlso at Università di Modena e Reggio Emilia, Modena, Italy.

ⁱAlso at Università di Genova, Genova, Italy.

^jAlso at Università di Milano Bicocca, Milano, Italy.

^kAlso at Università di Roma Tor Vergata, Roma, Italy.

^lAlso at Università di Roma La Sapienza, Roma, Italy.

^mAlso at Università della Basilicata, Potenza, Italy.

ⁿAlso at LIFAELS, La Salle, Universitat Ramon Llull, Barcelona, Spain.

^oAlso at IFIC, Universitat de Valencia-CSIC, Valencia, Spain.

^pAlso at Hanoi University of Science, Hanoi, Vietnam.

^qAlso at Università di Padova, Padova, Italy.

^rAlso at Università di Pisa, Pisa, Italy.

^sAlso at Scuola Normale Superiore, Pisa, Italy.