

Original citation:

Utili, Stefano. (2014) Discussion of "Stability assessment of slopes with cracks using limit analysis". Canadian Geotechnical Journal, 51 (7). pp. 822-825.

<http://dx.doi.org/10.1139/cgj-2014-0085>

Permanent WRAP url:

<http://wrap.warwick.ac.uk/71270>

Copyright and reuse:

The Warwick Research Archive Portal (WRAP) makes this work of researchers of the University of Warwick available open access under the following conditions. Copyright © and all moral rights to the version of the paper presented here belong to the individual author(s) and/or other copyright owners. To the extent reasonable and practicable the material made available in WRAP has been checked for eligibility before being made available.

Copies of full items can be used for personal research or study, educational, or not-for-profit purposes without prior permission or charge. Provided that the authors, title and full bibliographic details are credited, a hyperlink and/or URL is given for the original metadata page and the content is not changed in any way.

A note on versions:

The version presented here may differ from the published version or, version of record, if you wish to cite this item you are advised to consult the publisher's version. Please see the 'permanent WRAP url' above for details on accessing the published version and note that access may require a subscription.

For more information, please contact the WRAP Team at: publications@warwick.ac.uk

warwick**publications**wrap

highlight your research

<http://wrap.warwick.ac.uk/>

**Discussion of “Stability assessment of slopes with cracks
using limit analysis”***

By Stefano Utili

Stefano Utili,

School of Engineering, University of Warwick, Coventry, UK
s.utili@warwick.ac.uk

Corresponding Author Stefano Utili

*Published in the *Canadian Geotechnical Journal*, 50: 1011-1021 (2013)
[dx.doi.org/10.1139/cgj-2012-0448](https://doi.org/10.1139/cgj-2012-0448)

1 **Introduction**

2 The discussor has recently published a paper in *Geotechnique* entitled “Investigation
3 by limit analysis on the stability of slopes with cracks” (Utili, 2013) which included
4 for the first time, to the discussor’s knowledge, a systematic investigation on the
5 influence of the presence of cracks in uniform slopes for rotational failure
6 mechanisms via the limit analysis upper bound approach. Looking at the discussor’s
7 paper and the discussed paper, (Michalowski, 2013), a reader may note that the aim
8 of the two papers is the same, namely to assess quantitatively the effect of the
9 presence of cracks on the stability of slopes, and the methodology of using the upper
10 bound approach of limit analysis. The discussor’s paper was sent to *Geotechnique*
11 when the discussor had no knowledge of either the author’s conference paper
12 (Michalowski, 2012), or of the discussed paper published in July 2013. On the other
13 hand, the discussor’s paper was published after the publication of the author’s
14 conference paper (Michalowski, 2012). Hence, it can be concluded that the discussor
15 and the author had independently developed an original formulation for the
16 calculation of upper bounds based on rotational failure mechanisms for cracked
17 uniform slopes at similar times.

18 However, regarding the findings and the formulation of the problem, (Utili,
19 2013) and the discussed paper, (Michalowski, 2013), are rather different. In this
20 discussion, the discussor wants to highlight the main complementary and different
21 findings between the two papers and point to some aspects of the discussed paper
22 that in the discussor’s opinion need clarifications especially with regard to the
23 following three topics each being a section of the present discussion: the calculation

24 of the external rate of work for rotational failure mechanism; the failure mechanisms
25 analyzed for pre-existing cracks; and the failure mechanisms with crack formation.

26

27 **Calculation of the external rate of work for rotational failure** 28 **mechanisms**

29 Concerning the calculation of the external rate of work in case of a rotational failure
30 mechanism, the author reports neither the derivation nor the final analytical
31 expressions of the functions employed to calculate the rate of the external work done
32 by the soil mass sliding away, wedge BOCDB in figure 6. The calculation of the
33 external work is as important as the calculation of the energy dissipated since both
34 appear in the energy balance equation from which the stability factor, $\gamma H/c$ (Taylor,
35 1948; Chen, 1975), is calculated. In this regard, the author seems to justify the lack
36 of detail provided making reference to the works of Chen (e.g. Chen & Giger, 1969;
37 Chen & Giger, 1971) and stating that “without a crack, this mechanism has been
38 described in the literature multiple times”. However, this is not the case. In fact, in
39 the referenced Chen’s publications, the calculation of the external work rate is
40 reported only for failure surfaces made entirely by a log-spiral (wedge BOCADB in
41 figure 6) with either the logspiral passing through the slope toe (see Fig. 6a) or
42 below (see Fig. 6b). Here instead, the failure surface is composite: partly log-spiral
43 and partly planar (wedge BOCDB in figure 6). The calculation of the external work
44 in this case of a composite partly log-spiral partly linear failure surface requires the
45 calculation of the work done by the fictitious wedge BOCADB minus the work of
46 the fictitious wedge DCAD (Utili, 2013). The analytical expressions for the

47 calculation of the external work done by soil masses sliding along composite log-
48 spiral failure surfaces, which requires the use of fictitious wedges bordered by a log-
49 spiral, was first presented in (Utili, 2005; and Utili & Nova, 2008) for the case of
50 slopes with horizontal upper part subject to a sequence of landslides, and in (Utili
51 and Crosta, 2011) for the more general case of slopes with an inclined upper part. In
52 (Utili and Nova 2007), the calculation of the work done by a wedge enclosed by two
53 log-spirals is presented. In these publications the calculation of the external work is
54 reported in detail together with the related analytical expressions.

55

56 **Failure mechanisms for pre-existing cracks**

57 In the analysis of rotational failure mechanisms for slopes with pre-existing cracks,
58 rightly the author states that the minimization of the function providing the stability
59 number is a problem of constrained minimization because of the constraint on the
60 maximum depth of the crack. In the search for the failure mechanism of a slope of
61 given inclination and friction angle (β and ϕ respectively), the length and location of
62 the crack is free, *i.e.* the minimization of the function is sought over 4 independent
63 variables, the angles θ_0 , θ_h , θ_C (χ , ν , ζ in (Utili, 2013) with $\chi=\theta_0$, $\nu=\theta_h$, $\zeta=\theta_D$) and β^*
64 with the additional constraint that “the crack cannot be deeper than the maximum
65 depth of the crack discussed”. Concerning the variable β^* , the discussor has shown
66 that for $\phi > 5^\circ$, all the failure mechanisms pass through the slope toe, *i.e.* $\beta^* = \beta$,
67 whatever values of β and ϕ are considered (Utili, 2013), so that for the drained
68 analyses presented in the discussed paper with $\phi = 10^\circ$ or greater the number of

69 variables to be considered in the unconstrained minimization can be reduced to three:
70 θ_0 , θ_h , θ_C .

71 With regard to the maximum crack depth allowable, unfortunately, the author
72 does not state when the constraint turns out to be active, *i.e.* for what values of the
73 parameters β and ϕ . In case of dry slopes, employing the formula given in Eq. (5),
74 the discussor has verified that this limit on the maximum crack depth is never
75 exceeded by the crack depth resulting from the unconstrained optimization of the
76 function expressing the stability factor for all the considered values of β and ϕ (see
77 Figure 1). The interested reader can find the analytical expression of the function
78 reported in Eq. (25) in (Utili, 2013). This implies that the inequality of Eq. (5) is not
79 active so that the minimization presented in the discussed paper is actually an
80 unconstrained minimization rather than a constrained one providing the solution to
81 the problem of determining the critical failure mechanism for slopes with cracks of
82 unspecified location and depth (problem *c* in Utili, 2013). This solution is a
83 particular case of the solutions found for the other two dual problems tackled in
84 (Utili, 2013): determination of the critical failure mechanism for slopes with a crack
85 of known length but unspecified location (see Figure 2a) and determination of the
86 critical failure mechanism for slopes with a crack of known location but unknown
87 depth (see Figure 2b), problems *a* and *b* respectively in (Utili 2013), which are not
88 tackled in the discussed paper. The solution to these problems is provided by a
89 genuine constrained optimization where the minimum for the function expressing the
90 stability factor, is sought with the additional constraint of satisfying a non-linear
91 equality prescribing, in case of problem *a*, the crack depth, and in case of problem *b*,

92 the crack location, so that the number of independent variables in both problems is
93 reduced to two. The stability factors found for these two problems, are a function of
94 the crack depth and of the crack distance respectively (the imposed constraints), and
95 their minimum with respect to crack depth and crack distance corresponds to the
96 solution presented in the discussed paper for the case of cracks of any depth and
97 location (see Figure 3).

98 With regard to the geometry of the failure mechanisms, it is important to note
99 that in the discussed paper, failure mechanisms are assumed to pass either through
100 the toe or below without consideration for mechanisms daylighting on the slope face
101 above the toe. However, unlike the case of intact slopes, the presence of cracks
102 implies that mechanisms passing above the slope toe are no longer self-similar (see
103 figure 4) and therefore need to be considered in the calculation of the upper bounds.
104 From the calculations in (Uti, 2013), it turns out that in case of dry slopes with
105 either dry or water filled cracks, the failure mechanisms pass through the slope toe.
106 However, for different hydraulic conditions as the ones considered in the discussed
107 paper and in case of failure mechanisms accounting for crack formation, mechanisms
108 daylighting on the slope face could still turn out to be more critical than the
109 mechanisms passing through the toe assumed in the discussed paper. Hence, it could
110 be interesting to know if the mechanisms considered by the author are still the most
111 critical once potential failure mechanisms daylighting on the slope face are
112 accounted for in the calculations.

113 Finally, concerning how good the achieved upper bounds are, the following
114 remark in the paper “Of all admissible two-dimensional slope collapse mechanisms

115 for soils considered in the literature, it is the rotational one that has been found most
116 critical for uniform slopes (Chen, 1975)” overlooks the fact that (Bekaert 1995)
117 found an upper bound of 1.0% lower for a vertical uniform slope with $\phi=0$, by
118 considering a multiple rotation mechanisms made of several log-spiral blocks.
119 However, although it has to be pointed out that Chen’s upper bounds obtained
120 assuming a rigid rotation may no longer be the best upper bounds in the light of
121 more recent works in the literature, they are very close to the true collapse load: for
122 instance (Krabbenhoft *et al.*, 2005) achieved lower bounds by finite element limit
123 analyses which are on average 1.5% and in the most unfavourable case 2.5% less
124 than the upper bounds obtained for β ranging from 50° to 90° and ϕ from 10° to 40° .
125 Conversely, it is crucial, in the discussor’s view, to point out that when cracked
126 slopes are considered, no lower bound solutions are available in the literature to
127 bracket the true collapse values; therefore in case of cracked slopes it cannot be
128 taken for granted that the upper bounds obtained for rigid rotational mechanisms are
129 still close to the true collapse load. In this regard, it is reasonable to expect that at
130 low crack depths, the upper bounds remain close to the true values whereas for high
131 values of crack depths, they may diverge substantially. This limitation of the
132 presented solutions should be acknowledged. Also in the conclusions, the author
133 remarks that “for slopes with an inclination of 30° or less, the calculated critical
134 height is little or not affected by the presence of a crack. The influence of the crack
135 presence becomes significant however with an increase of the slope inclination”. On
136 this point it is interesting to note that if the newly found upper bounds for rotational
137 failure mechanisms are compared to the upper bounds relative to planar mechanisms,

138 the reduction on the stability factor determined, *i.e.* the improvement of the upper
139 bounds of the new solution in comparison with the available bounds for planar
140 mechanisms (Hoek and Bray, 1977), the trend is opposite with the upper bound
141 reduction being higher for shallow slopes (Utili, 2013).

142

143 **Failure mechanisms including crack formation**

144 Concerning translational mechanisms, the discussor points out to a typographical
145 error in the equation provided for the dilation angle, $\delta = \frac{\pi}{2} - \theta - \phi$, which instead needs
146 to be $\delta = \frac{\pi}{2} - \theta + \phi$ for the mechanisms to be kinematically admissible.

147 Concerning rotational mechanisms with crack formation, the paper does not
148 specify what physical phenomena cause the envisaged formation of the cracks. This
149 is an essential point if the analysis is to be realistic. In the presented analysis, a non-
150 zero shear stress state underneath the crack tip has been assumed for respect of the
151 normality rule, given the direction of the velocity vectors underneath the crack tip as
152 the author's points out: "The stress associated with this kinematics is described by
153 the circular portion of the yield condition. This is not necessarily the true stress state
154 but it is consistent with the selected kinematics". However, if one considers the
155 starting point where the crack begins to form, *i.e.* at the ground level on the
156 horizontal upper part of the slope, the presence of shear stresses violates equilibrium
157 since no loads are applied on the slope. Moreover, the author does not specify how
158 the envisaged shear stress relates to any of the several different possible physical
159 phenomena leading to crack formation: e.g. desiccation, wetting, and drying cycles,
160 weathering.

161 Finally, the first statement in the conclusions “It was demonstrated that crack
162 formation is an important factor affecting the outcome of stability analyses of
163 slopes.” appears unjustified for the fact that when crack formation is considered, the
164 failure mechanisms turn out to be less critical than the case of pre-existing cracks, so
165 in the stability analysis of uniform slopes, consideration of crack formation is not
166 critical according to the analysis performed. More importantly, the usefulness of the
167 whole stability analysis with crack formation is rather debatable since the crack
168 formation mechanisms considered are driven by an unrealistic state of stress in the
169 ground for the aforementioned violation of the equilibrium at the boundary of the
170 slope (where the crack begins to form) and it has not been related to any physical
171 phenomenon causing the formation of cracks.

172

173 **Summary**

174 The discussed paper (Michalowski, 2013) presents an interesting analysis of the
175 stability of slopes subject to vertical tension cracks. The authors considered both pre-
176 existing cracks and forming cracks, focusing considerable attention on the maximum
177 possible crack depth and seepage effects. These findings, when considered in
178 conjunction with the independently obtained findings of the discussor’s paper (Uti,
179 2013), are likely to provide a comprehensive analysis of the effect of the presence of
180 cracks in various scenarios. The fact that two independent authors developed these
181 original formulations at simultaneous times demonstrates how strong the interest of
182 the geotechnical community is in this area. I hope that this discussion will contribute
183 to the advancement of this area of research.

184

185

References:

- Bekaert, A. (1995). Improvement of the kinematic bound for the stability of a vertical cut-off. *Mech. Res. Comm.*, **22**(6): 533-540.
- Chen, W.F., Giger, M.W., Fang, H.Y. (1969). On the limit analysis of the stability of slopes. *Soils and Foundations*, **9**(4): 23-32.
- Chen, W.F., Giger, M.W. (1971). Limit analysis of stability of slopes. *Soil mechanics and foundations division, ASCE*, **97**(1): 19-26.
- Chen, W.F. (1975). *Limit analysis and soil plasticity*. New York. NY, USA: Elsevier.
- Hoek, E. and Bray J.W. (1977). *Rock slope engineering*. 2nd edn. London, UK: Institution of mining and metallurgy.
- Krabbenhoft, K., Lyamin, A. V., Hjiaij, M. & Sloan, S. W. (2005). A new discontinuous upper bound limit analysis formulation. *International Journal of Numerical Methods in Engineering*, **63**, 1069-1088.
- Michalowski, R. (2012). Cracks in slopes: limit analysis approach to stability assessment. In *Proceedings of Geocongress, Oakland, California (USA), March 2012*, 442-450.
- Michalowski, R. (2013). Stability assessment of slopes with cracks using limit analysis. *Canadian Geotechnical Journal*, **50**, 1011-1021.
- Utili, S. (2013). Investigation by limit analysis on the stability of slopes with cracks. *Geotechnique*, **63**(2): 140-154.

- Uti S. (2005). An analytical relationship for weathering induced slope retrogression: a benchmark. RIG (Italian Geotechnical Journal), **39**(2): 9-30.
- Uti, S. and Crosta G. B. (2011). Modeling the evolution of natural cliffs subject to weathering: 1. Limit analysis approach. Journal of Geophysical Research **116**, F01016.
- Uti, S. and Nova, R. (2007). On the optimal profile of a slope. Soils and foundations, **47**: 717-729.
- Uti, S., Nova, R. (2008). DEM analysis of bonded granular geomaterials. International Journal for Numerical and Analytical Methods in Geomechanics, **32**(17): 1997-2031.
- Taylor, D. W. (1948). Fundamentals of soil mechanics. New York, NY, USA: John Wiley and sons.

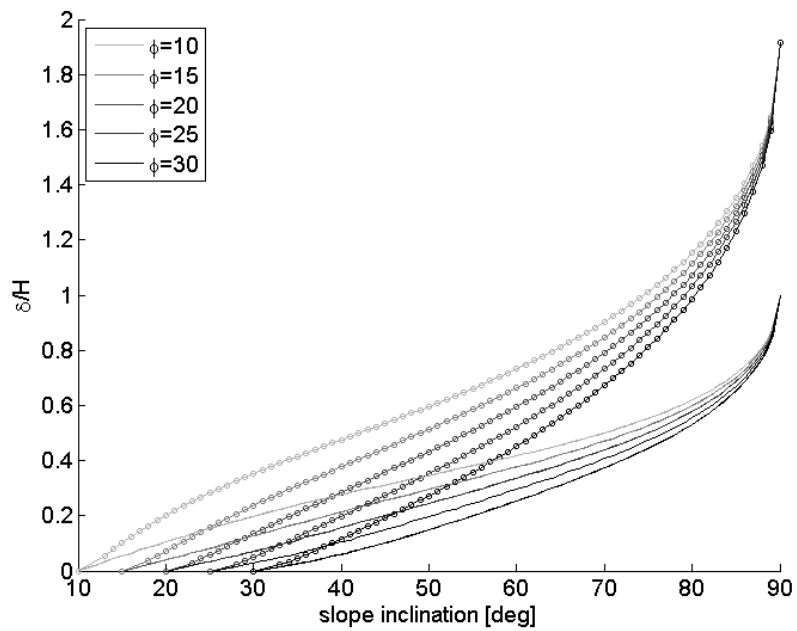


Figure 1. Failure mechanisms for cracks of any possible depth (δ) and location. The crack depth corresponding to the failure mechanism is plotted versus slope inclination for various friction angles: the lines without markers indicate the crack depths whilst the lines with markers indicate the maximum crack depth according to Eq (5) of the paper.

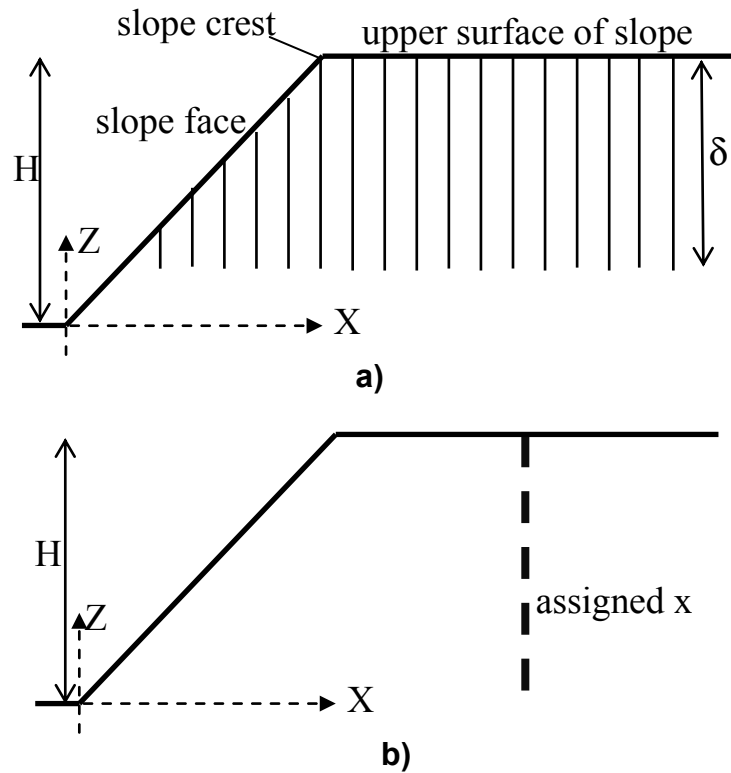


Figure 2 after (Utili, 2013). Problem a), the upper bound is sought for a fixed crack depth, δ , with the crack lying at any possible horizontal distance from the slope toe, x (the black lines representing the vertical cracks can be anywhere within the gray region). Problem b), the upper bound is sought for a crack of unknown depth (any δ is possible) located at a fixed horizontal distance from the slope toe, x .

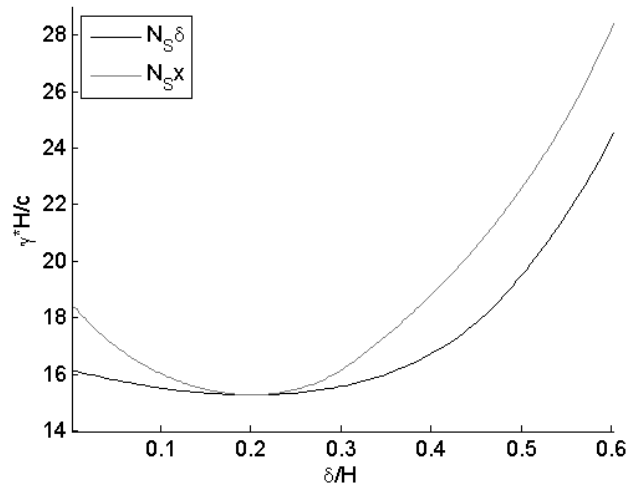


Figure 3 after (Utili, 2013). Stability factor obtained by constrained minimization vs. crack depth for a slope with $\phi=20^\circ$ and $\beta=45^\circ$: the gray line represents the stability factor, N_S^x , obtained for cracks of fixed location, x , whilst the black line represents the stability factor, N_S^δ , obtained for cracks of fixed depth, δ . The minimum of the curves corresponds to the stability factor associated to the failure mechanism analyzed in the discussed paper for a crack of any depth and location, problem c in (Utili, 2013).

