

Original citation:

Kolotkov, D. Y., Nisticò, Giuseppe and Nakariakov, V. M.. (2016) Transverse oscillations and stability of prominences in a magnetic field dip. *Astronomy & Astrophysics*, 590. A120.
<http://dx.doi.org/10.1051/0004-6361/201628501>

Permanent WRAP URL:

<http://wrap.warwick.ac.uk/78481>

Copyright and reuse:

The Warwick Research Archive Portal (WRAP) makes this work by researchers of the University of Warwick available open access under the following conditions. Copyright © and all moral rights to the version of the paper presented here belong to the individual author(s) and/or other copyright owners. To the extent reasonable and practicable the material made available in WRAP has been checked for eligibility before being made available.

Copies of full items can be used for personal research or study, educational, or not-for-profit purposes without prior permission or charge. Provided that the authors, title and full bibliographic details are credited, a hyperlink and/or URL is given for the original metadata page and the content is not changed in any way.

Publisher's statement:

"Reproduced with permission from *Astronomy & Astrophysics*, © ESO".

A note on versions:

The version presented here may differ from the published version or, version of record, if you wish to cite this item you are advised to consult the publisher's version. Please see the 'permanent WRAP URL' above for details on accessing the published version and note that access may require a subscription.

For more information, please contact the WRAP Team at: wrap@warwick.ac.uk

Transverse oscillations and stability of prominences in a magnetic field dip

D. Y. Kolotkov^{1*}, G. Nisticò¹, and V. M. Nakariakov^{1,2,3}

¹ Centre for Fusion, Space and Astrophysics, Department of Physics, University of Warwick, CV4 7AL, UK

² School of Space Research, Kyung Hee University, Yongin, 446-701, Gyeonggi, Korea

³ Central Astronomical Observatory at Pulkovo of the Russian Academy of Sciences, St Petersburg 196140, Russia

Received April 7, 2016/Accepted dd mm yyyy

ABSTRACT

Aims. An analytical model of the global transverse oscillations and mechanical stability of a quiescent prominence in the magnetised environment with a magnetic field dip, accounting for the mirror current effect, is developed.

Methods. The model is based upon the interaction of line currents through the Lorentz force. Within this concept the prominence is treated as a straight current-carrying wire, and the magnetic dip is provided by two photospheric current sources.

Results. Properties of both vertical and horizontal oscillations are determined by the value of the prominence current, its density and height above the photosphere, and the parameters of the magnetic dip. The prominence can be stable in both horizontal and vertical directions simultaneously when the prominence current dominates in the system and its height is less than the half-distance between the photospheric sources.

Key words. Sun: filaments, prominences - Sun: magnetic fields - Sun: oscillations

1. Introduction

Coronal mass ejections (CMEs) are known to be the most powerful and geoeffective phenomena occurring in the solar atmosphere. An important role in their initiation is assigned to the evolution of prominences, cold and dense plasma filaments levitating in the magnetised environment of the solar corona. An important feature of prominences evolution is their oscillations. Global, collective oscillations of prominences are seen to have periods ranging from a few tens of minutes to several hours (e.g. Mashnich & Bashkirtsev 1990; Bashkirtsev & Mashnich 1993; Oliver & Ballester 2002; Arregui et al. 2012). Both vertically (e.g. Bocchialini et al. 2011; Kim et al. 2014) and horizontally polarised (e.g. Kleczek & Kuperus 1969; Molowny-Horas et al. 1997; Tripathi et al. 2009) motions of prominences have been observed. In some cases the oscillations occur before prominence eruptions (e.g. Isobe & Tripathi 2006), or are excited by an EUV wave (e.g. Hershaw et al. 2011; Asai et al. 2012; Shen et al. 2014a,b).

Vertical transverse oscillations of prominences have been modelled based on natural MHD oscillations of the current-carrying toroidal magnetic ropes (Cargill et al. 1994; Vršnak 2008). Theoretical aspects of non-radial motions of an eruptive filaments also modelled as a toroidal currents are discussed by Filippov et al. (2001). In addition, comparison of the modelling and observational results showed that the equilibrium state is most likely supported by the potential magnetic field structures with a magnetic dip (see, e.g. Filippov 2016, for recent results). This Kippenhahn–Schlüter type equilibrium of prominences (Kippenhahn & Schlüter 1957) was used in theoretical models treating the prominence as a plasma slab embedded in a magnetic dip created by some sources at the surface of the Sun.

In particular, MHD eigen modes of such a prominence structure, i.e. the fast and slow magnetoacoustic and Alfvén modes, with and without accounting for the gravity force, were investigated in Oliver et al. (1993) and Joarder & Roberts (1993), respectively. Global oscillations of prominences also modelled as a plasma slab in a magnetic dip with straight magnetic field lines anchored in vertical rigid boundaries (not connected to the solar surface) are considered in Anzer (2009). **Properties of MHD oscillations as perturbations of a two-dimensional magnetostatic model of a prominence, taking into account the effects of gravity, were determined numerically in Terradas et al. (2013). Large-amplitude longitudinal oscillations in prominences were modelled in terms of a so-called pendulum model by Luna & Karpen (2012); Luna et al. (2016). That model has been successfully adapted for a dipped magnetic field line configuration, and treats the gravity projected along the magnetic field lines as the restoring force.**

Another essentially different approach describing quiescent prominence oscillations, based on the interaction of line currents through the electromagnetic Lorentz force, was suggested by Kuperus & Raadu (1974, the KR model). In this mechanism the prominence is modelled as a straight current-carrying wire located at some height above the conductive photosphere. Interaction of the prominence current with the conductive surface is described by the introduction of a virtual “mirror” current (the “mirror” effect) located below the photosphere, strictly symmetric with respect to the prominence. The KR model allows for the vertical oscillations of the prominence, and does not describe horizontally polarised oscillations. Indeed, even a small displacement of the prominence current in the horizontal direction automatically causes a corresponding identical displacement of the mirror current, and thus the horizontal restoring force is always absent from that model. Moreover, the KR model neglects

* Corresponding author: D. Y. Kolotkov, D.Kolotkov@warwick.ac.uk

the interaction of the prominence with external sources of the magnetic field. In particular, the prominence may be embedded in a magnetic dip, e.g. a Kippenhahn–Schlüter type magnetic configuration. In this case there could be restoring forces responsible for horizontal oscillations. Effects of the delayed response between the photosphere and the filament were investigated also within the concept of line current models in van den Oord et al. (1998). In particular, it was shown that the Kippenhahn–Schlüter type equilibrium of a prominence can never be stable in the horizontal and vertical directions simultaneously, i.e. the prominence position is always unstable, if the effect of the mirror current is neglected in the model.

In this letter we developed an analytical model for oscillatory dynamics of a prominence in a magnetic environment accounting for both the magnetic dip and mirror current effects. The dip is provided by two photospheric currents (Fig. 1). We considered both vertically and horizontally polarised oscillations of the prominence in such a magnetic topology, deriving analytically equations of motion and determining the oscillation periods. We also analysed stability of this configuration. In particular, we showed that in contrast to the results obtained in van den Oord et al. (1998), the prominence can be stable in both horizontal and vertical directions simultaneously if the effect of the mirror force is accounted for in the model. Possible seismological applications of the developed model are also discussed.

2. Model, forces and equilibrium

The magnetic field topology with a magnetic dip, shown in Fig. 1, is configured by a two co-aligned spatially separated photospheric currents (with d being the half-distance between the currents) of the same magnitude, I . The prominence itself is modelled as a massive straight wire representing a magnetic rope with a current i which is located at some height h above the photosphere. It in turn causes a so-called “mirror” current (see the KR model) due to conductive properties of the photosphere. By its definition, the mirror current is oppositely directed with respect to the prominence current i , has the same magnitude, and is located at the distance $2h$ strictly below the prominence current (see Fig. 1). In this model the prominence can interact with the coronal surroundings through the corresponding mutual interaction of the magnetic fields produced by the prominence i and photospheric I currents.

The equilibrium of a prominence in such a magnetic environment is provided by the Lorentz and gravity forces balance:

$$\mathbf{F}_1 + \mathbf{F}_2 + \mathbf{F}_m + \mathbf{F}_g = 0, \quad (1)$$

where $F_1 = F_2 = k_1/(d^2 + h^2)^{1/2}$ are the Lorentz forces per unit length acting between the photospheric currents I and the prominence current i , with $k_1 = \mu_0 I i / 2\pi$; $F_m = k_2 / 2h$ is the mirror force between the prominence and the mirror current, with $k_2 = \mu_0 i^2 / 2\pi$; and $F_g = \rho g$ is the gravity force which is assumed to be constant in the model, with ρ being a linear mass density of the prominence (its volume mass density multiplied by the cross-sectional area), measured in kg m^{-1} . Note, that according to the definition of the mirror current, the mirror force F_m acting on the prominence is always directed upwards and strictly along the vertical axis, and cannot contribute to horizontal dynamics of the prominence.

In fact, the system is completely defined by the geometrical parameters h and d , and magnetic constants k_1 and k_2 (written in terms of I and i), while the appropriate mass density ρ of the prominence necessary for its vertical equilibrium, is determined

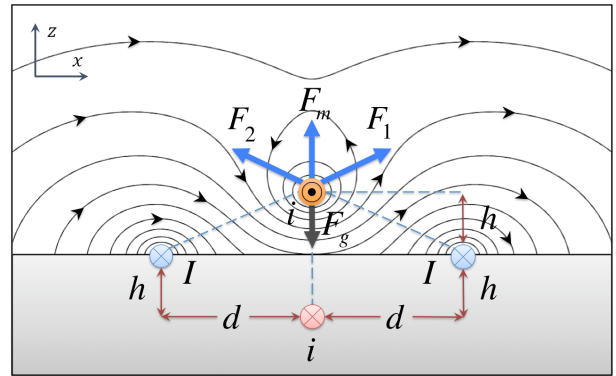


Fig. 1. Sketch showing a massive prominence with a line current i located at the height h above the photosphere, in the magnetic dip configured by two photospheric currents I , with d being the half-distance between the currents. The mirror current i generated due to conductive properties of the photosphere is located strictly below the prominence. The field lines of the total magnetic field produced by the photospheric, mirror, and prominence sources are shown for $h = 0.5d$ and $i = 0.5I$.

by the following condition (2). However, on seismological purposes it is also useful to re-write this condition through the parameters h and ρ , assuming them to be available a priori from observations:

$$F_L \equiv \frac{2k_1 h}{d^2 + h^2} + \frac{k_2}{2h} = \rho g, \text{ and } d^2 = \frac{4k_1 h^2}{2\rho g h - k_2} - h^2. \quad (2)$$

The horizontal equilibrium of the prominence in turn is not affected by the essentially vertical forces \mathbf{F}_m and \mathbf{F}_g , and is provided automatically by the balance between horizontal components of \mathbf{F}_1 and \mathbf{F}_2 due to horizontal symmetry of the model. Eqs. (2) put the first constrain on the parameters of the model. Indeed, for a given distance d to have a real value in the equilibrium condition, the parameters need to be related as:

$$k_2 < 2\rho g h < 4k_1 + k_2. \quad (3)$$

Inequality (3) describes a condition necessary for the equilibrium of the prominence to exist, between its gravitational energy and the total magnetic energy (written in terms of k_1 and k_2), generated by the prominence and photospheric currents, i and I , respectively. Thus, when $2\rho g h > 4k_1 + k_2$, the magnetic background cannot sustain the prominence, and it falls to the surface. In the other case, when $2\rho g h < k_2$, the prominence’s magnetic energy exceeds the gravitational energy, and the prominence lifts off.

According to Eq. (2), the vertical component of the total Lorentz force acting on an unperturbed prominence, F_L gradually decreases with height for all values of the photospheric currents I being less or equal to the prominence current i , and may have both negative and positive gradients for $I > i$. Consequently, for $I < i$ the system is able to have only a single equilibrium determined by the $F_L = \rho g$ balance, while for $I > i$ there are at most three possibilities to satisfy the force balance condition, and hence, up to three equilibria of the system at different heights may exist. Corresponding examples are shown in Fig. 2 for different values of the I/i ratio.

For the case when the prominence is obliquely perturbed by a small displacement with corresponding x and z components, **the equation of motion of the prominence can be written in a vector form as**

$$\rho [\ddot{x} \mathbf{e}_x + \ddot{z} \mathbf{e}_z] = F_x \mathbf{e}_x + F_z \mathbf{e}_z, \quad (4)$$

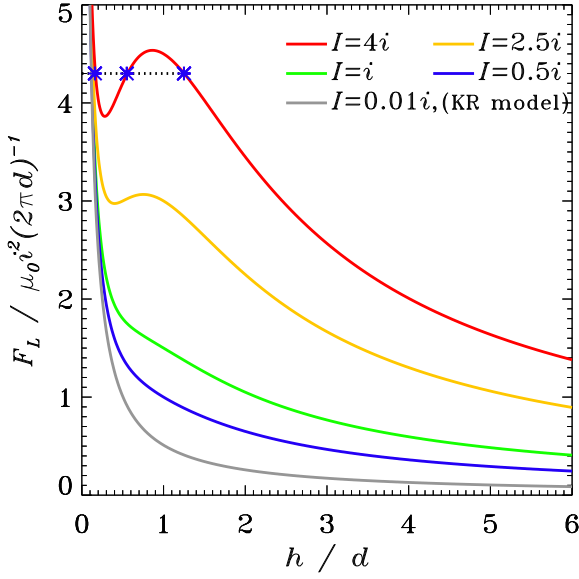


Fig. 2. The magnetic force F_L (2) acting upwards on the unperturbed prominence for different values of the prominence i and photospheric I currents. The horizontal dotted line shows an example of the constant gravity force ρg needed to satisfy equilibrium condition (2). This example shows that the system may have up to three different equilibria (blue asterisks) depending upon values of the parameters of the model.

where \mathbf{e}_x and \mathbf{e}_z are unit vectors in the positive x - and z -directions, and

$$F_x = \frac{2k_1 x [(h+z)^2 + x^2 - d^2]}{(d^2 - x^2)^2 + 2(d^2 + x^2)(h+z)^2 + (h+z)^4} \approx \frac{2k_1 (h^2 - d^2)}{(d^2 + h^2)^2} x, \quad (5)$$

$$F_z = \frac{2k_1 (h+z) [d^2 + x^2 + (h+z)^2]}{(d^2 - x^2)^2 + 2(d^2 + x^2)(h+z)^2 + (h+z)^4} + \frac{k_2}{2h+z} - \rho g \approx \frac{2k_1 (d^2 - h^2)}{(d^2 + h^2)^2} z - \frac{k_2}{4h^2} z \quad (6)$$

are the projections of the total force given in Eq. (1) on the x - (horizontal) and z - (vertical) axes, **expanded up to the first order of the small perturbations, x and z . As in this study we restrict our attention to linear perturbations only, both forces F_x (5) and F_z (6) lose their dependence on z and x , respectively, and horizontally and vertically polarised oscillations are independent of each other and hence can be considered separately.**

3. Vertically polarised oscillations

Consider the case when the initial displacement of the prominence is directed strictly along the vertical z -axis, i.e. we assume $x = 0$ and $z \neq 0$ in Eq. (4). In this case the vertical component (6) of the total force acting on the prominence has the form

$$F_z = \frac{2k_1 (h+z)}{d^2 + (h+z)^2} + \frac{k_2}{2h+z} - \rho g, \quad (7)$$

where the first term on the right-hand side corresponds to the Lorentz force acting on the perturbed prominence from two photospheric currents, the second term is the corresponding mirror force, and the last term is the constant gravity force.

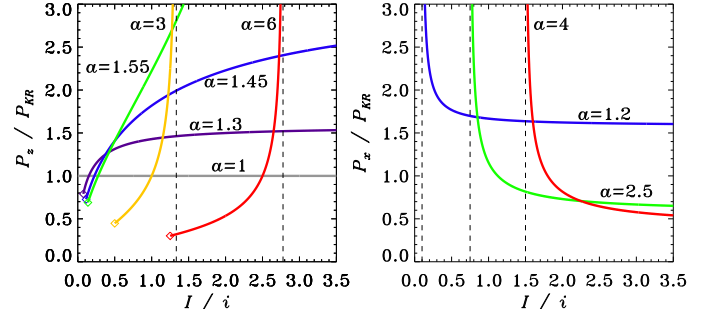


Fig. 3. Left: Period P_z (9) of vertical oscillations of a prominence vs. the currents ratio I/i for different values of the dimensionless parameter $a = 2\rho gh/k_2$. Note, the case $a = 1$ corresponds to the KR limit (Kuperus & Raadu 1974) when the effect of the photospheric currents is negligibly small. Right: Period P_x (13) of horizontal oscillations depending upon the same parameters I/i and a as shown in the left panel. Dashed lines in both panels show a threshold values of I/i where periods (9) and (13) become imaginary, and corresponding instabilities develop.

With the use of the first order Taylor expansion of the perturbed vertical force F_z written in (6), the equation of motion of the prominence along the vertical axis is

$$\ddot{z} + (2\pi/P_z)^2 z = 0. \quad (8)$$

Eq. (8) is a harmonic oscillator equation and describes small-amplitude vertically polarised oscillations of the prominence with the period (expressed either in terms of h and d , or via ρ and h):

$$P_z = P_{KR} \left[1 + 8 \frac{k_1}{k_2} \frac{h^2 (h^2 - d^2)}{(d^2 + h^2)^2} \right]^{-1/2} = \frac{P_{KR} \sqrt{k_1 k_2}}{[(2\rho gh - k_2)^2 - 2k_2(2\rho gh - k_2) + k_1 k_2]^{1/2}}, \quad (9)$$

where d^2 in form (2) has been substituted, and $P_{KR} = 2\pi \sqrt{4\rho h^2/k_2}$ is the period of prominence oscillations in the absence of the photospheric currents effect (i.e. the limiting case corresponding to the KR model). In fact, neither k_1 nor k_2 (i.e. the currents I and i) can have zero values in our model. However, the period (9) can be reduced to the KR limit when the half-distance d between the external currents tends to infinity. This limiting case can be achieved when $2\rho gh = k_2$ (see Eq. (2)). In other cases, period (9) has a non-trivial dependence upon the currents I and i , height h , and mass density ρ . Its dependence upon the currents ratio I/i (i.e. k_1/k_2) for different values of $2\rho gh/k_2$ (also including the KR limit $2\rho gh = k_2$) is shown in Fig. 3.

General dependence of the vertical dynamics of the prominence described by Eq. (8) upon the parameters of the model, can be also derived analytically. More specifically, when the prominence current dominates in the system, i.e. $0 < k_1/k_2 < 1$, Eq. (8) shows always stable solutions for the vertical displacement. The particular case when the prominence i and photospheric I currents are of the same magnitude, i.e. $k_1 = k_2 \equiv k$, also corresponds to the always stable state of the prominence oscillating harmonically around the equilibrium position with a period $P = P_{KR} (d^2 + h^2)/(3h^2 - d^2)$. In both these cases, only conditions (2) and (3) providing existence of an initial equilibrium of the system should be satisfied for h and d . In contrast, for the photospheric currents domination ($k_1/k_2 > 1$) there is a parametric region of a vertical instability (see Fig. 4) determined

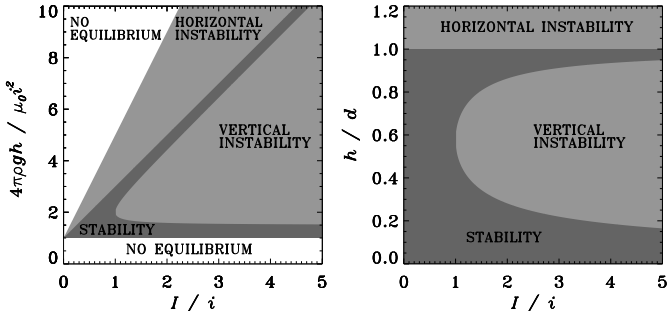


Fig. 4. Parametric regions of the prominence instability, determined by equilibrium condition (3), (10) (vertical instability), (14) (horizontal instability). Left and right panels show the corresponding regions determined via ρ and h , and h and d , respectively.

by condition (3) and the following relations (written either in terms of h and d or via ρ and h):

$$\frac{d\sqrt{k_2}}{\left[4k_1 - k_2 + 4\sqrt{k_1^2 - k_1k_2}\right]^{1/2}} < h < \frac{d\sqrt{k_2}}{\left[4k_1 - k_2 - 4\sqrt{k_1^2 - k_1k_2}\right]^{1/2}},$$

$$\text{or } k_1 + k_2 - \sqrt{k_1^2 - k_1k_2} < 2\rho gh < k_1 + k_2 + \sqrt{k_1^2 - k_1k_2}. \quad (10)$$

4. Horizontally polarised oscillations

We now consider the case when $z = 0$, i.e. the initial displacement of the prominence is directed strictly along the horizontal x -axis. In this case the force F_x (5) acting on the prominence along the horizontal axis reduces to

$$F_x = \frac{2k_1x[h^2 - d^2 + x^2]}{(d^2 - x^2)^2 + 2(d^2 + x^2)h^2 + h^4}. \quad (11)$$

Thus, using the Taylor expansion of the force F_x up to the first order of the small perturbations, x and z , given in (5), the equation of motion describing small-amplitude dynamics of the prominence along the horizontal axis is

$$\ddot{x} + (2\pi/P_x)^2 x = 0. \quad (12)$$

Similar to the vertically polarised oscillatory modes described in the previous section, Eq. (12) shows harmonic oscillations of the prominence around the equilibrium position ($x = 0$ and $z = 0$), with the period P_x ,

$$P_x = P_{KR} \sqrt{\frac{k_2}{8k_1} \frac{(d^2 + h^2)^2}{h^2(d^2 - h^2)}} = \frac{P_{KR} \sqrt{k_1k_2}}{\left[2k_1(2\rho gh - k_2) - (2\rho gh - k_2)^2\right]^{1/2}}. \quad (13)$$

Note, that in the KR limit that can be achieved when $2\rho gh = k_2$ (see Eq. (2)), the value of P_x tends to infinity. Behaviour of the period (13) for various other values of ratios $2\rho gh/k_2$ and I/i is shown in Fig. 3.

The regions on the parametric plane where the period P_x has imaginary values (i.e. the condition of the horizontal instability of the prominence) with accounting for conditions (2) and (3), are shown in Fig. 4, and are expressed as

$$h > d, \quad \text{or} \quad 2k_1 + k_2 < 2\rho gh < 4k_1 + k_2. \quad (14)$$

5. Discussion and conclusions

The developed model provides a simple, analytical treatment of global transverse oscillations and mechanical stability of quiescent prominences. **In this paper, the term “global” denotes the collective nature of the considered oscillation, when the prominence oscillates as a whole, in contrast to the oscillations of individual threads. The term is connected with the observational manifestation of the considered oscillation, rather than a specific interpretation, e.g. a fundamental longitudinal harmonic of a kink or sausage oscillation.** Properties of the oscillations are determined by the value of the electric current in the prominence, its density and height above the photosphere, and the parameters of the magnetic dip caused by external magnetic sources. **As mentioned above, in the linear regime considered in this study, the vertically and horizontally polarised oscillations are essentially decoupled, and the obliquely or elliptically polarised oscillations can be represented as a linear superposition of separate vertical and horizontal modes. Furthermore, the stability conditions in both z - and x -directions, given in Eqs. (10) and (14), do not interfere with each other, and the oscillation periods given by expressions (9) and (13) in both directions are independent.**

For the prominence current domination in the considered magnetic system ($I/i < 1$), the prominence displacements in both vertical and horizontal directions are found to be stable (cf. van den Oord et al. 1998) when the prominence’s height h above the photosphere is less than the half-distance d between the photospheric current sources configuring the dip (see Fig. 4). In the case when the external currents dominate ($I/i > 1$), the prominence is stable only in the narrow regions of parameters, determined by conditions (10) and (14). These analytical findings are in accord with numerous observational results describing the prominence instability occurring when its height h reaches some critical value (see, e.g. Vršnak 2008).

Exact analytical dependences of the periods of the prominence oscillations upon the parameters of the system, derived in Eqs. (9) and (13), allow for seismological diagnostics of the current in the prominence. For example, taking a typical value of $P_{KR} \approx 20$ min (Kuperus & Raadu 1974) and fixing $h = 0.6d$, for the observed periods of the vertical transverse oscillations, $P_z \approx 80$ min (Bocchialini et al. 2011), the prominence current i with respect to the photospheric current I , according to Eq. (9), can be estimated as $I \approx 0.94i$. **With the use of the ratio I/i and the geometrical parameters of the model, h and d , one can estimate the coronal magnetic field at the prominence’s equilibrium position, caused by the external photospheric sources, I as $B/B_0 = (I/i)2h/\sqrt{d^2 + h^2}$, where B_0 is the magnetic field caused by the interaction of the prominence current i with the conductive photosphere, used in the KR model in the absence of external magnetic sources.** In addition, the developed model can also be used for numerical modelling of the excitation of prominence oscillations (e.g. Takahashi et al. 2015).

The proposed model developed within the line currents concept, has also a number of shortcomings. In fact, we neglect effects of the magnetic field curvature and the finite wave number of the perturbations in the direction along the current, that are important for, e.g. kink oscillations of coronal loops and prominence threads (e.g. Edwin & Roberts 1983; Joarder et al. 1997). They add the additional restoring force that may decrease the oscillation period. We also do not consider thermodynamical effects affecting the prominence development itself (e.g. Kuin & Martens 1982). **In addition, in our model the electric cur-**

rents are considered to be linear, i.e. a wire-like. However there may be important effects connected with the spatial distribution of the current in the plane of the oscillation. For example, in a more general model, a prominence could possibly be considered as a vertical current sheet. In that case parameters of the modes of oscillations may get some dependence on height, which may be relevant to the interpretation of the some observational finding (e.g., Hershaw et al. 2011). However, a further discussion of this issue would be out of scopes of this paper. Another important limitation of this study is that we consider only small-amplitude oscillations and do not account for the effects of large amplitudes that are observed (see, e.g. Tripathi et al. 2009). Accounting for these effects will be the aim of a further consideration.

Acknowledgements. This work was supported by the European Research Council under the project No. 321141 SeismoSun, the STFC consolidated grant ST/L000733/1, and the BK21 plus program of the National Research Foundation funded by the Ministry of Education of Korea.

References

- Anzer, U. 2009, *A&A*, 497, 521
- Arregui, I., Oliver, R., & Ballester, J. L. 2012, *Living Reviews in Solar Physics*, 9
- Asai, A., Ishii, T. T., Isobe, H., et al. 2012, *ApJ*, 745, L18
- Bashkirtsev, V. S. & Mashnich, G. P. 1993, *A&A*, 279, 610
- Bocchialini, K., Baudin, F., Koutchmy, S., Pouget, G., & Solomon, J. 2011, *A&A*, 533, A96
- Cargill, P. J., Chen, J., & Garren, D. A. 1994, *ApJ*, 423, 854
- Edwin, P. M. & Roberts, B. 1983, *Sol. Phys.*, 88, 179
- Filippov, B. 2016, *MNRAS*, 455, 1406
- Filippov, B. P., Gopalswamy, N., & Lozhechkin, A. V. 2001, *Sol. Phys.*, 203, 119
- Hershaw, J., Foullon, C., Nakariakov, V. M., & Verwichte, E. 2011, *A&A*, 531, A53
- Isobe, H. & Tripathi, D. 2006, *A&A*, 449, L17
- Joarder, P. S., Nakariakov, V. M., & Roberts, B. 1997, *Sol. Phys.*, 173, 81
- Joarder, P. S. & Roberts, B. 1993, *A&A*, 277, 225
- Kim, S., Nakariakov, V. M., & Cho, K.-S. 2014, *ApJ*, 797, L22
- Kippenhahn, R. & Schlüter, A. 1957, *ZAp*, 43, 36
- Kleczek, J. & Kuperus, M. 1969, *Sol. Phys.*, 6, 72
- Kuin, N. P. M. & Martens, P. C. H. 1982, *A&A*, 108, L1
- Kuperus, M. & Raadu, M. A. 1974, *A&A*, 31, 189
- Luna, M. & Karpen, J. 2012, *ApJ*, 750, L1
- Luna, M., Terradas, J., Khomenko, E., Collados, M., & de Vicente, A. 2016, *ApJ*, 817, 157
- Mashnich, G. P. & Bashkirtsev, V. S. 1990, *A&A*, 235, 428
- Molowny-Horas, R., Oliver, R., Ballester, J. L., & Baudin, F. 1997, *Sol. Phys.*, 172, 181
- Oliver, R. & Ballester, J. L. 2002, *Sol. Phys.*, 206, 45
- Oliver, R., Ballester, J. L., Hood, A. W., & Priest, E. R. 1993, *ApJ*, 409, 809
- Shen, Y., Ichimoto, K., Ishii, T. T., et al. 2014a, *ApJ*, 786, 151
- Shen, Y., Liu, Y. D., Chen, P. F., & Ichimoto, K. 2014b, *ApJ*, 795, 130
- Takahashi, T., Asai, A., & Shibata, K. 2015, *ApJ*, 801, 37
- Terradas, J., Soler, R., Díaz, A. J., Oliver, R., & Ballester, J. L. 2013, *ApJ*, 778, 49
- Tripathi, D., Isobe, H., & Jain, R. 2009, *Space Sci. Rev.*, 149, 283
- van den Oord, G. H. J., Schutgens, N. A. J., & Kuperus, M. 1998, *A&A*, 339, 225
- Vršnak, B. 2008, *Annales Geophysicae*, 26, 3089