

Original citation:

Goddard, C. R. and Nakariakov, V. M. (Valery M.). (2016) Dependence of kink oscillation damping on the amplitude. *Astronomy & Astrophysics* . ISSN 0004-6361 (In Press)

Permanent WRAP URL:

<http://wrap.warwick.ac.uk/78961>

Copyright and reuse:

The Warwick Research Archive Portal (WRAP) makes this work by researchers of the University of Warwick available open access under the following conditions. Copyright © and all moral rights to the version of the paper presented here belong to the individual author(s) and/or other copyright owners. To the extent reasonable and practicable the material made available in WRAP has been checked for eligibility before being made available.

Copies of full items can be used for personal research or study, educational, or not-for-profit purposes without prior permission or charge. Provided that the authors, title and full bibliographic details are credited, a hyperlink and/or URL is given for the original metadata page and the content is not changed in any way.

Publisher's statement:

"Reproduced with permission from *Astronomy & Astrophysics*, © ESO".

A note on versions:

The version presented here may differ from the published version or, version of record, if you wish to cite this item you are advised to consult the publisher's version. Please see the 'permanent WRAP URL' above for details on accessing the published version and note that access may require a subscription.

For more information, please contact the WRAP Team at: wrap@warwick.ac.uk

Dependence of kink oscillation damping on the amplitude

C. R. Goddard¹ and V. M. Nakariakov^{1,2,3}

¹ Centre for Fusion, Space and Astrophysics, Department of Physics, University of Warwick, CV4 7AL, UK, e-mail: c.r.goddard@warwick.ac.uk

² Astronomical Observatory at Pulkovo of the Russian Academy of Sciences, 196140 St Petersburg, Russia

³ School of Space Research, Kyung Hee University, 446-701 Yongin, Gyeonggi, Korea

Received April 2016 / Accepted 2016

ABSTRACT

Context. Kink oscillations of coronal loop are one of the most intensively studied oscillatory phenomena in the solar corona. In the large-amplitude rapidly damped regime these oscillations are observed to have a low quality-factor, with only a few cycles of oscillation detected before they are damped. The specific mechanism responsible for the rapid damping is commonly accepted to be associated with the linear coupling between collective kink oscillations and localised torsional oscillations, the phenomenon of resonant absorption of the kink mode. However, the role of finite amplitude effects is still not clear.

Aims. We investigated the empirical dependence of the kink oscillation damping time and its quality factor, defined as the ratio of the damping time to the oscillation period, on the oscillation amplitude.

Methods. We analysed decaying kink oscillation events detected previously with TRACE, SDO/AIA and STEREO/EUVI in the EUV 171Å band.

Results. We found that the ratio of the kink oscillation damping time to the oscillation period systematically decreases with the oscillation amplitude. The quality factor dependence on the oscillation displacement amplitude has been approximated by the power-law dependence with the exponent of $-1/2$, however we stress that this is a “by eye” estimate, and a more rigorous estimation of the scaling law requires more accurate measurements and increased statistics. We conclude that damping of kink oscillations of coronal loops depends on the oscillation amplitude, indicating the possible role of nonlinear mechanisms for damping.

Key words. Sun: corona - Sun: oscillations - methods: observational

1. Introduction

Kink oscillations of coronal loops, that are transverse displacements of the loops typically seen in the EUV band, are one of the most intensively studied oscillatory phenomena in the solar corona (e.g. Liu & Ofman 2014; Nakariakov et al. 2016, for recent comprehensive reviews). Typical oscillation periods are of several minutes (e.g. Zimovets & Nakariakov 2015; Goddard et al. 2016, for recent statistics). Kink oscillations are observed in two regimes, quickly damped, typically in a few cycles, and undamped (e.g. Nisticò et al. 2013). The damped oscillations are typically seen to have larger amplitudes, of several Mm, comparable to or exceeding the minor radii of the oscillating loops. Recently, it was shown that in the majority of cases kink oscillations are excited by low coronal eruptions that mechanically displace the loops from the equilibrium (Zimovets & Nakariakov 2015).

The rapid decay of kink oscillations has been explained in terms of linear coupling of the collective kink (fast magnetoacoustic) mode to torsional (shear) Alfvén waves in a narrow resonant layer where the phase speed of the kink wave matches the local Alfvén speed (e.g. Ruderman & Roberts 2002; Goossens et al. 2002) — the effect of resonant absorption of kink non-axisymmetric magnetohydrodynamic (MHD) oscillations in a transversely non-uniform plasma. In this mechanism, the energy of kink oscillations transfers to the unresolved torsional Alfvénic motions (e.g. Goossens et al. 2011). This mechanism has been shown to produce damping profiles and rates consistent with observational results (e.g. Verth et al. 2010; Pascoe et al. 2016).

The majority of theoretical studies of kink oscillations have been performed in the linear regime, and the finite amplitude effects were neglected in the governing MHD equations. Indeed, in kink oscillations the amplitudes of the perturbations of the magnetic field and density, as well as the speeds of the displacement are observed to be just a few percent of the equilibrium parameters and the Alfvén speed, respectively, justifying the linear nature of the oscillation. On the other hand, the displacement amplitude is comparable to the loop minor radius, suggesting that the assumption of the linearity of the observed kink oscillations might not be fully applicable to all oscillating loops. Moreover, the resultant shear Alfvén waves may become large amplitude because of their very narrow localisation at the resonant shell inside the oscillating loop, and their inability to spread across the field. Recently, however, consideration of the time-dependent evolution of this process has shown that the shear Alfvén waves are not exclusively confined to the hypothetical narrow resonant layer, but spread along the whole non-uniform layer because of phase mixing, gradually lowering their resulting amplitude (e.g. Soler & Terradas 2015). Nonlinearity may modify the efficiency of well-known damping mechanisms, or introduce additional sources of damping or dissipation. But, with the lack of direct observational evidence of nonlinear effects in the kink mode dynamics, theory of nonlinear kink oscillations has been addressed in several dedicated studies only.

In loops with the step-function transverse profile, i.e. with the boundaries being tangential discontinuities, the effect of resonant absorption does not occur, unless the magnetic field is twisted. In the straight magnetic field case analysis of weakly

nonlinear effects showed the possibility of resonant nonlinear coupling of the kink modes with the modes of different azimuthal symmetry, e.g. the sausage mode (e.g. Nakariakov & Oraevsky 1995); and the nonlinear modification of the resonant frequency that becomes dependent on the oscillation amplitude squared (Ruderman & Goossens 2014).

There have been several theoretical studies generalising the effect of resonant absorption in the nonlinear regime. For example, large amplitude kink waves can induce field-aligned plasma flows and density perturbations by the ponderomotive force, similar to the well-known nonlinear effect in linearly or elliptically polarised Alfvén waves (see Vasheghani Farahani et al. 2012, for a recent discussion). For example, Terradas & Ofman (2004) showed that this effect leads to the accumulation of mass at the loop top. The resulting redistribution of the matter in the oscillating loop would change the location of resonant layers, and hence the efficiency of wave damping. These induced flows are usually essentially sub-sonic and sub-Alfvénic, as they are proportional to the square of the relative amplitude of the mother kink waves. However, these induced flows are likely to be non-uniform in the transverse direction (e.g. Clack & Ballai 2009). It may cause various shear-flow instabilities that enhance locally the transport coefficients and hence the damping (e.g. Ofman & Davila 1995).

Ofman et al. (1994) showed that the Kelvin–Helmholtz instability (KHI) for torsional Alfvén waves, first described by Browning & Priest (1984) in the context of Alfvén phase mixing, can occur at the resonance layer of the oscillating loop, resulting in enhanced dissipation. Terradas et al. (2008) performed a high-resolution three-dimensional numerical study of nonlinear kink oscillations. They found that shear-flow instabilities develop and deform the boundary of the flux tube, and the evolution of the tube is very sensitive to the amplitude of the initial perturbation. They relate their results to the development of KHI. It was found that KHI can develop in timescales comparable to the kink oscillation period (Soler et al. 2010).

Ruderman et al. (2010) considered weakly-nonlinear kink waves in a tube filled in with an incompressible plasma, and concluded that nonlinearity accelerates the wave damping due to resonant absorption. On the other hand, works of Clack & Ballai (2009); Ballai & Ruderman (2011) demonstrated that the linear approach can give rather accurate results, with no need for using a mathematically more cumbersome nonlinear description. More recently Ruderman & Goossens (2014) studied nonlinear kink oscillations of coronal loops. The nonlinear correction to the oscillation frequency was calculated, which is proportional to the square of the amplitude, and it was again found that nonlinearity can strongly enhance resonant damping.

Thus, despite significant progress in the development of the nonlinear theory of kink oscillations, there is still no a clear picture of the quantitative effect of the finite amplitude on the behaviour and damping of these oscillations. Further progress in understanding the role of the nonlinearity and the exploitation of its seismological potential requires observational guidance. In this work we aim to establish empirically the relationship between the damping time and amplitude of kink oscillations. In Sec. 2 we describe the data used and the method of the analysis. In Sec. 3 we describe the results. Our findings are summarised and discussed in Sec. 4.

2. Observations and analysis

Our analysis is based on the observational results summarised in the catalogue created by Zimovets & Nakariakov (2015). The

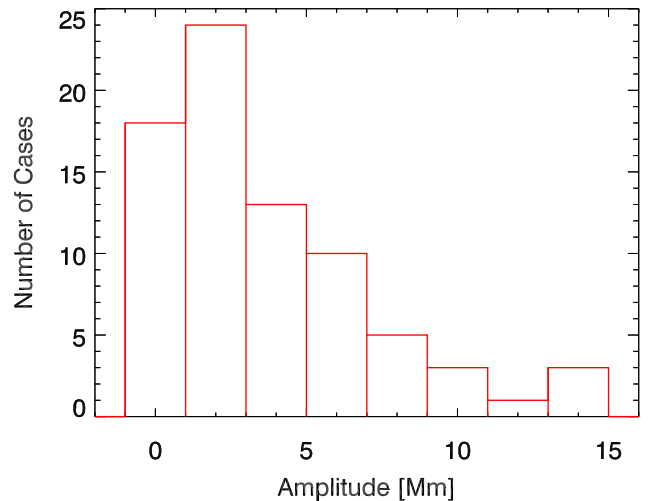


Fig. 1. Distribution of the measured apparent initial amplitude of kink oscillations of coronal loops, detected with SDO/AIA, TRACE and STEREO/EUVI. The bin size is 2 Mm.

decaying kink oscillations included in that catalogue were obtained using the 171Å channel of SDO/AIA. Parameters of the kink oscillations used in the present study are shown in Table A.1 of Goddard et al. (2016). This data was supplemented by the other previously published events detected with TRACE and STEREO/EUVI. The damping time, period and apparent (projected) amplitude of the oscillations were retrieved where possible. Some published detections had to be omitted as the amplitude of the oscillation was not reported, and could not be reliably estimated from the provided figures. These additional data are summarised in Table 1.

In all cases, the estimations of the oscillation parameters were made with the use of time–distance plots made for slits positioned across the local axis of the oscillating loop at the locations of the highest apparent amplitude. The initial displacement was defined as the difference between the initial loop position and the first maximum, and the initial amplitude was defined between the first maximum and minimum. The reported displacements and amplitudes are not absolute measurements due to the unknown angle between the line-of-sight (LoS) and the direction of the oscillatory displacement.

The kink oscillation periods reported in Goddard et al. (2016) were obtained by best fitting a sinusoid to the detrended oscillation and taking the best fitting period and its associated error. For oscillations which showed clear damping the exponential damping time and error were obtained by fitting the maxima of the absolute value of the detrended signal. Parts of the signal which appeared to have non-exponential damping envelopes were excluded from the fitting.

3. Results

Figure 1 shows the distribution of the observed apparent amplitudes of kink oscillations. This figure is a modification of Fig. 5 of Goddard et al. (2016), adding the results obtained for the events shown in Table 1. There appears to be no significant difference between these two figures, except less statistics, as only about half of the events discussed in Goddard et al. (2016) are used in this work. Also, in the current figure the highest ampli-

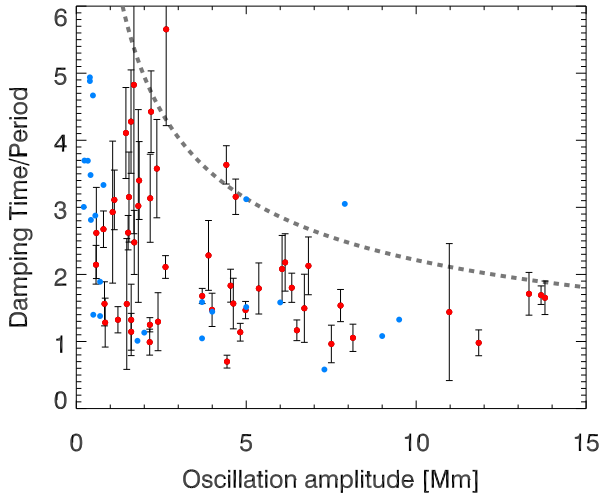
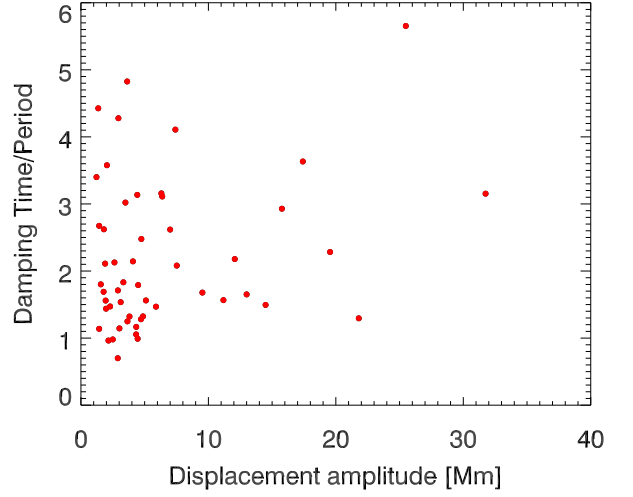
Table 1. Damping times, periods and apparent amplitudes of kink oscillations of coronal loops.

| Ref (#) | Damping time (s) | Period (s) | Amplitude (Mm) |
|---------|------------------|------------|----------------|
| 1 | 870 | 261 | 0.8 |
| 1 | 300 | 265 | 2 |
| 1 | 500 | 316 | 6 |
| 1 | 400 | 277 | 4 |
| 1 | 849 | 272 | 5 |
| 1 | 600 | 435 | 0.7 |
| 1 | 200 | 143 | 0.5 |
| 1 | 800 | 423 | 0.7 |
| 1 | 200 | 185 | 9 |
| 1 | 400 | 396 | 1.8 |
| 2 | 714 | 234 | 7.9 |
| 3 | 920 | 249 | 0.34 |
| 3 | 1260 | 448 | 0.43 |
| 3 | 1830 | 392 | 0.49 |
| 3 | 1330 | 382 | 0.42 |
| 3 | 1030 | 358 | 0.56 |
| 3 | 980 | 326 | 0.22 |
| 3 | 1320 | 357 | 0.24 |
| 4 | 2129 | 436 | 0.4 |
| 4 | 1200 | 243 | 0.4 |
| 5 | 521 | 895 | 7.3 |
| 5 | 473 | 452 | 3.7 |
| 6 | 1000 | 630 | 3.7 |
| 7 | 3660 | 2418 | 5 |
| 8 | 500 | 377 | 9.5 |

Notes.

The data listed have been previously detected using TRACE and STEREO/EUVI. The first column indicates the publication the results are taken from:

- 1: Aschwanden et al. (2002), 2: Wang & Solanki (2004),
 3: Verwichte et al. (2004), 4: Van Doorselaere et al. (2007),
 5: De Moortel & Brady (2007), 6: Verwichte et al. (2009),
 7: Verwichte et al. (2010), 8: Mrozek (2011).


Fig. 2. The quality factor of kink oscillations of coronal loops, determined as the ratio of damping time to the oscillation period, plotted against the apparent oscillation amplitude. The red points are taken from Goddard et al. (2016). The blue points correspond to those listed in Table 1. The grey line shows the scaling of the quality factor with the maximum apparent (actual) amplitude.

Fig. 3. The quality factor of kink oscillations of coronal loops (the ratio of damping time to period) plotted against the apparent amplitude of the initial displacement that excited the oscillation. The data is taken from Goddard et al. (2016).

tude tail is absent, as in that part of the distribution the oscillations do not have enough cycles to measure damping.

In Figure 2 the quality factor of the kink oscillations, defined as the ratio of the damping time to the period, is plotted against the apparent amplitude of the oscillatory displacement. A negative dependence between the two parameters is evident, with Spearman’s and Pearson’s correlation coefficients of -0.44 and -0.42 , respectively. These have p -values of 6×10^{-5} and 5×10^{-5} , respectively. It is clear that larger amplitudes correspond to systematically smaller quality factors of the oscillations. The dependence has a “triangular” shape on the quality factor – apparent amplitude plane. For lower apparent amplitudes, up to 3–4 Mm, the quality factor ranges from 1 to 5, while for higher amplitudes the range of the measured quality-factors decreases to from 1 to 2. Unfortunately, different methods of the data analysis applied in different studies summarised in Table 1 make it difficult to estimate the error bars of those measurements (blue points in Fig. 2).

The upper boundary of the data cloud in Fig. 2 can be approximated by the expression

$$q \approx 7 \times A[\text{Mm}]^{-1/2}, \quad (1)$$

where q is the quality factor and A is the kink oscillation amplitude. In the lack of a large number of observations this best-fitting curve was made “by eye”, and should be considered as a first attempt to quantify this scaling only. A fit to the main body of the data was not considered to be significant as this is affected by the suppression of the amplitudes by the unknown LoS angle, discussed further in Sec. 4.

In Figure 3 the quality factor of the oscillations is plotted against the apparent amplitude of the initial displacement that excited the oscillation. In contrast to Figure 2 no correlation is seen, despite the weak correlation between the amplitude and displacement reported in Goddard et al. (2016). This indicates that it is the amplitude of the oscillation itself, rather than amplitude of the initial displacement, which affects the quality factor, and therefore the damping, of the oscillations.

4. Discussion and conclusions

The triangular shape of the data cloud on the quality factor – apparent amplitude plane has a simple interpretation. The apparent amplitude is proportional to the actual amplitude reduced by the angle between the LoS and the direction of the oscillatory displacement. Thus, if one observes several kink oscillations of the same displacement amplitude, but randomly distributed with respect to the LoS angle, the apparent amplitudes would range from zero (or the detection threshold determined e.g. by the pixel size), for those oscillations that oscillated along the LoS, to the actual amplitude, for the oscillations displacing the loop in the plane-of-the-sky. In other words, for a given value of the quality factor, the apparent amplitudes of kink oscillations measured with randomly distributed LoS angles are distributed in a horizontal stripe in the quality factor – apparent amplitude plane, from zero to the actual amplitude. Fig. 2 shows that for larger quality factors the highest apparent amplitudes are systematically lower. Thus, the triangular shape of the data cloud clearly demonstrates the decrease in the quality factor with the amplitude. The quality factor dependence on the oscillation displacement amplitude has been approximated by the power-law dependence with the exponent of $-1/2$, however we stress that this is a “by eye” estimate, and a more rigorous estimation of the scaling law requires more accurate measurements and increased statistics. The physical mechanism responsible for this dependence, and consistent with this constraint, needs to be revealed.

The same reasoning is applicable to the dependence of the quality factor on the apparent initial displacement amplitude. This dependence is more scattered than of the quality factor, making it difficult to establish a relationship between the quality factor and the initial displacement. Thus, we conclude that our data do not allow us to determine any scaling of these two parameters of kink oscillations. We should stress that the initial displacement and the oscillation amplitude of kink oscillations are different parameters, as after the initial displacement the loop can oscillate around a new equilibrium (Zimovets & Nakariakov 2015). The difference between the initial displacement and the observed amplitude could also be attributed to the excitation of leaky modes and higher harmonics, which was numerically found by Terradas et al. (2007) who considered the excitation of kink oscillations by a magnetic pressure pulse.

Thus, the main finding of this work is the demonstration of the dependence of the kink oscillation quality factor on the oscillation amplitude. This result indicates that the damping mechanism depends upon the amplitude and hence is nonlinear. The dependence seems to be smooth, with the gradual decrease in the quality factor with the amplitude, and does not have a clear break that would indicate the presence of a threshold typical for shear-flow instabilities, e.g. KHI. However, the lack of the break may be attributed to the insufficient statistics, and the use of a larger set of oscillatory events could change this conclusion.

Acknowledgements. The work was supported by the European Research Council under the SeismoSun Research Project No. 321141 (CRG, VMN), the STFC consolidated grant ST/L000733/1, and the BK21 plus program of the National Research Foundation funded by the Ministry of Education of Korea.

References

Aschwanden, M. J., de Pontieu, B., Schrijver, C. J., & Title, A. M. 2002, *Sol. Phys.*, 206, 99
 Ballai, I. & Ruderman, M. S. 2011, *Space Sci. Rev.*, 158, 421
 Browning, P. K. & Priest, E. R. 1984, *A&A*, 131, 283
 Clack, C. T. M. & Ballai, I. 2009, *Physics of Plasmas*, 16, 072115
 De Moortel, I. & Brady, C. S. 2007, *ApJ*, 664, 1210

Goddard, C. R., Nisticò, G., Nakariakov, V. M., & Zimovets, I. V. 2016, *A&A*, 585, A137
 Goossens, M., Andries, J., & Aschwanden, M. J. 2002, *A&A*, 394, L39
 Goossens, M., Erdélyi, R., & Ruderman, M. S. 2011, *Space Sci. Rev.*, 158, 289
 Liu, W. & Ofman, L. 2014, *Sol. Phys.*, 289, 3233
 Mrozek, T. 2011, *Sol. Phys.*, 270, 191
 Nakariakov, V. M. & Oraevsky, V. N. 1995, *Sol. Phys.*, 160, 289
 Nakariakov, V. M., Pilipenko, V., Heilig, B., et al. 2016, *Space Sci. Rev.*
 Nisticò, G., Nakariakov, V. M., & Verwichte, E. 2013, *A&A*, 552, A57
 Ofman, L. & Davila, J. M. 1995, *J. Geophys. Res.*, 100, 23427
 Ofman, L., Davila, J. M., & Steinolfson, R. S. 1994, *Geophys. Res. Lett.*, 21, 2259
 Pascoe, D. J., Goddard, C. R., Nisticò, G., Anfinogenov, S., & Nakariakov, V. M. 2016, *A&A*, 585, L6
 Ruderman, M. S. & Goossens, M. 2014, *Sol. Phys.*, 289, 1999
 Ruderman, M. S., Goossens, M., & Andries, J. 2010, *Physics of Plasmas*, 17, 082108
 Ruderman, M. S. & Roberts, B. 2002, *ApJ*, 577, 475
 Soler, R. & Terradas, J. 2015, *ApJ*, 803, 43
 Soler, R., Terradas, J., Oliver, R., Ballester, J. L., & Goossens, M. 2010, *ApJ*, 712, 875
 Terradas, J., Andries, J., & Goossens, M. 2007, *A&A*, 469, 1135
 Terradas, J., Andries, J., Goossens, M., et al. 2008, *ApJ*, 687, L115
 Terradas, J. & Ofman, L. 2004, *ApJ*, 610, 523
 Van Doorselaere, T., Nakariakov, V. M., & Verwichte, E. 2007, *A&A*, 473, 959
 Vasheghani Farahani, S., Nakariakov, V. M., Verwichte, E., & Van Doorselaere, T. 2012, *A&A*, 544, A127
 Verth, G., Terradas, J., & Goossens, M. 2010, *ApJ*, 718, L102
 Verwichte, E., Aschwanden, M. J., Van Doorselaere, T., Foullon, C., & Nakariakov, V. M. 2009, *ApJ*, 698, 397
 Verwichte, E., Foullon, C., & Van Doorselaere, T. 2010, *ApJ*, 717, 458
 Verwichte, E., Nakariakov, V. M., Ofman, L., & Deluca, E. E. 2004, *Sol. Phys.*, 223, 77
 Wang, T. J. & Solanki, S. K. 2004, *A&A*, 421, L33
 Zimovets, I. V. & Nakariakov, V. M. 2015, *A&A*, 577, A4