

**Original citation:**

Tao, Lei, Mantovani, Giuseppe, Lecolley, Francois and Haddleton, David M.. (2004)  $\alpha$ -aldehyde terminally functional methacrylic polymers from living radical polymerization : application in protein conjugation "pegylation". Journal of the American Chemical Society, 126 (41). pp. 13220-13221.

**Permanent WRAP URL:**

<http://wrap.warwick.ac.uk/81146>

**Copyright and reuse:**

The Warwick Research Archive Portal (WRAP) makes this work by researchers of the University of Warwick available open access under the following conditions. Copyright © and all moral rights to the version of the paper presented here belong to the individual author(s) and/or other copyright owners. To the extent reasonable and practicable the material made available in WRAP has been checked for eligibility before being made available.

Copies of full items can be used for personal research or study, educational, or not-for profit purposes without prior permission or charge. Provided that the authors, title and full bibliographic details are credited, a hyperlink and/or URL is given for the original metadata page and the content is not changed in any way.

**Publisher's statement:**

This document is the Accepted Manuscript version of a Published Work that appeared in final form in Journal of the American Chemical Society, copyright © American Chemical Society after peer review and technical editing by the publisher.

To access the final edited and published work see <http://dx.doi.org/10.1021/ja0456454>

**A note on versions:**

The version presented here may differ from the published version or, version of record, if you wish to cite this item you are advised to consult the publisher's version. Please see the 'permanent WRAP url' above for details on accessing the published version and note that access may require a subscription.

For more information, please contact the WRAP Team at: [wrap@warwick.ac.uk](mailto:wrap@warwick.ac.uk)

# $\alpha$ -Aldehyde-terminally functional methacrylic polymers from living radical polymerization: Application in protein conjugation “pegylation”.

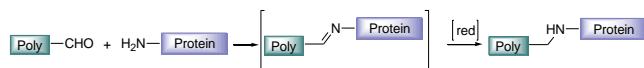
Lei Tao, Giuseppe Mantovani, Francois Lecolley, David M. Haddleton\*

Department of Chemistry, The University of Warwick, Coventry, UK.  
D.M.Haddleton@warwick.ac.uk

RECEIVED DATE (will be automatically inserted after manuscript is accepted)

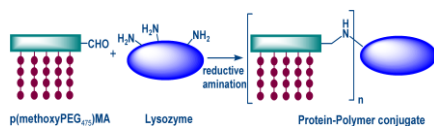
Application of proteins and peptides as human therapeutics is expanding rapidly as drug discovery molecules emerge from -omics research programmes. Accompanying the discovery of novel peptides and proteins a better understanding of the mechanism of action *in vivo* is emerging.<sup>1,2</sup>

Unfortunately, many peptide-based molecules have properties that are not always conducive to oral delivery and therefore must be injected at great cost and inconvenience to patients. The oral route of administration of these substances remains unavailable because they are generally destroyed by the digestive system, while injected proteins can be removed from the body by proteolytic digestion or rapid renal excretion.<sup>2</sup> Many biological properties of polypeptides-based drugs, such as plasma half-lives, stability, and therapeutic potency can be substantially improved by reaction of the latter with appropriate chain-end functionalized poly(ethylene glycol) (PEG), “pegylation”.<sup>1-5</sup> In some cases, the PEG chains can also be predictably detached *in vivo* from the conjugate, introducing the benefits of controlled release of native protein therapeutics.<sup>6</sup>  $\alpha$ -Aldehyde-terminally functional polyethylene glycol have been termed “second generation” pegylation agents. This class of derivatives has been developed in order to circumvent problems often related to pegylation chemistry, such as low purity of the reagents, side reactions and poor selectivity in substitution can lead to single site attachment at the terminal amine under appropriate reaction conditions.<sup>1</sup>



**Scheme 1.** Conjugation of  $\alpha$ -aldehyde-functional polymer with proteins

Conjugation reactions occur via a reductive amination pathway, in which an imino linkage is formed prior to reduction *in situ* to a stable secondary amine with basicity comparable to that of the parent primary amine (Scheme 1).<sup>7</sup> This a very important parameter, especially when the amino positive charge is

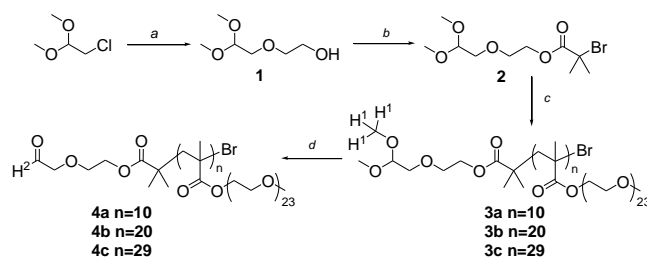


**Scheme 2.** Multi-site conjugation of polymer and lysozyme

critical for the retention of biological activity.<sup>4,8</sup>

Although the chemistry of peptide-polymer conjugation has been widely developed, few examples of use of polymers other than PEG have been reported thus far.<sup>9,10</sup> In this present work we have explored the use of new  $\alpha$ -aldehyde-functional

poly(methoxyPEG)methacrylates obtained via Cu(I) mediated living radical polymerization and application of these materials in conjugation reactions with a model protein, lysozyme (Scheme 2).<sup>11</sup> It is noted that graft polymers of poly(methoxyPEG)methacrylates have been previously investigated as components of oral drug delivery copolymers.<sup>12</sup> Living radical polymerization (LRP) is a route to polymer architectures unavailable by other synthetic techniques, allowing many functional monomers to be incorporated into macromolecules with designed architecture and function.<sup>13</sup> The possibility to obtain polymers with a narrow molecular weight distribution is also a crucial parameter as polydisperse polymers reflect in polydispersity of the target polypeptide-polymer conjugate.<sup>4</sup> An acetal initiator has been previously used for living anionic ring opening polymerization of ethylene oxide to give aldehyde functional polymers<sup>14</sup>; it is noted that living radical polymerization is extremely diverse in the number of potential monomers in addition to being robust towards protic groups in the system.<sup>13</sup> Our synthetic strategy is summarized in Scheme 3. In the first step an  $\alpha$ -functional polymer was obtained with LRP using methoxyPEG(1100)methacrylate monomer and initiator **2**. Subsequently the resulting polymer was conjugated with lysozyme.

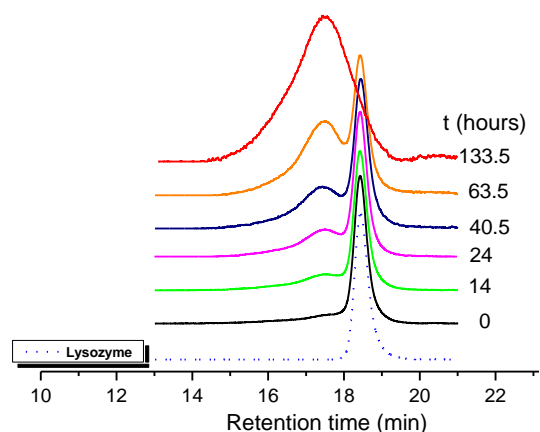


**Scheme 3.** Reagents and conditions: (a) Ethylene glycol, KOH, 115 °C (b) 2-bromo isobutyryl bromide, Et<sub>3</sub>N, 0 °C; (c) Cu(I)X (X=Cl, Br)/N-(Ethyl)-2 pyridylmethanimine, methoxyPEG(1100)methacrylate, toluene; T = 80 °C (X = Cl) or T = 50 °C (X = Br), (d) CF<sub>3</sub>COOH/H<sub>2</sub>O 1:1, rt.

Initiator **2** was obtained by treatment of the commercially available 2-chloro-1,1-dimethoxy-ethane with ethylene glycol under basic conditions, followed by acylation with 2-bromo isobutyryl bromide. Polymerization of (PEG<sub>1100</sub>-methyl ether)methacrylate in the presence of Cu(I)Cl and an iminopyridine ligand<sup>15</sup> furnished the intermediate **3a**. The product was isolated from the relatively high mass monomer (1100 g mol<sup>-1</sup>) by ultrafiltration and subsequent freeze-drying. The polymer was subsequently deprotected with TFA/water to give the  $\alpha$ -aldehyde-terminally functional polymer **4a**. The reaction was monitored by <sup>1</sup>H NMR with H<sup>1</sup> and H<sup>2</sup> visible at 3.38 and 9.72 ppm respectively (Scheme 3). The molecular weight distribution of the polymer before ( $M_n = 11\ 000$ , PDI =

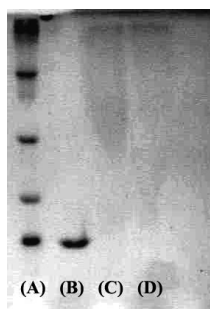
1.14) and following end group hydrolysis ( $M_n = 11\,000$ ,  $PDI = 1.16$ ) confirmed that no backbone hydrolysis occurred during this deprotection. Two further  $\alpha$ -aldehyde-terminally functional polymers were synthesized with  $M_n = 22\,000$  ( $PDI = 1.09$ ), **3b/4b** and  $32\,000$  ( $PDI = 1.11$ )  $\text{g mol}^{-1}$  **3c/4c** respectively. In these reactions Cu(I)Br was used in place of Cu(I)Cl resulting in a faster polymerisation with the reaction temperature set higher accordingly (see supplementary information). In all of the polymerization reactions the kinetics showed a linear dependence with respect to the monomer concentration and the polymers all had a narrow molecular weight distribution (PDI ranging from 1.09 to 1.15), consistent with living polymerisation. Thus this approach enables the synthesis of  $\alpha$ -aldehyde-terminally functional polymers with predictable  $M_n$  and narrow PDI.

The polymers were screened for their reactivity towards protein conjugation with lysozyme as a model substrate. Conjugation reactions were carried out at pH 5 and 6 using an excess of polymer with NaCNBH<sub>3</sub> as an in situ reducing agent. The reactions were followed by size-exclusion (SEC)-HPLC and showed a similar trend for all of the three polymers, with the signal from free lysozyme decreasing with time and a new peak corresponding to the conjugates increasing (Figure 1). It is noted that the free polymer gives only a weak signal at  $\lambda = 225$  nm.



**Figure 1.** SEC-HPLC analysis of the reaction mixture obtained in the conjugation reaction of polymer **4a** with lysozyme.

Conjugation occurred faster at pH 5 than at pH 6 ascribed to the fact that at lower pH the formation of the imino linkage between the polymer and the protein may be favored. SDS-PAGE analysis of the conjugates confirmed the disappearance of the lysozyme starting material and the appearance of high molecular weight conjugates<sup>16</sup> (Figure 2). Lysozyme has seven free amino groups from lysine residues and the terminal group with the electrophoresis indicating multi site attachment.



**Figure 2.** SDS-PAGE for the conjugation of lysozyme with **4a**. (A) Protein standards, (B) Lysozyme, (C) Protein – polymer bioconjugate (reaction at pH 5), Protein – polymer bioconjugate (reaction at pH 6).

This makes it an ideal candidate as a model protein, however, it is noted that pegylation with even a single 12 kDa linear polymer has been previously shown to eliminate lysozyme activity.<sup>6b</sup>

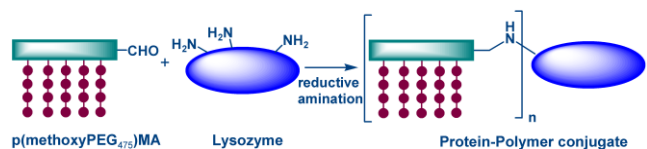
In summary, we have described the synthesis of new  $\alpha$ -aldehyde-terminated poly(methoxyPEG)methacrylates obtained via Cu(I) mediated living radical polymerization, and their application for the conjugation of proteins using lysozyme as a model. Living radical polymerization with a functional initiator leads to pure monofunctionalized products with absence of difunctional impurities which can lead to unwanted proteins cross-linking. This method appears to be very general and may be extended to many proteins and most of the monomers amenable to metal-catalyzed living radical polymerization. Future work will focus on investigation of proteins where biological activity is expected to be retained following conjugation.

**ACKNOWLEDGMENT** We would like to thank the POLYCAT EC RTN network (HPRN-CT-2000-00010) and the University of Warwick (L. T. and F. L.) for funding this work and Dr's A Jarvis, A J Carmichael and A G Steward of Warwick Effect Polymers for helpful discussions.

**Supporting Information Available:** Synthesis and characterization of initiators, polymerization procedure, kinetic plots and conjugation conditions (PDF). This material is available free of charge via the Internet at <http://pubs.acs.org>.

## References

- (1) a) Harris, J. M.; Chess, R. B. *Nat. Rev. Drug Disc.* **2003**, *2*, 214-221. b) Roberts, M. J.; Bentley, M. D.; Harris, J. M. *Adv. Drug Del. Rev.*, **2002**, *54(4)*, 459-476.
- (2) Veronese, F. M.; Harris, J. M. *Adv. Drug Del. Rev.*, **2002**, *54(4)*, 453-456.
- (3) Abuchowski, A.; McCoy, J. R.; Palczuk, N. C.; van Es, T.; Davis, F. F. *J Biol. Chem.*, **1977**, *252(11)*, 3578-81.
- (4) Veronese, F. M. *Biomaterials*, **2001**, *22(5)*, 405-417.
- (5) a) Yamamoto, Y.; Tsutsumi, Y.; Yoshioka, Y.; Nishibata, T.; Kobayashi, K.; Okamoto, T.; Mukai, Y.; Shimizu, T.; Nakagawa, S.; Nagata, S.; Mayumi, T. *Nat Biotech.*, **2003**, *21*, 546-552. b) Kinstler, O.; Molineux, G.; Treuheit, M.; Ladd, D.; Gegg, C. *Adv. Drug Del. Rev.* **2002**, *54*, 477-485. c) Thanou, M.; Duncan, R. – *Curr. Opin. Investig. Drugs*, **2003**, *4(6)*, 701-709.
- (6) a) German, A. J.; Kalindjian, S. B. *FEBS Lett* **1987**, *223*, 361-365. b) Greenwald, R. B.; Yang, K.; Zhao, H.; Conover, C. D.; Lee, S.; Filipula, D. *Bioconj. Chem.* **2003**, *14*, 395-403
- (7) Bentley, M. D.; Roberts, M. J.; Harris, J. M. *J. Pharm. Sci.* **1998**, *87(11)*, 1446-1449.
- (8) Mopurgo, M.; Monfardini, C.; Hofland, L. J.; Segi, M.; Orsolini, P.; Dumont, J. M.; Veronese, F. M. *Bioconj. Chem.* **2002**, *13*, 1238-1243.
- (9) a) Caliceti, P.; Schiavon, O.; Mopurgo, M.; Veronese, F. M.; Sartore, L.; Ranucci, E.; Ferruti, P. *J Bioc. Compat. Polym.* **1995**, *10*, 103-120. b) Ranucci, E.; Spagnoli, G.; Sartore, L.; Ferruti, P.; Caliceti, P.; Schiavon, O.; Veronese, F. M. *Macromol. Chem. Phys.* **1994**, *195*, 3469-3479.
- (10) a) Hannink, J. M.; Cornelissen, J. J. L. M.; Farrera, J. A.; Foubert, P.; De Schryver, F. C.; Sommerdijk, N. A. J. M.; Nolte, R. J. M. *Angew. Chem., Int. Ed. Engl.*, **2001**, *40*, 4732. b) Shimoboji, T.; Ding, Z.; Stayton, P. S.; Hoffman, A. S.; *Bioconj. Chem.*, **2001**, *12(2)*, 314-319. c) Bulmus, V.; Ding, Z.; Long, C. J.; Stayton, P. S.; Hoffman, A. S. *Bioconj. Chem.*, **2000**, *11(1)*, 78-83.
- (11) Peptide-polymer hybrid materials have been prepared by living polymerization starting from peptide-based initiators: a) Mei, Y.; Beers, K. L.; Byrd H. C. M.; VanderHart, D. L.; Washburn, N. R. *J. Am. Chem. Soc.* **2004**, *126(11)*, 3472-3476. b) M. L. Becker, J. Liu and K. L. Wooley, *Chem. Commun.*, **2003**, 180-181.
- (12) Donini, C.; Robinson, D. N.; Colombo, P.; Giordano, F.; Peppas, N. A. *Int. J. Pharm.* **2002**, *245*, 83-91
- (13) a) Kamigaito, M.; Ando, T.; Sawamoto, M. *Chem. Rev.*, **2001**, *101(12)*, 3689-3745. b) Matyjaszewski, K.; Xia, J. *Chem. Rev.*, **2001**, *101(9)*, 2921-2990.
- (14) Nagasaki, Y.; Okada, T.; Scholz, C.; Iijima, M.; Kato, M.; Kataoka, K. *Macromolecules*, **1998**, *31*, 1473-1479.
- (15) Haddleton, D. M.; Clark, A. J.; Crossman, M. C.; Duncalf, D. J.; Heming, A. M.; Morsley, S. R.; Shooter, A. J. *Chem. Commun.* **1997**, *13*, 1173-1174.
- (16) Glocker, M. O.; Borchers, C.; Fiedler, W.; Suckau, D.; Przybylski, M. *Bioconj. Chem.*, **1994**, *5*, 583-590.



ABSTRACT FOR WEB PUBLICATION (Word Style "BD\_Abstract"). Authors are required to submit a concise, self-contained, one-paragraph abstract for Web publication.

Application of proteins and peptides as human therapeutics is expanding rapidly as drug discovery become more prevalent. Conjugation of polymers to proteins can circumvent many problems and pegylation of proteins is now emerging as acceptable practice. This paper describes the synthesis of  $\alpha$ -aldehyde-terminated poly(methoxyPEG)methacrylates from Cu(I) mediated living radical polymerization ( $M_n = 11\ 000, 22\ 000$  and  $32\ 000$ ;  $PDI < 1.15$ ), and their efficient conjugation to lysozyme, as a model protein. This offers an attractive and flexible alternative to linear poly(ethylene glycol) opening up the possibility of using the full power of living radical polymerization.

---