

Choosing Lobbying Sides: The General Data Protection Regulation of the EU

Ece Özlem Atikcan, Ph.D. & Adam William Chalmers, Ph.D.¹

- Ece Özlem Atikcan is an Assistant Professor at the University of Warwick, Department of Politics and International Studies.
- Adam William Chalmers is a Lecturer of European Political Economy at King's College London, Department of European and International Studies.

Contact Details

Department of Politics and International Studies
Social Sciences Building, University of Warwick
Coventry CV4 7AL
United Kingdom

Department of European & International Studies
King's College London
Virginia Woolf Building, 22 Kingsway
London WC2B 6LE

Email:

o.atikcan@warwick.ac.uk
adam.chalmers@kcl.ac.uk

Abstract

Despite the impressive amount of empirical research on lobbying, a fundamental question remains overlooked. How do interest groups choose to lobby different sides of an issue? We argue that how groups choose sides is a function of firm-level economic activity. By studying a highly salient regulatory issue, the EU's General Data Protection Regulation, and using a novel dataset of lobbying, we reveal that a group's main economic sector matters most. Firms operating in finance and retail face unique costs and are incentivized to lobby against the GDPR. However, these groups are outgunned by a large, heterogeneous group of firms with superior lobbying firepower on the other side of the issue.

Key words

Data protection, European Union, financial industry groups, interest groups, lobbying

Acknowledgements

An earlier version of this article was presented at the 2015 ECPR conference in Montreal, the 2015 APSA conference in San Francisco, and the 2016 SGEU conference in Trento, Italy. We would like to thank discussants and panel participants at all three conferences for their helpful suggestions.

¹ The authors are listed in alphabetical order.

A central concern of interest group scholars is the question of how interest groups align on different sides of a lobbying battle. Specifically, are interest group mobilization patterns skewed or biased toward one set of interests and not another? This question, while relevant in various lobbying systems,ⁱ is particularly salient in the case of the European Union (EU). EU interest group scholars have long characterized the EU lobbying system in terms of *elite pluralism*, where business interests are systematically advantaged over citizen groups and NGOs (Mazey and Richardson 1997; Streeck and Schmitter 1991; for a competing view see Eising 2007). Indeed, empirical surveys of the EU interest group population consistently show how business interests are better represented in Brussels than their not-for-profit counterparts (Berkhout et al. 2015; Berkhout and Lowery 2008; Broscheid and Coen 2007; Messer, Berkhout, and Lowery 2010; Rasmussen and Carroll 2014; Wonka et al. 2010). Rather than being fair and equal, ‘one of the most consistent findings in interest group research’ is that interests are rarely, if ever, aligned evenly on different sides of an issue and that lobbying patterns in the EU tend to be highly skewed (Berkhout et al. 2015, 12).

The issue of skewed alignment has given rise to an impressive amount of empirical research. Scholars take up the fundamental task of mapping out the EU lobbying footprint by attempting to establish the population of interest groups active in Brussels (Berkhout and Lowery 2008; Greenwood 1997; Kohler-Koch 1997; Wonka et al. 2010). Others, assessing a host of structural and actor-level variables, examine when and why interest groups mobilize as well as how ‘diverse’ (i.e., how many different types of groups mobilize) this set of actors tends to be (Berkhout and Lowery 2008; Broscheid and Coen 2007; Chalmers 2015; Messer, Berkhout, and Lowery 2010; Rasmussen and Carroll 2014). Scholars have also linked alignment patterns to interest group success in lobbying, showing how success is a function of the aggregate resources (e.g., finances, personnel, information, and expertise) of interest groups aligned on competing sides of an issue (Baumgartner et al. 2009; Klüver 2013). Finally, a recent contribution by a group of leading interest group scholars examines the question of alignment from the

perspective of what an ‘unbiased’ lobbying system would look like in an *ideal* interest group system (Lowery et al. 2015).

There is thus no paucity of research on the question of alignment. The existing scholarship is impressive and has led to some cumulative findings about the EU lobbying system. Nevertheless, we argue that one *fundamental* question still tends to be overlooked. Specifically, what factors determine lobbying sides in the first place? Where scholars have sought to map out and explain mobilization patterns, they have occluded the alignment of groups on different sides of an issue. And where scholars have painstakingly coded group alignment on different sides of an issue, these data are used as independent variables explaining some other phenomenon (e.g., group success). The main contribution of this analysis is that we take alignment patterns (understood in terms of lobbying sides, or how groups align either in support of a policy or in opposition to it) as our dependent variable. Our central goal is to discern the factors that explain alignment patterns assessed at the level of the individual interest group and examined with regard to a specific EU policy proposal.

The one study, to our knowledge, that does take alignment patterns as a dependent variable, Bunea (2015), explains alignment in terms of *formal coordination* amongst interest groups via their membership in national and European associations. While presenting a compelling argument, one shortcoming of this study, and something that we seek to address here, is its perfunctory treatment of factors explaining alignment that are unrelated to explicit coordination. This includes how alignment results from interest groups sharing similarities in terms of group organization structure or type. While these factors are included as part of our analysis, we advance on Bunea (2015) by explaining interest group alignment not only in terms of *what groups are* (e.g., group type) but also in terms of *what groups do* (e.g., their activity across different economic sectors). Importantly, and as we discuss in greater detail below, we find that what interest groups do tends to matter considerably more than what groups are.

Our analysis of alignment begins with the observation that policy context matters. Each lobbying battle is over a set of specific issues that, in turn, impact lobbying behaviour, lobbying

strategies, the extent of group influence, and more importantly patterns of interest group alignment (Klüver, Braun, and Beyers 2015).ⁱⁱ To hold the policy context constant we have opted to narrow the empirical focus of this analysis to lobbying on one specific, highly salient, and recent EU regulatory issue: namely, the proposed General Data Protection Regulation (GDPR). Aimed at shoring up critical weaknesses in the existing 1995 Data Protection Directive – like suspending the current EU-U.S. Safe Harbour Agreement that allows American companies to handle European citizens’ data *without* using the EU’s stringent data protection rules – the proposed regulation ‘has been one of the most lobbied pieces of European legislation in European Union history’ (Long, 2014: 1).ⁱⁱⁱ Indeed, there is widespread conjecture that the GDPR has been subject to excessive and undue lobbying pressure levelled at weakening the new regulation and, in particular, shaping it in the interests of a small number of very powerful private-sector firms (see Anonymous, 2013, p. 180). A high profile scandal in 2012 is a case in point: several Members of the European Parliament were caught ‘copying-and-pasting’ industry policy requests directly into legislative amendments for the GDPR (for an overview see Clark, 2013). The scandal captured news headlines, and highlighted the lobbying power exerted by U.S. Internet and retail giants, like Amazon and eBay.

This article seeks to explain interest groups’ preference alignment for the GDPR, either lobbying for or against it. Our main argument is that interest group preference alignment is a function of industry-specific costs related to regulatory change. Generally speaking, there is a surprising paucity of research seeking to explain interest group preferences. (Newman 2010, 1289). The work that does exist tends to focus on national institutional contexts (where groups operate) and interest groups’ permanent characteristics, whether business associations or NGOs (what groups are). While presenting a compelling picture, we argue that these explanations only take us so far in understanding how groups align on different sides of a lobbying battle, expressing support or opposition for some new proposal. In addition to ‘where groups operate’ and ‘what groups are’, we argue that preferences are a function of ‘what groups do’. In specific terms, support for or opposition to a new legislative proposal is related to the

immediate costs that regulatory change imposes on a specific industry. Industries that anticipate immediate cost increases will lobby to oppose change or will lobby in favour of retaining the status quo, while industries that anticipate costs decreases or no increases will lobby to support change. Our argument, while straightforward, marks an important advance on existing work. First, we suggest that industry costs are not country specific, but rather have a transnational character. While country institutions may moderate preferences, industry actors express preferences that are not circumscribed by state boundaries. Second, explanations that rely on permanent interest group characteristics to explain group preferences, making a key distinction between business and NGOs, occlude important intra-business differences. Our explanation takes these differences seriously, focusing on the different 'costs' that specific industries face in light of regulatory change.

The basis of our analysis is a novel dataset derived from interest group lobbying on the European Commission's GDPR consultations. This consists of lobbying positions taken by 279 individual interest groups on three separate GDPR consultations over a three-year period (2009-2011). Statistical analyses reveal several key findings. We find some evidence that preference alignment is a function of industry specific costs. In particular, groups representing the interests of the financial and retail sectors are much more likely to wage a trenchant defence of the status quo than other sectors. Both sectors routinely handle vast amounts of sensitive personal data, are the primary targets of cybercrime and data breaches, and also stand to face high fines for failing to comply with the new EU rules. As such, groups representing finance and retail are highly incentivized to lobby *against* the GDPR. Nevertheless, we also find these effects are not consistent across other sectors that are susceptible to such fines. Instead, lobbying in support of the GDPR is far more widespread and involves a large, heterogeneous group of interests. In other words, when it comes to choosing sides, in this case lobbying is highly skewed toward support for the GDPR. These conditions, we argue, are conducive to substantial policy change and help explain why the defence of the status quo, commonly a strong position from which to lobby, failed in this case.

Explaining patterns of support and opposition for the GDPR

The EU has long acted as a global standard setter for Internet privacy and data protection. Its 1995 Data Protection Directive enshrined in law the individual's right to control the collection, dissemination, and storage of personal information. Perhaps most innovative, the Directive, through its 'extraterritorial clause', applies equally to personal data disseminated across EU member state borders as well as data shared with third party countries. Indeed, the Directive has become the de facto international standard with more than 30 countries now following the EU's approach (De Hert et al., 2012: 131; Newman, 2008: 104). Since 2012, efforts to strengthen the Directive and increase its scope and power have been underway. The proposed General Data Protection Regulation (GDPR) increases legal harmonization across the EU's member states, strengthens monitoring and compliance mechanisms, closes legal loopholes that allow for the existence of 'data havens', and even suspends the current EU-U.S. Safe Harbour Agreement (Gyves, 2015; Voss, 2014). For Kuner (2012), the new Regulation marks nothing less than a 'Copernican revolution' in EU data protection law.

The importance and scope of the GDPR for both EU member state and third countries help explain intense lobbying efforts to shape the new Regulation. Nevertheless, despite considerable conjecture about lobbying on the GDPR, there is as yet very little scholarly work addressing this issue. The scant work that has been done can be categorised into two broad explanations, one related to differences across countries and their existing institutions, and the other related to differences among different types of interest groups.

First, scholars have long acknowledged that market integration in Europe creates new sets of 'winners' and 'losers', both inside and outside of the Union. For EU members, the Europeanization literature suggests that when there are changes at the European level, how closely these changes fit with what already exists at the domestic level defines the member state's reaction to the new policy (Börzel et al., 2003; Ladrech, 2010; Risse et al., 2001). Poor fit implies strong adaptational pressure while good fit implies weak pressure. Where there is

strong pressure, we would expect more interest group resistance and activism towards the proposed measure. Adaptational pressures are also felt by non-EU member states. Powerful states can seek to limit adjustment costs, ensuring that new (international) arrangements correspond as closely as possible to their pre-existing national regulatory frameworks (see Simmons 2001). More often, however, new EU standards often 'forces global competitors [...] to meet similar requirements at home' (Vogel, 2012: 8). Once again, pressure corresponds to the gap between existing third-country domestic rules from EU rules.

In the particular area of data protection, the fit/misfit between EU and third country rules has been used to explain the considerable resistance of the U.S. government and U.S.-based firms toward the EU's 1995 Directive. The Directive favoured a top-down, government-led approach, while the U.S. drew on its longstanding tradition of self-regulation and limited government involvement. While in Europe privacy is considered a fundamental right to be protected by the state, the U.S. 'prefers a more market-oriented approach to data protection' (Bessette et al., 2001). These differences across the two systems translated into adjustment costs that were unfavourable to U.S. firms. To adopt EU rules would have effectively imposed a high 'regulatory tax' on companies accustomed to less stringent rules (Bessette et al., 2001: 71). The resulting Safe Harbour compromise applied EU rules to U.S. firms but via a self-regulatory approach. Since first being introduced in 1998, Safe Harbour has been the subject of much criticism, with several studies revealing serious compliance issues of many U.S. firms handling personal data but not meeting the EU's minimum requirements (European Commission, 2002a, 2004; Rossi, 2014: 70f).

A second explanation for variation in interest group lobbying demands is related to interest groups' permanent characteristics. Most importantly, different types of interest group are expected to have certain regulatory preferences based on the costs imposed by a new regulation (Dur and Mateo 2016). A central distinction is made between so-called diffuse interest groups (like cause groups and NGOs) and concentrated interest groups (like business associations and firms). Diffuse groups, insofar as they represent the interests of broad

segments of society and lack a well-delineated constituency (Baroni et al. 2014, 145; Beyers 2002, 589, 2004, 216; Walker 1991), have 'diffuse' preferences that tend to focus on 'general principles like equity, social justice, and environmental protection'(Dür and De Bièvre 2007, 82). Concentrated interests, by contrast, represent narrow, socio-economically defined and concentrated constituencies (Beyers 2004, 216), and hence articulate industry-specific preferences, most often articulated in the form of expert and technical information about policy proposals (Bouwen 2004). In broader terms, diffuse interests tend to express preferences that advocate on behalf of the public good, while concentrated interest express preferences that serve their own narrow interests. How do these assumptions work in the context of regulatory issues and, specifically, the GDPR?

The collection, storage and use of personal data is big business and the GDPR will change the way this business is done, striking a new balance between economic winners and losers. Former European Commission Vice President in charge of fundamental rights Vivienne Redding puts this in perspective: 'the estimated value of EU citizen's data was €315 billion in 2011' and 'has the potential to grow to nearly €1 trillion annually in 2020' (cited in Voss, 2014: 19). Private-sector interests therefore have a clear incentive to 'acquire as much information about their customers as possible' as this 'information-gathering facilitates marketing and sales strategies' (Drezner, 2007: 103). In protecting an individual's right to manage their own personal data and imposing more stringent rules on firms seeking to profit from the use of this personal data, the new regulation clearly presents different costs for different types of interest groups. Specifically, there is good reason to expect a marked difference in support for the GDPR between concentrated interest groups (like individual firms and business associations) and those groups representing diffuse interests (like NGOs, consumer protection groups, and citizen groups). Indeed, for concentrated interests more stringent regulations can set a limit to potential earnings from the use of personal data. According to the new regulation, large companies with over 250 employees will need to take on the additional cost of employing an in-house 'data protection officer' with expertise in data protection law (GDPR, Article 35). Further,

more stringent mechanisms for ensuring compliance to the GDPR could see firms facing fines of over 100,000,000 euro for instances of non-compliance. Finally, the GDPR has been criticized for doing little to streamline the protection of 'employee data', which for most companies constitutes their 'biggest database', and hence biggest challenge (Mooney, 2013). The Brussels European Employee Relations Group, a Brussels-based think tank, estimates that 'the employee related data provisions alone could add €3 billion each year, in additional costs to business' (Ibid). The GDPR clearly imposes high costs to private sector interests. By contrast, NGOs, including consumer protection groups and citizen groups, do not face any of these increased costs. What is more, NGOs are well positioned to represent the 'public interest' when it comes to protecting personal data and should therefore welcome the new regulation.

Industry-specific costs and lobbying preferences

The national institutional context and assumptions related to interest group type take us some distance in understanding group preferences. However, we argue that this is only part of the story. In addition to 'where groups operate' and 'what groups are', we argue that lobbying preferences are largely shaped by 'what groups do'. In other words, lobbying preferences are shaped by industry-specific factors that transcend the specifics of national institutional context and assumptions about the permanent characteristics captured by 'group type'. Different industries are differently impacted by regulatory change, imposing higher immediate costs on some industries, and lower (or no) immediate costs on others. These costs may be mediated by national institutions, but tend to operate primarily at a transnational level. Further, we acknowledge that there is a clear overlap between concentrated interest groups and groups that represent industry preferences. However, our argument about industry-specific costs presents a far more nuanced picture of how costs are distributed not only across concentrated and diffuse groups, but across different industries within the umbrella category of concentrated interest groups. As such, our approach marks an advance on existing studies.

How do industry-specific differences translate into differences in lobbying preferences? First, it is important to note that a sector-specific explanation of firm-level preferences is already commonplace in scholarship explaining global trade patterns. For instance, the well-established Heckscher-Ohlin factor endowments theory explains support for free trade as a function of the perceived costs and benefits of trade policies to specific firms in different sectors. Firms operating in sectors with abundant endowments stand to gain more and therefore offer more support than firms in less well-endowed sectors.

Internet governance is far less static than more traditional economic sectors, like resource extraction or manufacturing. As such, when it comes to the Internet and the use of personal data, it is more difficult to assess differences in terms of factor endowments. Newman (2010) makes an important contribution to this line of inquiry. Examining firms' preferences for earlier attempts to regulate the use of private data, Newman argues that preferences are determined by a firm's 'stock of information assets'. Firms that are rich in information assets will treat information as a private good and will therefore support efforts to limit information access. In other words, they will support more stringent data protection regulation. Firms that have few information assets will treat information as a public good and will resist efforts to limit information access (Newman 2010, 1287). Newman's approach marks an important advance on existing studies, especially on research that relies heavily on a national institutional context explanation. In particular, Newman stresses the potentially transnational nature of firm preferences. However, Newman's research limits itself to an examination of the financial services sector and examines variation in 'information assets' by comparing countries with a large number of large banks (a proxy for a greater amount of information assets) versus countries with more small and medium sized banks (a proxy for fewer information assets). While focusing on industry-specific costs, Newman's research is constrained in what it can tell us about variation in information assets across different industries.

Anecdotal evidence from recent reports is able to shed some light on industry specific differences, examining how IT firms, like Facebook and Twitter, operating in sectors that

presumably stand to lose the most from the new regulation, behave differently when it came to lobbying on the GDPR. First, evidence from recent lobbying campaigns places these specific firms at the heart of recent lobbying efforts (Clark, 2013). After all, social media represent a massive and relatively untapped source of valuable information on personal and consumer habits. Recent studies also suggest that financial industry firms as well as retailers will also be hit hard by the GDPR (European Data Protection Supervisor, 2014; Long, 2014; Rogers et al., 2015). Financial industry firms and retailers host a vast wealth of information on sensitive bank account data, including credit and debit card purchases as well as data stored in data payment systems. In handling 'billions of financial records and transactions' daily, the finance and retail sectors are at risk of cyber-attacks, data breaches and identity theft. A 2014 report on data breaches by industry type shows that data breaches have not only increased by nearly 49% since the previous year, but that most breaches occur in the financial services sector (about 12% of all data breaches) and, in a close second place, in the retail sector (Breach Level Index, 2014). These increased occurrences of data breaches would constitute a lack of compliance under the GDPR. Drawing on this knowledge, a recent survey of European professionals had many experts predicting that a financial firm would be the first to face non-compliance fines imposed by the European Commission after the GDPR takes effect (Dunn, 2015; Green, 2015). Taking these insights together, we posit our central hypothesis:

Industries facing the largest potential immediate costs related to a new regulation will oppose the new regulation while those facing fewer or no immediate costs will support it.

Research Design

In what follows we will provide details concerning data collection and operationalization for our hypothesis, alternative explanations, as well as for several control variables. We begin with a discussion of the dependent variable.

Lobbying Preferences

Data for this analysis is largely derived from the European Commission's public consultations on the GDPR.^{iv} The Commission is mandated to consult widely on important legislative measures, inviting a broad range of individuals and groups to weigh in on new policies or policy changes (European Commission, 2002b). The GDPR was no exception, with the Commission holding three consultations over a 32-month period starting in 2009 and ending in 2011. This includes: (1) 'Consultation on the legal framework for the fundamental right to protection of personal data'; (2) 'Consultation on the future European Union (EU) - United States of America (US) international agreement on personal data protection and information sharing for law enforcement purposes'; and (3) 'Consultation on the Commission's comprehensive approach to personal data protection in the European Union'.^v

Consultation data are useful insofar as they provide an accurate picture of lobbying patterns on the GDPR, including which specific groups lobbied and what their preferences were regarding the new regulation. Consultation data is now a relatively well-established approach to assessing interest group lobbying patterns as well as lobbying influence. Lobbying patterns evinced in consultation participation offer several empirical advantages for research. Namely, barriers to participation are low since lobbying briefs are submitted via an online tool, ensuring that the lobbying is not skewed toward those groups with superior resources (e.g., concentrated interest groups) or privileged access to decision-makers (e.g., the social dialogue mechanism). Second, consultation documents give us direct insight into the lobbying preferences of individual groups on specific policy issues. We code *Lobbying preferences* as they are articulated in the GDPR consultation documents on an ordinal scale where 1 = preference for less stringent regulation, 2 = preference for retaining existing 1995 EU directive (status quo), and 3 = preference for more stringent regulation (i.e., for the new GDPR). This approach to coding preferences is based on Yackee and Yackee (2006). However, rather than coding preferences for more or less regulation, we adapt Yackee and Yackee to capture preferences for degrees of stringency. A similar approach is used in Young and Pagliari (2017).^{vi} To ensure data quality, we engaged in a test for inter-coder reliability (with two additional coders each coding twenty

randomly selected consultation documents from the complete dataset) and can report a Krippendorff's alpha of 0.755 (for nominal data).

Industry-Specific Costs

Our hypothesis predicts that an interest group's lobbying preference is a function of the specific costs regulatory change would impose on certain industries. Some industries will face higher costs than others. A central challenge of operationalising this hypothesis is to accurately and reliably pinpoint industries that stand to face the highest costs with the implementation of the GDPR and differentiate these from other, less threatened industries. Some industry-specific differences were already intimated above, especially as they relate to the immediate costs associated with non-compliance. In other words, certain industries, due to the nature of their work and their access to and use of data, are simply more likely to find compliance to the new GDPR guidelines more difficult than others. Our approach to pinpointing these industries is to use data from the Breach Level Index, a centralised database that records publically disclosed data-breaches of differing severity (including identity theft, financial access, account access, existential data, and nuisance) across the globe and spanning 2013 to 2017.^{vii} The Breach Level Index also disaggregates data breaches by industry, indicating the specific industries for which breaches pose the most formidable challenge. Aggregating data from 2013 to 2017, the Index provides a list of the most impacted industries based on the total percentage of breaches over the four year period: technology (including social media) (43%), retail (9%), financial services (including insurance) (7%), entertainment (5%), health care (3%), education (2%), and hospitality (1%).^{viii} To categorise each of the 279 interest groups that lobbied on the GDPR in one of these industry categories required several steps. First, we coded each interest group by their main industry activities according to the International Standard Industrial Classification scheme (ISIC rev. 4), a United Nations system for classifying diverse economic sector activities.^{ix} This approach to coding is consistent with a growing body of interest group research (for example, see Beyers et al. 2014). The results of our coding are outlined in Table 1.

[Table 1 about here]

Next, we used this ISIC coding to generate industry sector dummy variables for those industries identified in the Breach Level dataset: Finance (financial service activities, except insurance and pension funding; insurance, reinsurance and pension funding, except compulsory social security; activities auxiliary to financial service and insurance activities); Retail (retail trade, except of motor vehicles and motorcycles); Technology (telecommunications; manufacture of computer, electronic and optical products); Health (human health activities); Entertainment (motion picture, video and television programme production, sound recording and music publishing activities; Programming and broadcasting activities); and Hospitality (travel agency, tour operator, reservation service and related activities). The reference category for all of these binary indicators is based on the industry categories not identified by the Breach Level Index (and hence those industries facing fewer potential costs related to the new GDPR rules).

Alternative Explanations

To get a sense of the relative explanatory power of our hypothesis, we also examine the two main alternative explanations discussed above: country-level institutional context, and interest group type.

First, differences related to national institutional context was operationalised by focusing on each countries' relative adjustment costs vis-à-vis the GDPR and especially each countries' position on the status quo, namely the 1995 directive. First, the US would face considerable adjustment costs with the new GDPR insofar as American firms were protected under the Safe Harbour agreement. Using the list of all US organisations that fall under this agreement we created a dummy variable (*Safe Harbour*) for all organisations in our data set that operated under Safe Harbour.^x

In addition to Safe Harbour, there are also some important differences among EU member states when it came to transposing the 1995 directive into national law. In particular, France, Germany, Ireland, and the Netherlands were delayed in the process of transposition and even faced legal challenges levelled by the European Court of Justice.^{xi} While all five of these member states ended up transposing the directive into national law, the fact that these states were late compliers suggest some level of adjustment costs in each instance. We coded each interest group in our dataset first according to their country of origin and then we created a dummy variable, *Late compliers*, for groups from France, Germany, Ireland, and the Netherlands.

Second, we control for interest group permanent characteristics, or, in other words, interest group type. To this end we coded each interest group that lobbied on the three GDPR consultations in terms of ‘interest group type’ using data and categories of interest groups derived from the European Commission’s Transparency Register.^{xii} Specifically, coding required matching the 279 groups that participated in GDPR consultations to data from the Commission’s Register. The categories of interest group type used in the Register include trade, business and professional associations, companies, NGOs, trade unions, law firms, think tanks, consultancies, public authorities, and public / mixed entities. An overview of this coding can be found in the Online Appendix. Using these data, we re-coded interest group type into two categorical indicators: first, one indicator for *Concentrated Interest Groups* (a category including companies, trade business and professional associations, professional consultancies, law firms, and self-employed consultants); second, an indicator for *Diffuse Interest Groups* (NGOS, cause groups, citizen groups, religious organisations).

Control Variables

First, we include a control variable for *Public Salience*, or public awareness of the GDPR. Greater public awareness of a given legislative proposal can have the effect of shaping interest group lobbying preferences. When awareness is high, it brings lobbying debates and lobbying practices into the light of day and might make lobbying to oppose legislative change more

difficult. This is especially the case when these changes entail a move toward more stringent regulation. We measure *Public Salience* using data from the *Special Eurobarometer 359, Attitudes on Data Protection and Electronic Identify in the European Union*.^{xiii} Specifically, we recorded individual responses for the question: ‘How important or not is it for you to have the same rights and protections over your personal information regardless of the EU country in which it is collected and processed?’ Higher levels of support indicate higher levels of support for the harmonisation of EU data protection rules, as proposed in the GDPR. Data for *Public Awareness* are measured at the country-level.

A further control variable is related to the ‘level of interest’ for each interest group in our dataset: either *European Interest* or *National Interest*. In general terms, interest groups with European-level interests could be expected to demand further European integration and regulatory harmonisation than those with National-level interests, who tend to be more reluctant to see power shift from national governments to the EU-level. These insights lead to a specific expectation with regard to the link between level of lobbying and preferences concerning the GDPR. Namely, the 1995 Data Protection rules took the form of an EU *directive*, leaving considerable discretion in the interpretation and implementation to national governments. By contrast, the proposed GDPR is a *regulation*, shifting more power to the EU and promising a much greater level of harmonization and compliance across member states (see Hix et al., 2011, p. 78).

Finally, we include a control variable for interest group staff: the number of people employed by an interest organisation involved in lobbying activities. Interest groups with more staff have certain informational and strategic advantages over other groups. They tend to be better informed, are better able to engage in meaningful lobbying activities, and are also better connected to other interest groups. Staff-related advantages do not have a determinist effect on an interest group’s lobbying preferences. However, these advantages may allow an interest group to overcome or defray adjustments costs captured in our variables *Safe Harbour* and *Late compliers*, as well as expected differences related to interest group type. Data are derived from

the European Union Transparency Register. Descriptive statistics for all indicators used in this analysis can be found in the Online Appendix.

Analysis

To examine our central hypothesis, we test a series of multilevel regression analyses where we use random intercepts at the consultation and country levels as we expect lobbying preferences to vary across the specifics of each consultation and also be shaped by country-level factors that are otherwise not captured by our other indicators. As our dependent variable, *Lobbying preferences*, is measured on an ordinal scale (taking three ordered values) we estimate models using ordered logistic regression analysis. Results for five regression models are presented in Table 2. To test the robustness of our results, we also estimate the same models using logistic regression analysis (and a re-coded version of our dependent variable) and multinomial logistic regression analysis (using our original dependent variable but ignoring the ordering of its values). Results of these robustness tests are consistent with our main findings, and are presented in full in the appendix.^{xiv} Model 1 is a baseline model; Model 2 adds indicators to test assumptions about national institutional context; Model 3 tests assumptions about the differences between interest group types (concentrated versus diffuse); Model 4 tests our hypothesis about industry specific costs; and finally Model 5 tests all indicators together in a single model. Importantly, due to a lack of data, two sectors, namely health and hospitality, were dropped from this analysis. Finally, a test for multicollinearity among our independent variables revealed no issues.

[Table 2 about here]

To begin with the broader context, our regression results provide some interesting and unexpected results related to our control variables. First, we find no significant differences related to *Staff* or *Public Salience*. Having more lobbying staff may afford interest groups certain

lobbying advantages, but it does not shape their preferences in a meaningful way. Similarly, public awareness about harmonising data protection rules across the EU does little to shape lobbying preferences. Second, we do find that having European-level interests matters. However, contrary to our expectations, interest groups representing European-level interests are more likely to prefer the status quo, a finding that is consistent across all of our regression models. One explanation for this result is that having European-level interests does not categorically exclude groups that might oppose integration. A group's interest in European-level lobbying may also be to lobby for less integration. This is essentially about the extent to which our indicator for 'level of interest' only captures groups that support integration. For instance, looking closely at the consultation data, some of these European-level interest groups are based in the financial sector, favouring the status quo. Similarly, in their consultation input, some European-level groups, like the European Privacy Association, comment on the implications of the GDPR both for citizens and multinational companies, while a 'global-level' group, Privacy International, focuses solely on citizens.

Second, we find some support for alternative explanations. Specifically, our results suggest that national institutional factors shape lobbying preferences. As we can see in model 2, while *Safe Harbour* shows no significant differences in any of the models, interest groups from so-called *Late complier* countries (EU member states that were hesitant in the transposition of the 1995 Directive) tend to be *more likely* to support the GDPR. Figure 1 plots the marginal effects of *Late compliers* on *Lobbying preferences*. Not only is the probability of supporting the GDPR about 10% more likely for late compliers, but the tendency to support the status quo is about 20% lower.

[Figure 1 about here]

These findings challenge our expectation that interest groups in states facing high adjustment costs will oppose regulatory change and greater regulatory stringency. How did late compliers

become supporters of the new Regulation? One explanation is that these member states, having already capitulated on any sticking points regarding data protection rules, were now in a good position to adopt the new GDPR rules. In other words, the adjustment costs of implementing the 1995 directive had already been paid. The widespread support for the GDPR in our data gives some purchase to this interpretation. In fact, interest groups from the so-called late compliers, namely France, Germany, Ireland, and the Netherlands, show some of the highest levels of support for the GPDR compared to interest groups from other countries.

Our expectations regarding interest group type were also partially met. The results in model 3 for diffuse interest groups (NGOs, cause groups, and citizen groups) do not seem to have any significant bearing on lobbying preferences. Concentrated interests, however, like firms and business associations, are, as anticipated, more likely to oppose the GDPR than to support it. Again, plotting marginal effects for *Concentrated interest groups* (Figure 2) helps us interpret these results. We can see that the probability of supporting the GDPR is about 20% lower for *Concentrated interest groups* than other types of interest groups. At the same time, the probability of lobbying in defence of the status quo is about 10% higher.

[Figure 2 about here]

Our results support the notion of a status quo bias in public policy. As Baumgartner et al. (2009, 19f) explain, whatever power advantages concentrated interest groups have is already reflected in existing policies. If wealthy and powerful concentrated interests are 'more prone to get what they want' in terms of policy outcomes, 'they should already have gotten what they wanted in previous rounds of the policy process.' The implication is not only that public policy is shaped by powerful interests, but these same powerful interests have a considerable incentive to protect the status quo. And this is precisely what we are seeing in our results.

Coming to our central argument, our regression results provide some support for our hypothesis. Results presented in models 4 and 5 suggest, indeed, that organisations operating in

several industries that are uniquely susceptible to data breaches do tend to be more likely to oppose the GDPR. Specifically, our results show a strong negative correlation between organisations in finance and retail and preferences concerning the GDPR. Results for technology and entertainment, however, show no significant differences in our models. Marginal effects for all four industries are plotted in Figure 3.

[Figure 3 about here]

We can see that the probability of lobbying to support the GDPR decreases considerably for organisations operating in finance and retail. Specifically, for finance, the odds of supporting the GDPR are about 30% lower than for other sectors; for retail the odds decrease by more than 40%. We can also see that interest groups from these two same industries are more likely to lobby in defence of the status quo. For both finance and retail, the odds of supporting the status quo are about 40% higher compared to other sectors. These effects, however, are absent for the technology and entertainment sectors.

These results confirm our expectations that firms from finance and retail are important handlers of personal data and, what is more, uniquely vulnerable to cyber-attacks and data breaches (Breach Level Index, 2014). This coupled with potential fines for non-compliance introduced in the GDPR explains why firms from both of these economic sectors would lobby to weaken the new regulation. To provide an example of these concerns from the final set of GDPR consultations, on the ‘European Commission’s comprehensive approach’, Eurofinas (the European Federation of Finance House Associations) argued strongly that the 1995 Directive was the ‘gold standard in data protection’, suggesting that it is premature for the European Commission to propose a new Regulation on the subject.^{xv} On the principle of accountability, they ‘oppose any general obligation for the data controller to take appropriate measures to ensure and demonstrate data protection compliance’. On personal data breach notifications, they suggest that ‘there would be real difficulty in establishing thresholds for any obligation to

report personal data breach notifications due to the mix of different factors involved' and believe that 'Member State regulators are best placed to determine where notification or other action may be appropriate, on a case by case basis'. They similarly warn against the new rules on transparency, data ownership and right to be forgotten. As for profiling and risk assessment, they argue that 'profiling should not mean risk assessment; risk assessment must not be prohibited, and lenders need to assess risk as part of their sound lending practices, which can help reduce levels of consumer overindebtedness'. In short, we can see a focused lobbying effort to undermine the conditions for enforcing GDPR fines for non-compliance.

To take an example from retail, EMOTA, the European E-commerce and Mail Order Trade Association, supports the status quo, suggesting that the core principles of the 1995 Directive are still valid and that 'its technologically neutral character should be persevered'.^{xvi} Specifying that 'the comprehensive approach on personal data protection has raised several concerns among EMOTA's members', it warns that 'specific actions suggested by the Commission may not be in the interest of a fair balance between economic interests and the protection of personal data' and that 'overly strict, static and bureaucratic data protection rules would have a detrimental impact on the economy'. For instance, on informed and free consent (getting permission before disclosing personal information), EMOTA warns that 'changing to a requirement of explicit consent would be totally impractical and have huge economic implications, affecting all free media and threatening the whole advertising industry, the advertising financed creative content industry and small and medium sized companies'. EMOTA also argues that changing the current provisions would contradict the principle of free movement of personal data. Its overall recommendation is thus self-regulatory initiatives led by data controllers, proposing that 'self-regulation represents an efficient tool to ensure effective application and implementation of the data'. These quotes portray the objection of the retail sector to increasing advertisement and bureaucratic costs.

The picture painted above is one of focused resistance to the GDPR and a determined defence of the status quo (the 1995 Directive) by those working in finance and retail as well as

by concentrated interest groups more broadly speaking. However, this defence was not sustained across other industries and group types. Comparing lobbying demands in defence of the status quo versus support for the GDPR, as presented in Figure 4, helps explain why the GDPR passed into EU law.

[Figure 4 about here]

Our data show that finance and retail stand alone in their preference for retaining the status quo. Other industries, like entertainment and technology were more in favour of the GDPR than not. In fact, these industries are more aligned with the likes of diffuse interest groups (like NGOs and consumer protection groups) than other industries that are highly susceptible to data breaches.

The defence of the status quo levelled by finance and retail was ultimately counterbalanced by considerable lobbying efforts to change the status quo. We also saw important differences at the country-level, where former 'late compliers' became, on balance, proponents of the GDPR. Moreover, this push in support of the GDPR was coming from a heterogeneous group of concentrated interest groups and sectors as well as diffuse interests. Taking all of these factors together, the EU's success in passing the GDPR may well have been helped along by strong lobbying efforts from the right mix of actors and from the right countries.

Conclusions

Our analysis examines how interest group preferences align on different sides of lobbying battles. Taking the GDPR as our case, we assessed how preference alignment is a function of industry-specific costs related to regulatory change. In the case of the GDPR, industries most susceptible to increasing costs and to potential data breaches inviting substantial fines for non-compliance are therefore highly incentivised to lobby against the new GDPR rules. Our approach advances on current research that tends to explain preferences and preference

alignment either in terms of country-specific institutional context or interest group type. Our explanation tempers expectations that preferences are circumscribed by national borders and also offers a more nuanced perspective to studies that focus on the blunt distinction between concentrated and diffuse interest groups.

Regression analysis presents some support for our argument. Specifically, we find that groups representing the interests of the financial and retail sectors are more likely to oppose the GDPR and to level a strong defence of the status quo. These same trends, however, do not extend to other sectors sensitive to GDPR costs, namely technology and entertainment. At the same time, we do find sustained lobbying efforts by a heterogeneous group of interests in support of the GDPR. Hence, despite resistance of finance and retail, lobbying on the GDPR did much more to support its passing into EU law than to weaken or oppose it.

The question of preference alignment is underpinned by broader questions of interest group influence. These, however, are not explored in the present analysis. Ultimately, however, empirical research could take up the more explicit task of directly assessing interest group influence over the GDPR. Answering this question could build on our dataset, using our coding on lobbying demands for a weaker or stronger regime as a proxy for interest group preferences. This approach to measuring influence, and using consultation data to this end, is already well-established in the existing interest group literature (see Klüver, 2013) and would provide a prudent approach for future research.

Additionally, such a consideration of influence might well include an analysis of how interest groups use framing to affect policy outcomes. Recent research examines the framing processes through which interest groups attempt to draw attention to their preferred frames on a policy issue and thus away from those of rivals. Framing processes have been widely studied in the public opinion and social movements literatures (e.g. Atikcan, 2015; Benford et al., 2000; Chong et al., 2007a, 2007b; Entman, 2004; Goffman, 1974; McAdam et al., 1996; Polletta et al., 2006; Soroka, 2006; Tarrow, 1998) as well as the interest group literature (Klüver et al., forthcoming). Detailed research designs, mostly on EU environmental and transport policy,

demonstrate that policymakers are indeed influenced by the most effective framers (Baumgartner et al., 2009; Boräng et al., 2014; Klüver et al., forthcoming; Mahoney, 2008). Our dataset, derived from consultation data, could be extended to code for these framing processes. Different players emphasize different aspects of data protection. For instance, in our consultation data, while Skype frames the data protection issue mostly around the sub-issues of technological innovation and the risk of inflexibility, Facebook puts the emphasis on the development of their personalized privacy policy. Indeed, a more complete picture of influence would consider interest groups' framing strategies along with an analysis of how demands and resources are aligned on different 'sides' of the GDPR.

Tables and Figures

Table 1: Interest Groups by Economic Activity

ISIC Division	N	%
Activities of membership organizations	65	17.24
Telecommunications	41	10.88
Social work activities without accommodation	40	10.61
Advertising and market research	29	7.69
Publishing activities	26	6.9
Legal and accounting activities	24	6.37
Financial service activities, except insurance and pension funding	21	5.57
Information service activities	16	4.24
Scientific research and development	16	4.24
Motion picture, video & television programme production, sound recording & music publishing activities	14	3.71
Human health activities	13	3.45
Programming and broadcasting activities	10	2.65
Office administrative, office support and other business support activities	10	2.65
Manufacture of computer, electronic and optical products	9	2.39
Retail trade, except of motor vehicles and motorcycles	9	2.39
Insurance, reinsurance and pension funding, except compulsory social security	8	2.12
Activities auxiliary to financial service and insurance activities	5	1.33
Air transport	4	1.06
Public administration and defence; compulsory social security	4	1.06
Manufacture of pharmaceuticals, medicinal chemical and botanical products	3	0.8
Travel agency, tour operator, reservation service and related activities	3	0.8
Education	2	0.53
Postal and courier activities	1	0.27
Real estate activities	1	0.27
Creative, arts and entertainment activities	1	0.27
Gambling and betting activities	1	0.27
Sports activities and amusement and recreation activities	1	0.27
Total	27	100

Table 2. Ordinal Logistic Regression Analysis of the Determinants of Interest Group Preferences

	(1) Baseline	(2) National institutions	(3) Interest group type	(4) Sector-specific costs	(5) Complete model
Late compliers		4.378* (3.070)			4.511* (3.134)
Safe harbour		0.775 (0.622)			0.860 (0.726)
Concentrated interest groups			0.152* (0.120)		0.261 (0.220)
Diffuse interest groups			0.273 (0.289)		0.333 (0.352)
Finance				0.117*** (0.0711)	0.168** (0.105)
Retail				0.0808* (0.0826)	0.110* (0.114)
Technology				0.517 (0.265)	0.912 (0.494)
Entertainment				1.307 (1.195)	1.697 (1.561)
<i>Control variables</i>					
Public Salience	1.012 (0.0114)	1.004 (0.00890)	1.010 (0.0114)	1.006 (0.0129)	0.996 (0.0104)
Staff	1.043 (0.0339)	1.043 (0.0334)	1.039 (0.0326)	1.073 (0.0407)	1.075 (0.0415)
National-level interests	0.653 (0.302)	0.697 (0.305)	0.650 (0.303)	0.650 (0.338)	0.756 (0.366)
European-level interests	0.131** (0.0885)	0.132** (0.0865)	0.153** (0.104)	0.179* (0.122)	0.181* (0.121)
Cut 1	-6.77 (1.38)	-6.65 (1.26)	-8.52 (1.59)	-7.91 (1.55)	-8.77 (1.60)
Cut 2	-2.29 (0.94)	-2.22 (0.77)	-3.98 (1.21)	-2.99 (1.12)	-3.92 (1.19)
Log likelihood	-104.00	-102.23	-99.71	-93.73	-90.35
Observations	204	204	204	203	203

Notes: Odds ratios with standard errors in parentheses; * p < 0.05, ** p < 0.01, *** p < 0.001

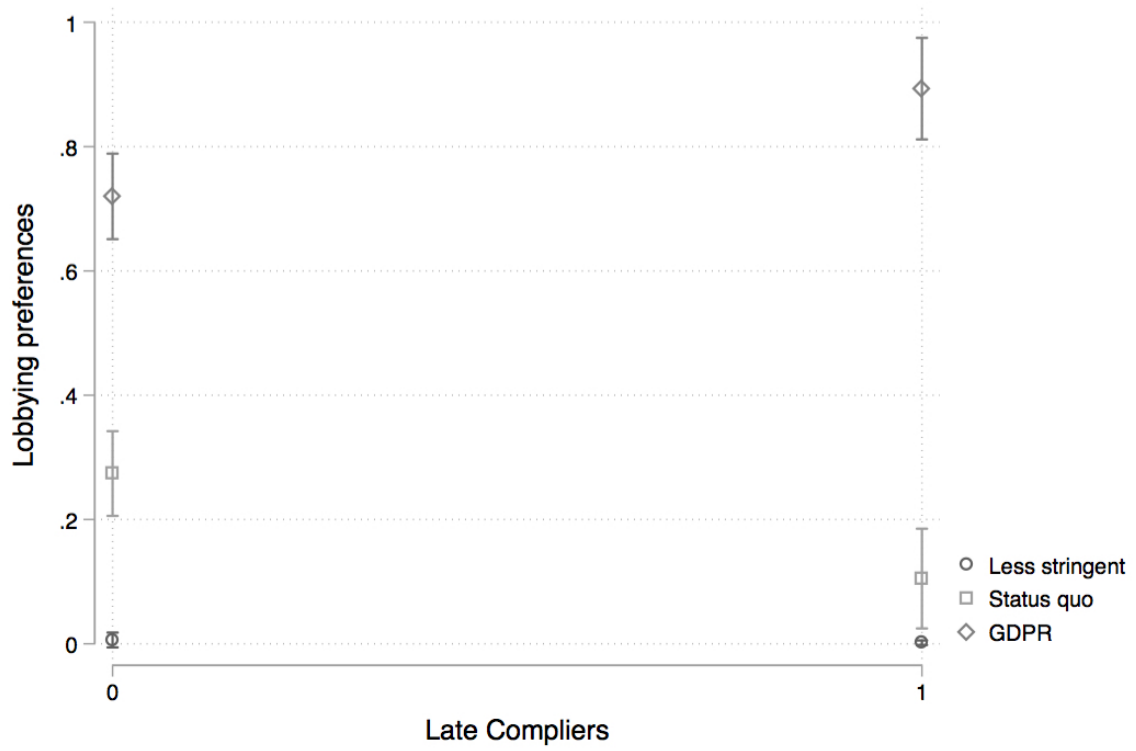


Figure 1. Effects of Late Compliers on Lobbying Preferences
 Notes. Based on estimations in model 2. Markers depict the marginal effects on the dependent variable. Vertical lines depict the 95% confidence intervals.

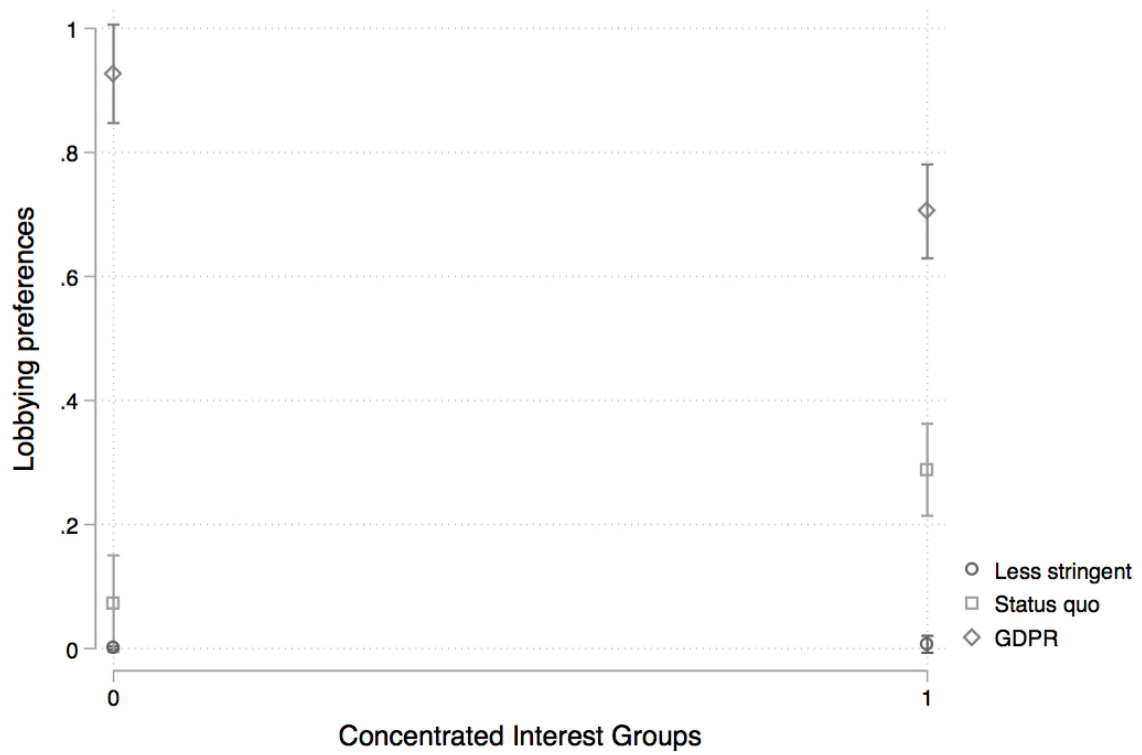


Figure 2. Effects of Concentrated interest groups on Lobbying Preferences
 Notes. Based on estimations in model 3. Markers depict the marginal effects on the dependent variable. Vertical lines depict the 95% confidence intervals.

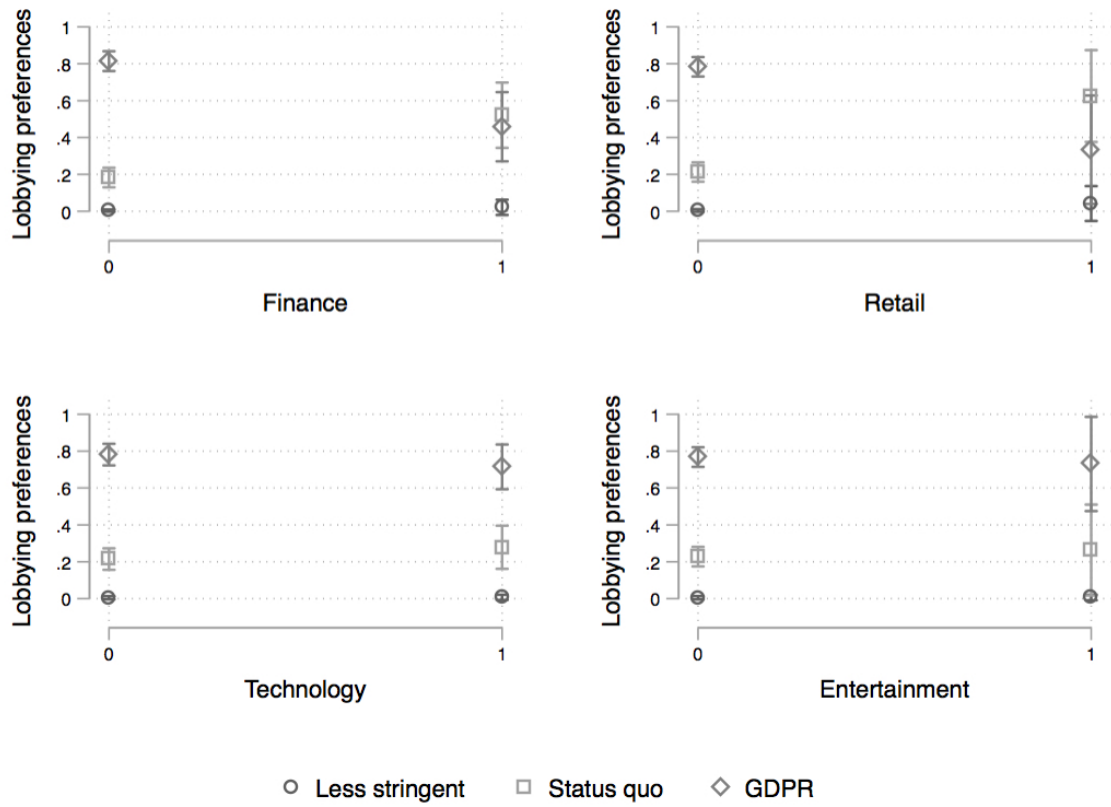


Figure 3. Effects of Sector-specific costs on Lobbying Preferences.
 Notes. Based on estimations in model 4. Markers depict the marginal effects on the dependent variable. Vertical lines depict the 95% confidence intervals.

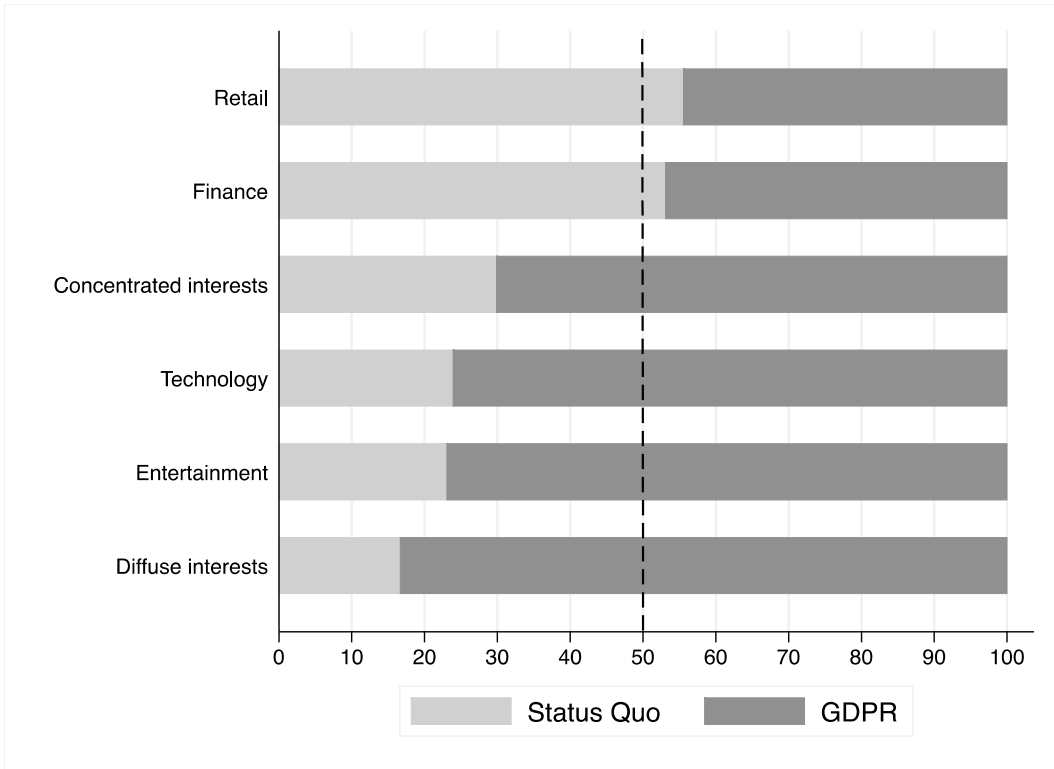


Figure 4. Mean Lobbying Preferences across Sectors and Concentrated and Diffuse Interests.

Online Appendix

Table of Contents

Table A1. Summary Statistics	2
Table A2: Interest Group Types	3
Table A3: Robustness Tests for Regression Analysis.....	4
Figure A1: Distribution of Interest Groups by Country.....	6
Table A3: Correlation Matrix.....	7

Table A1. Summary Statistics

	Mean	Std. Dev.	Min.	Max.
Lobbying preferences	2.67	0.56	1	3
Public Salience	80.25	30.71	0	95
National interests	.51	.50	0	1
European interests	.75	.43	0	1
Staff	7.99	14.79	1	140
Late compliers	0.29	0.45	0	1
Safe Harbour	0.03	0.18	0	1
Concentrated interest groups	0.45	0.49	0	1
Diffuse interest groups	0.05	0.05	0	1
Finance	0.09	0.28	0	1
Retail	0.02	0.28	0	1
Entertainment	0.06	0.24	0	1
Technology	0.13	0.33	0	1

Table A2. Interest Groups Types

Type	N	%
Individuals	271	49.27
Trade, business & professional associations	160	29.09
Companies & groups	57	10.36
NGOs	35	6.36
Trade unions	12	1.09
Law firms	4	1.09
Think tanks and research institutions	4	0.73
Professional consultancies	3	0.73
Public authorities	2	0.55
Other public or mixed entities, etc.	2	0.36
Total	550	100

Table A3. Logistic and Multinomial Logistic Regression Analyses Examining the Determinants of Interest Group Preferences

	Logistic Regression	Multinomial Regression	
	(1)	Status Quo (2)	Less stringency (3)
Late compliers	4.052* (2.227)	0.272* (0.152)	6.43e-11 (0.000)
Safe harbour	0.905 (0.745)	1.075 (0.891)	6.39432e+09 (9.57457e+13)
Concentrated interest	0.272 (0.224)	7.494 (8.142)	0.000 (0.000613)
Diffuse interests	0.341 (0.348)	5.885 (7.311)	598.4 (4711310.7)
Finance	0.167** (0.101)	5.922** (3.618)	2.60273e+12 (2.60330e+16)
Retail	0.0890* (0.0970)	11.48* (13.04)	14.90 (237858.6)
Technology	0.947 (0.483)	1.046 (0.537)	18703853.6 (3.37320e+11)
Entertainment	1.522 (1.365)	0.684 (0.618)	2.44e-08 (0.000)
Public salience	0.995 (0.00927)	1.003 (0.00971)	0.959 (115.9)
Staff	1.070 (0.0390)	0.935 (0.0341)	0.001 (0.863)
National-level interest	0.915 (0.382)	0.955 (0.408)	2.16672e+09 (7.68550e+12)
European-level interest	0.167** (0.108)	9.124** (6.650)	1.28e-10 (0.000)
N	203	203	203

Model 1: Odds ration with Standard errors in parentheses;

Models 2 and 3: Relative risk ratios with Standard errors in parentheses; reference category is 3 (support for GDPR); category 1 (preferences for less stringency omitted)

* p < 0.05, ** p < 0.01, *** p < 0.001

Table A3 presents the results for two robustness tests. The first uses a re-coded version of our dependent variable, where 0 = preference for less stringent regulation *as well as* preference for retaining the status quo, and 1 = preference for the GDPR. As our dependent variable is, in this case, binary we use logistic regression analysis in Model 1. The second robustness test uses our original three categories for *Lobbying preferences* (1 = preference for less stringent regulation (N= 21), 2 = preference for retaining the status quo (N= 94), and 3 = preference for the GDPR (N= 309) but in the context of multinomial logistic regression. Doing so relaxes the ordinality assumption of the regression analyses presented in our main analysis.² Models 2 and 3 present the results for the comparison categories ‘preference for less stringent regulation’ (model 2) and ‘preference for retaining the status quo’ (model 3), with the reference category being ‘preferences for the GDPR’. Some of the results in model 3 are exceedingly large and call into the question the validity of these findings. This might be the result of this particular category being too small for comparison with the reference category. Moreover, it is important to note that none of the results in Model 3 are statistically significant. We did attempt to re-run these models taking ‘preference for less stringent regulation’ as the reference category, but the regression estimations did not converge. Nevertheless,

² We would like to thank the Editor for this recommendation.

our main point of interest is the comparison made in Model 2, between preference for the status quo and preference for the GDPR. We will focus on this particular comparison.

Both robustness test give support to our central findings. Model 1, where the results are presented as odds ratios, clearly shows that *Finance* and *Retail* are less likely to support the GDPR and more likely to support either retaining the status quo or opting for even less stringent regulation. Results for *Late compliers* and *European-level interest* are also consistent with our main analysis.

Results in Models 2 are presented as relative risk ratios of the coefficients, indicating ‘how the risk of the outcome falling in the comparison group compared to the risk of the outcome falling in the reference group changes with the each variable in question’.³ Relative risk ratios greater than 1 indicate an increase in the risk of the outcome falling in the comparison group relative to the reference group, and ratios less than 1 the opposite. The most important findings presented in the table above relate to our main argument about industry-specific costs. Consistent with our main analysis, these results suggest that *Finance* and *Retail* are more likely to fall into the category ‘preference for the status quo’ compared to the reference category ‘preference for the GDPR’. Specially, when comparing organisations from the *Finance* to other industries, the relative risk of organisations supporting the status quo increases by a factor of about 6 compared to support the GDPR. For *Retail*, this increase is by a factor of 13. As with model 1, the results for *Late compliers* and *European-level interests* in model 2 are consistent with the results presented in our main analysis.

³ <https://stats.idre.ucla.edu/stata/output/multinomial-logistic-regression/>

Figure A1. Distribution of Interest Groups by Country

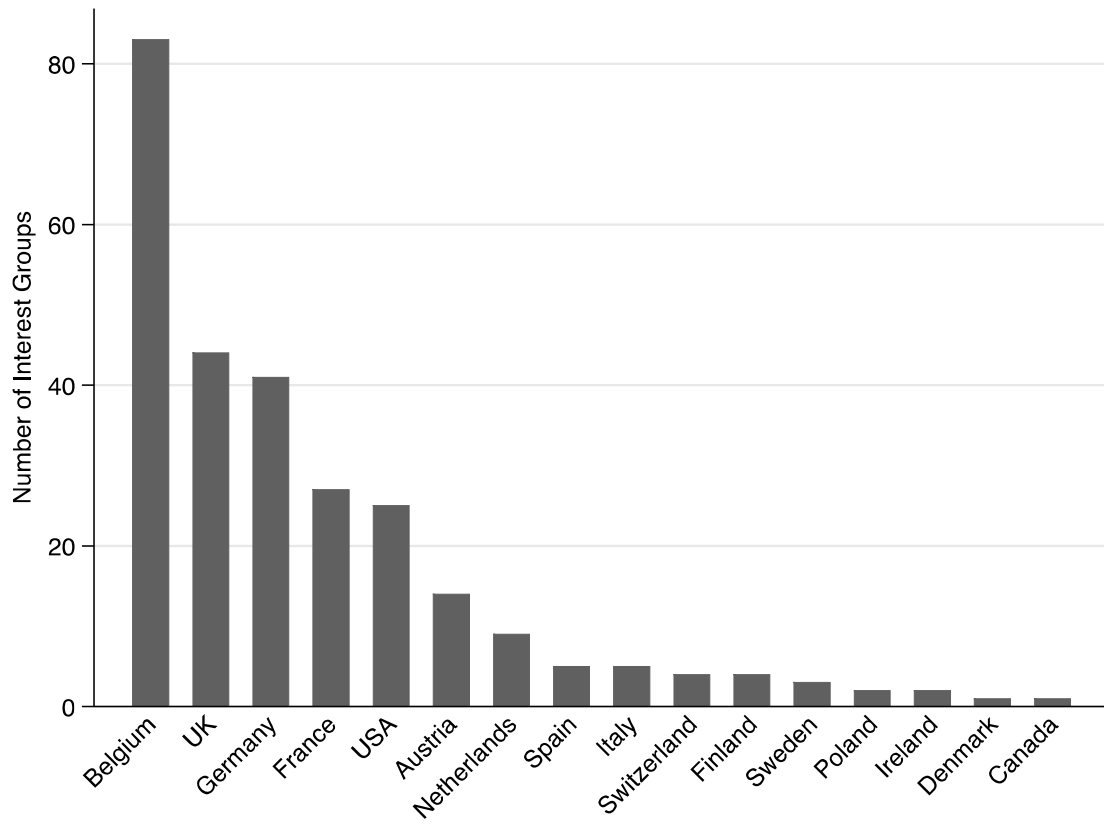


Table A3. Correlation Matrix

	Finance	Retail	Technology	Entertainment	Diffuse	Concentrated	Late compliers	Safe harbour	Public Salience	S
Finance	1									
Retail	-0.05	1								
Technology	-0.12	-0.06	1							
Entertainment	-0.08	-0.04	-0.1	1						
Diffuse	-0.06	-0.05	-0.11	-0.08	1					
Concentrated	0.2	0.11	0.28	0.08	-0.22	1				
Late compliers	-0.04	-0.03	0.02	-0.06	0.02	0.01	1			
Safe harbor	-0.03	0.12	-0.02	-0.01	0	0.13	-0.07	1		
Public salience	0.01	-0.2	0.03	0.01	-0.02	-0.07	0.22	-0.05	1	
Staff	0.28	-0.04	-0.11	-0.09	0.09	-0.03	-0.04	0.02	-0.07	1
National interests	0.09	-0.05	-0.04	0	0.02	-0.11	0.29	-0.04	0.23	1
European interests	0.13	-0.05	0.02	-0.01	0.05	0.08	0.13	-0.06	0.39	1

Works Cited

- Anonymous. (2013). Data Protection in Europe -- Academics Are Taking a Position. *Computer Law and Security Review*, 29(2), 180-184.
- Atikcan, E. O. (2015). *Framing the European Union: The Power of Political Arguments in Shaping European Integration*. Cambridge: Cambridge University Press.
- Baroni, Laura et al. 2014. "Defining and Classifying Interest Groups." *Interest Groups & Advocacy* 3(2): 141–59. <http://www.palgrave-journals.com/doi/10.1057/iga.2014.9>.
- Barron, A., & Voss, G. (2015). La culture et son impact sur les actions politiques des entreprises: Le cas du Règlement général sur la protection des données (RGPD). *Revue française de gestion*, 252(7), 109-127.
- Baumgartner, F., Berry, J., Hojnacki, M., Kimball, D., & Leech, B. (Eds.). (2009). *Lobbying and Policy Change: Who Wins, Who Loses, and Why* Chicago: University of Chicago Press.
- Benford, R., & Snow, D. (2000). Framing Processes and Social Movements: An Overview and Assessment. *Annual Review of Sociology*, 26(1), 611-639.
- Berkhout, Joost et al. 2015. "Interest Organizations across Economic Sectors: Explaining Interest Group Density in the European Union." *Journal of European Public Policy* 22(4): 462–80. <http://www.tandfonline.com/doi/abs/10.1080/13501763.2015.1008549>.
- Berkhout, Joost, and David Lowery. 2008. "Counting Organized Interests in the European Union: A Comparison of Data Sources." *Journal of European Public Policy* 15(4): 489–513.
- Bessette, R., & Haufler, V. (2001). Against All Odds: Why There Is No International Information Regime. *International Studies Perspectives*, 2, 69-92.
- Beyers, Jan. 2002. "Gaining and Seeking Access: The European Adaptation of Domestic Interest Associations." *European Journal of Political Research* 41(5): 585–612. <http://www.blackwell-synergy.com/doi/abs/10.1111/1475-6765.00023>.
- Beyers, Jan. 2004. "Voice and Access: Political Practices of European Interest Associations." *European Union Politics* 5(2): 211–40. <http://eup.sagepub.com/cgi/doi/10.1177/1465116504042442> (June 7, 2013).
- Beyers, Jan. 2014. "The Intereuro Project: Logic and Structure." *Interest Groups & Advocacy* 3(2): 126–40.
- Boräng, F., Eising, R., Klüver, H., Mahoney, C., Naurin, D., Rasch, D., & Rozbicka, P. (2014). Identifying Frames: A Comparison of Research Methods. *Interest Groups & Advocacy*, 3(2), 188-201.
- Bouwen, Pieter. 2004. "Exchanging Access Goods for Access : A Comparative Study of Business Lobbying in the European Institutions." 43(3): 337–69.
- Börzel, T., & Risse, T. (2003). Conceptualizing the Domestic Impact of Europe. In K. Featherstone & C. Radaelli (Eds.), *The Politics of Europeanization*. New York: Oxford University Press.
- Breach Level Index. (2014). Year of Mega Breaches and Identity Theft. Findings from the 2014 Breach Level Index. In Gemalto (Ed.), (pp. 1-14).
- Broscheid, Andreas, and David Coen. 2007. "Lobbying Activity and Fora Creation in the EU: Empirically Exploring the Nature of the Policy Good." *Journal of European Public Policy* 14(3): 346–65. <http://www.tandfonline.com/doi/abs/10.1080/13501760701243749> (July 2, 2013).
- Bunea, Adriana. 2015. "Sharing Ties and Preferences: Stakeholders' Position Alignments in the European Commission's Open Consultations." *European Union Politics* 16(2): 281–99.
- Chalmers, Adam William. 2015. "Financial Industry Mobilisation and Securities Markets Regulation in Europe." *European Journal of Political Research* 54(3): 482–501.
- Chong, D., & Druckman, J. (2007a). Framing Public Opinion in Competitive Democracies. *American Political Science Review*, 101(4), 637-655.
- Chong, D., & Druckman, J. (2007b). Framing Theory. *Annual Review of Political Science*, 10, 103-126.
- Clark, L. (2013, March 3, 2013). MEPs copied US lobbyists' Data Protection Regulation amendments verbatim. *Wired*.

- Coen, David, Wyn Grant, and Graham K. Wilson. 2010. "Political Science: Perspectives on Business and Government." In *The Oxford Handbook of Business and Government*, eds. David Coen, Wyn Grant, and Graham K. Wilson. Oxford: Oxford University Press.
- De Hert, P., & Papakonstantinou, V. (2012). The proposed data protection Regulation replacing Directive 95/46/EC: A sound system for the protection of individuals. *Computer Law and Security Review*, 28, 130-142.
- Drezner, D. W. (2007). *All Politics is Global. Explaining International Regulatory Regimes*. Princeton, New Jersey: Princeton University Press.
- Dunn, J. E. (2015). Banks will be the first to face massive EU Data Protection Regulation fines, say professionals. *Computer World*. Retrieved from <http://www.computerworlduk.com/news/security/banks-will-be-first-face-massive-eu-data-protection-regulation-fines-say-professionals-3611127/>
- Dür, Andreas, and Dirk De Bièvre. 2007. "Inclusion without Influence? NGOs in European Trade Policy." *Journal of European Public Policy* 27(1): 79–101.
- Dür, Andreas, and Gemma Mateo. 2016. *Insiders versus Outsiders. Interest Group Politics in Multilevel Europe*. Oxford: Oxford University Press.
- Eising, Rainer. 2007. "The Access of Business Interests to EU Institutions: Towards Elite Pluralism." *Journal of European Public Policy* 14(3): 384–406.
- Entman, R. (2004). *Projections of Power: Framing News, Public Opinion, and US Foreign Policy*. Chicago: University of Chicago Press.
- European Commission. (2002a). *The application of Commission Decision 520/2000/EC of 26 July 2000 pursuant to Directive 95/46 of the European Parliament and of the Council on the adequate protection of personal data provided by the Safe Harbour Privacy Principles and related Frequently Asked Questions issued by the US Department of Commerce*. Brussels.
- European Commission. (2002b). *Communication from the Commission: Consultation Document: Towards a reinforced culture of consultation and dialogue – Proposal for general principle and minimum standards for consultation of interested parties by the Commission. COM (2002) 277 Final*.
- European Commission. (2004). *The implementation of Commission Decision 520/2000/EC on the adequate protection of personal data provided by the Safe Harbour privacy Principles and related Frequently Asked Questions issued by the US Department of Commerce*. Brussels.
- European Data Protection Supervisor. (2014). Guidelines on data protection in EU financial services regulation (pp. 1-30).
- Feick, J., & Werle, R. (2010). Regulation of Cyberspace. In R. Baldwin, M. Cave & M. Lodge (Eds.), *The Oxford Handbook of Regulation* (pp. 523-547). Oxford: Oxford University Press.
- Goffman, E. (1974). *Frame Analysis: An Essay on the Organization of Experience*. New York: Harper and Row.
- Gray, Virginia, and David Lowery. 1997. "Reconceptualizing PAC Formation: It's Not a Collective Action Problem and May Be an Arms Race." *American Political Quarterly* 25(3): 319–46.
- Green, A. (2015, 6/5/2015). More work to be done in preparation for the new EU Data Protection Regulation [survey]. Retrieved from <http://blog.varonis.com/Are-you-prepared-for-the-EU-DP-Regulation/>
- Greenwood, Justin. 2011. *Interest Representation in the European Union*. 3rd ed. Basingstoke: Palgrave Macmillan.
- Gyves, M. A. (2015, 1/4/2015). How Safe? - The Future of the US-EU Safe Harbor. Retrieved from <http://www.natlawreview.com/article/how-safe-future-us-eu-safe-harbor-1>
- Hix, S., & Høyland, B. (2011). *The Political System of the European Union* (Third ed.): Palgrave Macmillan.
- Kanter, J. (2013). Rules Shielding Online Data from N.S.A. and Other Prying Eyes Advance on Europe, *The New York Times*. Retrieved from http://www.nytimes.com/2013/10/22/business/international/eu-panel-backs-plan-to-shield-online-data.html?_r=0
- Klüver, H. (2013). *Lobbying in the European Union: Interest Groups, Lobbying Coalitions, and Policy Change*. Oxford: Oxford University Press.

- Klüver, H., & Mahoney, C. (forthcoming). Measuring Interest Group Framing Strategies in Public Policy Debates. *Journal of Public Policy*.
- Klüver, Heike, Caelesta Braun, and Jan Beyers. 2015. "Legislative Lobbying in Context: Towards a Conceptual Framework of Interest Group Lobbying in the European Union." *Journal of European Public Policy* 22(4): 447–61.
- Kobrin, S. J. (1997). *Safe Harbors are Hard to Find: The Transatlantic Data Privacy Dispute, Territorial Jurisdiction and Global Governance*. Wharton Business School, University of Pennsylvania.
- Kohler-Koch, B. 1997. "Organized Interests in European Integration: The Evolution of a New Type of Governance?" In *Participation and Policy-Making in the European Union*, Oxford: Clarendon Press, 42–68.
- Kuner, C. (2012). The European Commission's Proposed Data Protection Regulation: A Copernican Revolution in European Data Protection Law. *Privacy and Security Law Report*, 11(6), 1-15.
- Ladrech, R. (2010). *Europeanization and National Politics*. Basingstoke: Palgrave Macmillan.
- Long, W. (2014). Significant Impact of New EU Data Protection Regulation on Financial Services. *Global Banking and Finance Review*, 1-3.
- Lowery, David et al. 2015. "Images of an Unbiased Interest System." *Journal of European Public Policy* 22(8): 1212–31.
- Mahoney, C. (Ed.). (2008). *Brussels vs. the Beltway: Advocacy in the United States and the European Union*. Washington D.C.: Georgetown University Press.
- Mazey, Sonia, and Jeremy Richardson. 1997. "Policy Framing: Interest Groups in the Lead up to the 1996 Inter-Governmental Conference." *West European Politics* 20(3): 111–33.
- McAdam, D., McCarthy, J., & Zald, M. (1996). *Comparative Perspectives on Social Movements: Political Opportunities, Mobilizing Structures and Cultural Framings*. Cambridge: Cambridge University Press.
- Messer, Anne, Joost Berkhout, and David Lowery. 2010. "The Density of the EU Interest System: A Test of the ESA Model." *British Journal of Political Science* 41: 161–90.
- Mooney, D. (2013). EU's General Data Regulation could be costly for businesses. *Euractiv*. Retrieved from <http://www.euractiv.com/specialreport-data-protection/eus-general-data-regulation-cost-analysis-516668>
- Newman, A. L. (2008). Building Transnational Civil Liberties: Transgovernmental Entrepreneurs and the European Data Privacy Directive. *International Organization*, 62(1), 103-130.
- Newman, Abraham L. 2010. "What You Want Depends on What You Know: Firm Preferences in an Information Age." *Comparative Political Studies* 43(10): 1286–1312.
- Persson, Thomas. 2007. "Democratizing European Chemicals Policy: Do Consultations Favour Civil Society Participation?" *Journal of Civil Society* 3(3): 223–38.
- Polletta, F., & Ho, M. K. (2006). Frames and their Consequences. In R. Goodin & C. Tilly (Eds.), *The Oxford Handbook of Contextual Political Analysis*. New York: Oxford University Press.
- Rasmussen, Anne, and Brendan J. Carroll. 2014. "Determinants of Upper-Class Dominance in the Heavenly Chorus: Lessons from European Online Consultations." *British Journal of Political Science* 44(2): 445–59.
- Risse, T., Cowles, M., & Caporaso, J. (2001). Europeanization and Domestic Change: Introduction. In M. Green Cowles, J. Caporaso & T. Risse (Eds.), *Transforming Europe: Europeanization and Domestic Change*. Ithaca: Cornell University Press.
- Rogers, J., & Carman, T. (2015). Cyber Security in the Financial Services Sector. *Global Data Hub*, from http://www.taylorwessing.com/globaldatahub/article_cyber_crime_finance.html
- Rossi, A. (2014). Internet Privacy: Who Sets the Global Standard. *The International Spectator: Italian Journal of International Affairs*, 49(1), 65-80.
- Salisbury, R. H. (1984). Interest representation: the dominance of institutions. *The American Political Science Review*, 78(1), 64-76.
- Schattschneider, E. E. (1975). *The semisovereign people : a realist's view of democracy in America* Hinsdale, IL Dryden Press.

- Simmons, B. A. (2001). The International Politics of Harmonization: The Case of Capital Market Regulation. *International Organization*, 55(3), 589-620.
- Soroka, S. (2006). Good News and Bad News: Asymmetric Responses to Economic Information. *Journal of Politics*, 68(2), 372-385.
- Streeck, W., and P. C. Schmitter. 1991. "From National Corporatism to Transnational Pluralism: Organized Interests in the Single European Market." *Politics & Society* 19(2): 133-64. <http://pas.sagepub.com/cgi/doi/10.1177/003232929101900202>.
- Tarrow, S. (1998). *Power in Movement: Social Movements and Contentious Politics*. Cambridge: Cambridge University Press.
- Vogel, D. (2012). *The Politics of Precaution: Health, Safety, and Environmental Risks in Europe and the United States*. Princeton: Princeton University Press.
- Voss, W. G. (2014). Looking at European Union data protection law reform through a different prism: The proposed EU General Data Protection Regulation Two Year Later. *Journal of International Law*, 17(9), 11-25.
- Walker, J. L. 1991. *Mobilizing Interest Groups in America: Patrons, Professions, and Social Movements*. Ann Arbor: University of Michigan Press.
- Wood, D. (2005). *Governing Global Banking: The Basel Committee and the Politics of Financial Globalization*. Aldershot: Ashgate.
- Wonka, Arndt, Joost Berkhout, Frank R. Baumgartner, and Christine Mahoney. 2010. "Measuring the Size and Scope of the EU Interest Group Population." *European Union Politics* 11(3): 436-76.
- Yackee, J. W., & Yackee, S. W. (2006). A Bias Toward Business? Assessing Interest Group Influence in the U.S. Bureaucracy. *Journal of Politics*, 68(1), 128-139.
- Young, Kevin L., and Stefano Pagliari. 2017. "Capital United? Business Unity in Regulatory Politics and the Special Place of Finance." *Regulation & Governance* 11(1): 3-23.

Endnotes

ⁱ In the context of the United States, for instance, ‘study after study has concluded that the vast majority of lobbyists in Washington are employed by business and the majority of campaign contributions are from interest group coming from business’ (Coen, Grant, & Wilson (2010), p.10; see also Gray & Lowery 1997; Baumgartner et al., 2009).

ⁱⁱ This design choice also marks an advance on Bunea (2015), which examines coordinated lobbying in European Commission open consultations with a focus on five distinct policy events spanning the period 2003 to 2008.

ⁱⁱⁱ Another example of a highly lobbied EC proposal would be the 2003 ‘Registration, Evaluation, and Authorization of Chemicals’ Regulation (REACH) (see Persson, 2007).

^{iv} All consultation data are gathered from the DG Justice website (http://ec.europa.eu/justice/data-protection/opinion/index_en.htm (accessed 30/7/2015))

^v The Commission also routinely consults interest group via various conferences and public hearings. These consultations are excluded from this analysis insofar as there are no data on interest group participation.

^{vi} Since there was no standard format for all three consultations we were unable to code in a way to capture the multidimensionality of GDPR sub-issues. Hence, we opted to code preferences at the level of each individual submission. This approach is consistent Young and Pagliari (2014).

^{vii} The Breach Level Index can be found here: <http://breachlevelindex.com/> (accessed 27.1.2018)

^{viii} The list also includes government / public authorities (13%). Given our focus, these actors are not included in this study. The index also has a ‘Other’ category for all other sectors (21%).

^{ix} This approach to coding is consistent with a growing body of research, including the *Intereuro* project (Beyers et al. 2014).

^x The Safe Harbour list can be found here: <https://tresorit.com/safe-harbor>

^{xi} Information on the transposition of the 1995 directive can be found here:

http://ec.europa.eu/justice/data-protection/law/status-implementation/index_en.htm

^{xii} The European Commission Transparency Register is available online at:

<http://ec.europa.eu/transparencyregister/public/homePage.do> (accessed 30/7/2015).

^{xiii} European Commission, Special Eurobarometer 359, Attitudes on Data Protection and Electronic Identity in the EU, June 2011. The report can be found here:

https://data.europa.eu/euodp/data/dataset/S864_74_3_EBS359

^{xiv} We would like to thank the Editor for this important suggestion.

^{xv} The mentioned consultation documents can be found here:

http://ec.europa.eu/justice/newsroom/data-protection/opinion/101104_en.htm

^{xvi} The mentioned consultation documents can be found here:

http://ec.europa.eu/justice/newsroom/data-protection/opinion/101104_en.htm