

Original citation:

LHCb Collaboration (Including: Back, John J., Craik, Daniel, Dossett, D., Gershon, Timothy J., Kreps, Michal, Latham, Thomas, Pilar, T., Poluektov, Anton, Reid, Matthew M., Silva Coutinho, R., Whitehead, M. (Mark) and Williams, M. P.). (2013) Measurement of the branching fractions of the decays $B_s^0 \rightarrow D^- K^+ \pi^+$ and $B^0 \rightarrow D^+ K^- \pi^-$. Physical Review D - Particles, Fields, Gravitation and Cosmology , Volume 87 (Number 11). Article number 112009. ISSN 1550-7998

Permanent WRAP url:

<http://wrap.warwick.ac.uk/59259>

Copyright and reuse:

The Warwick Research Archive Portal (WRAP) makes this work of researchers of the University of Warwick available open access under the following conditions.

This article is made available under the Creative Commons Attribution 3.0 (CC BY 3.0) license and may be reused according to the conditions of the license. For more details see: <http://creativecommons.org/licenses/by/3.0/>

A note on versions:

The version presented in WRAP is the published version, or, version of record, and may be cited as it appears here.

For more information, please contact the WRAP Team at: publications@warwick.ac.uk



<http://wrap.warwick.ac.uk>

Measurement of the branching fractions of the decays $B_s^0 \rightarrow \bar{D}^0 K^- \pi^+$ and $B^0 \rightarrow \bar{D}^0 K^+ \pi^-$

 R. Aaij *et al.**

(LHCb Collaboration)

(Received 24 April 2013; published 20 June 2013)

The first observation of the decay $B_s^0 \rightarrow \bar{D}^0 K^- \pi^+$ is reported. The analysis is based on a data sample, corresponding to an integrated luminosity of 1.0 fb^{-1} of pp collisions, collected with the LHCb detector. The branching fraction relative to that of the topologically similar decay $B^0 \rightarrow \bar{D}^0 \pi^+ \pi^-$ is measured to be $\frac{\mathcal{B}(B_s^0 \rightarrow \bar{D}^0 K^- \pi^+)}{\mathcal{B}(B^0 \rightarrow \bar{D}^0 \pi^+ \pi^-)} = 1.18 \pm 0.05(\text{stat}) \pm 0.12(\text{syst})$. In addition, the relative branching fraction of the decay $B^0 \rightarrow \bar{D}^0 K^+ \pi^-$ is measured to be $\frac{\mathcal{B}(B^0 \rightarrow \bar{D}^0 K^+ \pi^-)}{\mathcal{B}(B^0 \rightarrow \bar{D}^0 \pi^+ \pi^-)} = 0.106 \pm 0.007(\text{stat}) \pm 0.008(\text{syst})$.

 DOI: [10.1103/PhysRevD.87.112009](https://doi.org/10.1103/PhysRevD.87.112009)

PACS numbers: 13.25.Hw, 12.15.Hh

I. INTRODUCTION

The precise measurement of the angle γ of the CKM unitarity triangle [1,2] is one of the primary objectives in contemporary flavor physics. Measurements from the experiments *BABAR*, *Belle* and *LHCb* are based mainly on studies of $B^+ \rightarrow DK^+$ decays, where the notation D implies that the neutral D meson is an admixture of D^0 and \bar{D}^0 states. Each experiment currently gives constraints on γ with a precision of $\sim 15^\circ$ [3–5]. Significant reduction of this uncertainty is well motivated, and the use of additional channels to further improve the precision is of great interest.

The decay $B^0 \rightarrow DK^+ \pi^-$, including the resonant contribution from $B^0 \rightarrow DK^{*0}$, is one of the modes with the potential to make significant impact on the overall determination of γ [6]. A first measurement of CP observables in $B^0 \rightarrow DK^{*0}$ decays has been reported by *LHCb* [7]. This decay is particularly sensitive to γ owing to the interference of $b \rightarrow c\bar{u}s$ and $b \rightarrow u\bar{c}s$ amplitudes, which for this decay are of similar magnitude. It has been noted that an amplitude analysis of $B^0 \rightarrow DK^+ \pi^-$ decays can further improve the sensitivity and also resolve the ambiguities in the result [8,9].

The decays $B^0 \rightarrow \bar{D}^0 K^+ \pi^-$ and $B_s^0 \rightarrow \bar{D}^0 K^- \pi^+$ can be mediated by the decay diagrams shown in Fig. 1. Both B^0 and B_s^0 decays are flavor specific, with the charge of the kaon identifying the flavor of the decaying B meson, though the charges are opposite in the two cases. In addition to these color-allowed tree-level diagrams, color-suppressed tree-level diagrams contribute to $B_{(s)}^0 \rightarrow \bar{D}^0 K \pi$ decays ($K\pi$ denotes the sum over both charge combinations). Both color-allowed and color-suppressed diagrams contribute to the CKM-suppressed $B_{(s)}^0 \rightarrow D^0 K \pi$ modes.

A first study of the decay $B^0 \rightarrow \bar{D}^0 K^+ \pi^-$ has been performed by *BABAR* [10], giving a branching fraction

*Full author list given at the end of the article.

Published by the American Physical Society under the terms of the [Creative Commons Attribution 3.0 License](https://creativecommons.org/licenses/by/3.0/). Further distribution of this work must maintain attribution to the author(s) and the published article's title, journal citation, and DOI.

measurement $\mathcal{B}(B^0 \rightarrow \bar{D}^0 K^+ \pi^-) = (88 \pm 15 \pm 9) \times 10^{-6}$, where the contribution from the $B^0 \rightarrow D^{*0} K^+$ decay is excluded. There is no previous branching fraction measurement for the inclusive three-body process $B_s^0 \rightarrow \bar{D}^0 K^- \pi^+$, although that of the resonant contribution $\bar{D}^0 \bar{K}^{*0}$ has been measured by *LHCb* [11]. Since the $B_s^0 \rightarrow \bar{D}^0 K^- \pi^+$ and the related $B_s^0 \rightarrow \bar{D}^{*0} K^- \pi^+$ decays form potentially serious backgrounds to the $B^0 \rightarrow DK^+ \pi^-$ channel, measurements of their properties will be necessary to reduce systematic uncertainties in the determination of γ .

In this paper the results of a study of neutral B meson decays to $\bar{D}^0 K \pi$, including inspections of their Dalitz plot distributions, are presented. The $\bar{D}^0 K^+ \pi^-$ and $\bar{D}^0 K^- \pi^+$ final states are combined, and the inclusion of charge conjugate processes is implied throughout the paper. In order to reduce systematic uncertainties in the measurements, the topologically similar decay $\bar{D}^0 \pi^+ \pi^-$, which has been studied in detail previously [12,13], is used as a normalization channel. In this paper, $D\pi\pi$ denotes the $\bar{D}^0 \pi^+ \pi^-$ final state, and $DK\pi$ denotes the sum over the $\bar{D}^0 K^+ \pi^-$ and $\bar{D}^0 K^- \pi^+$ final states. The neutral D meson is reconstructed using the $\bar{D}^0 \rightarrow K^+ \pi^-$ final state; therefore, the signal yields measured include small contributions from $D^0 \rightarrow K^+ \pi^-$ decays, but such contributions are expected to be small and are neglected hereafter. The analysis uses a data sample, corresponding to an integrated luminosity of 1.0 fb^{-1} of pp collisions at a center-of-mass energy of 7 TeV, collected with the *LHCb* detector during 2011.

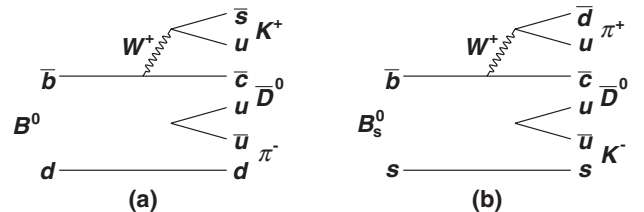


FIG. 1. Decay diagrams for (a) favored $B^0 \rightarrow \bar{D}^0 K^+ \pi^-$ decays and (b) favored $B_s^0 \rightarrow \bar{D}^0 K^- \pi^+$ decays.

II. DETECTOR, TRIGGER AND SELECTION

The LHCb detector [14] is a single-arm forward spectrometer covering the pseudorapidity range $2 < \eta < 5$, designed for the study of particles containing b or c quarks. The detector includes a high-precision tracking system consisting of a silicon-strip vertex detector surrounding the pp interaction region, a large-area silicon-strip detector located upstream of a dipole magnet with a bending power of about 4 Tm, and three stations of silicon-strip detectors and straw drift tubes placed downstream. The combined tracking system provides a momentum measurement with relative uncertainty that varies from 0.4% at 5 GeV/ c to 0.6% at 100 GeV/ c , and impact parameter (IP) resolution of 20 μm for tracks with high transverse momentum (p_T). Charged hadrons are identified using two ring-imaging Cherenkov detectors [15]. Photon, electron and hadron candidates are identified by a calorimeter system consisting of scintillating-pad and preshower detectors, an electromagnetic calorimeter and a hadronic calorimeter. Muons are identified by a system composed of alternating layers of iron and multiwire proportional chambers.

The LHCb trigger [16] consists of a hardware stage, based on information from the calorimeter and muon systems, followed by a software stage that applies a full event reconstruction. In this analysis, signal candidates are accepted if one of the final state particles created a cluster in the hadronic calorimeter with sufficient transverse energy to fire the hardware trigger. Events that are triggered at the hardware level by another particle in the event are also retained.

The software trigger requires a two-, three- or four-track secondary vertex with a high sum of the transverse momentum, p_T , of the tracks and a significant displacement from the primary pp interaction vertices (PVs). At least one track should have $p_T > 1.7$ GeV/ c and impact parameter χ^2 , χ_{IP}^2 , with respect to the primary interaction greater than 16. The χ_{IP}^2 is the difference between the χ^2 of the PV reconstruction with and without the considered track. A multivariate algorithm [17] is used for the identification of secondary vertices consistent with the decay of a b hadron.

Candidates that satisfy the software trigger selection and are consistent with the decay chain $B_{(s)}^0 \rightarrow \bar{D}^0 K^\pm \pi^\mp$, $\bar{D}^0 \rightarrow K^+ \pi^-$ are selected, with requirements similar to those in the LHCb study of the decay $B_{(s)}^0 \rightarrow \bar{D}^0 K^+ K^-$ [18]. The \bar{D}^0 candidate invariant mass is required to satisfy $1844 < m_{K\pi} < 1884$ MeV/ c^2 . Tracks are required to be consistent with either the kaon or pion hypothesis, as appropriate, based on particle identification (PID) information primarily from the ring-imaging Cherenkov detectors [15]. All other selection criteria were tuned on the $\bar{D}^0 \pi^+ \pi^-$ channel. The large yield available for the $B^0 \rightarrow \bar{D}^0 \pi^+ \pi^-$ normalization sample allows the selection to be based on data, though the efficiencies are determined using simulated events. In the simulation, pp collisions are

generated using PYTHIA 6.4 [19] with a specific LHCb configuration [20]. Decays of hadronic particles are described by EVTGEN [21] in which final state radiation is generated using PHOTOS [22]. The interaction of the generated particles with the detector and its response are implemented using the GEANT4 toolkit [23] as described in Ref. [24].

Loose selection requirements are applied to obtain a visible signal peak in the $\bar{D}^0 \pi^+ \pi^-$ normalization channel. The selection includes criteria on the quality of the tracks forming the signal candidate, their p , p_T and χ_{IP}^2 . Requirements are also placed on the corresponding variables for candidate composite particles ($\bar{D}^0, B_{(s)}^0$) together with restrictions on the consistency of the decay fit (χ_{vertex}^2), the flight distance significance (χ_{flight}^2), and the cosine of the angle between the momentum vector and the line joining the PV under consideration to the $B_{(s)}^0$ vertex ($\cos \theta_{\text{dir}}$) [11].

A boosted decision tree (BDT) [25] that identifies $\bar{D}^0 \rightarrow K^+ \pi^-$ candidates is used to suppress backgrounds from b -hadron decays to final states that do not contain charmed particles and backgrounds where the \bar{D}^0 does not decay to the $K^+ \pi^-$ final state. This “ D^0 BDT” [26,27] is trained using a large high-purity sample obtained from $B^+ \rightarrow \bar{D}^0 \pi^+$ decays. The BDT takes advantage of the kinematic similarity of all b -hadron decays and avoids using any topological information from the $B_{(s)}^0$ decay. Properties of the \bar{D}^0 candidate and its daughter tracks, containing kinematic, track quality, vertex and PID information, are used to train the BDT.

Further discrimination between signal and background categories is achieved by calculating weights, using the $sPlot$ technique [28], for the remaining $\bar{D}^0 \pi^+ \pi^-$ candidates. The weights are based on a simplified fit to the B candidate invariant mass distribution from the $D\pi\pi$ data sample. The weights are used to train a neural network [29] to maximise the separation between the categories. A total of 10 variables are used in the network. They include the p_T , χ_{IP}^2 , χ_{vertex}^2 , χ_{flight}^2 and $\cos \theta_{\text{dir}}$ of the $B_{(s)}^0$ candidate, the output of the D^0 BDT and the χ_{IP}^2 of the two pion tracks that originate from the $B_{(s)}^0$ vertex. The p_T asymmetry and track multiplicity in a cone with half-angle of 1.5 units in the plane of pseudorapidity and azimuthal angle (measured in radians) [30] around the $B_{(s)}^0$ candidate flight direction are also used. The input quantities to the neural network only depend weakly on the kinematics of the $B_{(s)}^0$ decay. A requirement on the network output is imposed that reduces the combinatorial background by an order of magnitude while retaining about 70% of the signal.

To improve the $B_{(s)}^0$ candidate invariant mass resolution, the four-momenta of the tracks from the \bar{D}^0 candidate are adjusted [31] so that their combined invariant mass matches the world average value [32]. An additional $B_{(s)}^0$ mass constraint is applied in the calculation of the Dalitz

plot coordinates, $m^2(DK)$ and $m^2(D\pi)$, which are used in the determination of event-by-event efficiencies. The coordinates are calculated twice: once each with a B^0 and a B_s^0 mass constraint. A small fraction ($\sim 1\%$ within the fitted mass range) of candidates with invariant masses far from the $B_{(s)}^0$ peak fail one or both of these mass-constrained fits, and are removed from the analysis.

To remove the large background from $B^0 \rightarrow D^{*-} \pi^+$ decays, candidates in both samples are rejected if the mass difference $m_{D\pi} - m_D$ (for either pion charge in the combinations $\bar{D}^0 \pi^+ \pi^-$ and $\bar{D}^0 K \pi$) lies within $\pm 2.5 \text{ MeV}/c^2$ of the nominal $D^{*-} \bar{D}^0$ mass difference [32]. Candidates in the $DK\pi$ sample are also rejected if the mass difference $m_{DK} - m_D$ calculated under the pion mass hypothesis satisfies the same criterion. A potential background contribution from $B_{(s)}^0 \rightarrow D^{\mp} K^{\pm}$ decays is removed by requiring that the pion from the \bar{D}^0 candidate together with the kaon and the pion do not form an invariant mass in the range 1850–1885 MeV/c^2 . Further $DK\pi$ candidates are rejected by requiring that the kaon from the \bar{D}^0 candidate together with the kaon and the pion do not form an invariant mass in the range 1955–1975 MeV/c^2 , which removes potential background from $B_{(s)}^0 \rightarrow D_s^{\mp} \pi^{\pm}$ decays. A muon veto is applied to all four final state tracks to remove potential background from $B_{(s)}^0 \rightarrow J/\psi K^{*0}$ decays and \bar{D}^0 candidates are required to travel at least 1 mm from the $B_{(s)}^0$ decay vertex to remove charmless backgrounds that survive the D^0 BDT requirement.

Candidates are retained for further analysis if they have an invariant mass in the range 5150–5600 MeV/c^2 for $D\pi\pi$ or 5200–5600 MeV/c^2 for $DK\pi$. After all selection requirements are applied, fewer than 1% of events with at least one candidate also contain a second candidate. Such multiple candidates are retained and treated in the same manner as other candidates; the associated systematic uncertainty is negligible.

III. DETERMINATION OF SIGNAL YIELDS

The signal yields are obtained from unbinned maximum likelihood fits to the invariant mass distributions. In addition to signal contributions and combinatorial background, candidates may be formed from misidentified or partially reconstructed b -hadron decays. Contributions from partially reconstructed decays are reduced by the lower bounds on the invariant mass regions used in the fits. Sources of misidentified backgrounds are investigated using simulation. Most potential sources are found to have broad invariant mass distributions, and are absorbed in the combinatorial background shapes used in the fits described below. Backgrounds from $\bar{\Lambda}_b^0 \rightarrow \bar{D}^0 \bar{p} \pi^+$ [33] and $B^0 \rightarrow \bar{D}^0 \pi^+ \pi^-$ decays may, however, give contributions with distinctive shapes in the mass distributions of $D\pi\pi$ and $DK\pi$ candidates, respectively, and are therefore explicitly modelled in the fits.

The $D\pi\pi$ fit includes a double Gaussian shape to describe the signal, where the two Gaussian functions share a common mean, together with an exponential component for partially reconstructed background, and a probability density function (PDF) for $\bar{\Lambda}_b^0 \rightarrow \bar{D}^0 \bar{p} \pi^+$ decays. This PDF is modelled using a smoothed nonparametric function obtained from simulated data, reweighted so that the $\bar{D}^0 \pi^+$ invariant mass distribution matches that observed in data. The shape of the combinatorial background is essentially linear, but is multiplied by a function that accounts for the fact that candidates with high invariant masses are more likely to fail the $B_{(s)}^0$ mass constrained fit. There are ten free parameters in the $D\pi\pi$ fit: the double Gaussian peak position, the widths of the two Gaussian shapes and the relative normalization of the two Gaussian functions, the linear slope of the combinatorial background, the exponential shape parameter of the partially reconstructed background, and the yields of the four categories. The result of the fit to the $D\pi\pi$ candidates is shown in Fig. 2(a) and yields $8558 \pm 134 B^0 \rightarrow \bar{D}^0 \pi^+ \pi^-$ decays.

The $DK\pi$ fit includes a second double Gaussian component to account for the presence of both B^0 and B_s^0 decays. The peaking background PDF for $B^0 \rightarrow \bar{D}^0 \pi^+ \pi^-$ decays is modelled using a smoothed nonparametric function derived from simulation, reweighted in the same way as described for $\bar{\Lambda}_b^0 \rightarrow \bar{D}^0 \bar{p} \pi^+$ decays above. The dominant partially reconstructed backgrounds in the $DK\pi$ fit are from B_s^0 decays and these extend into the B^0 signal region. Instead of an exponential component, a background PDF for $B_s^0 \rightarrow \bar{D}^{*0} K^- \pi^+$ decays is included, modelled using a smoothed nonparametric function obtained from simulation. Studies using simulated data show that this function can account for all resonant contributions to the $B_s^0 \rightarrow \bar{D}^{*0} K^- \pi^+$ final state. The function describing the combinatorial background has the same form as for the $D\pi\pi$ fit. The $DK\pi$ fit has eight free parameters; the parameters of the double Gaussian functions are constrained to be identical for the B^0 and B_s^0 signals, with an offset in their mean values fixed to the known B^0 - B_s^0 mass difference [32]. The relative width of the broader to the narrower Gaussian component and the relative normalization of the two Gaussian functions are constrained within their uncertainties to the values obtained in simulation. The result of the fit is shown in Fig. 2(b) and yields $815 \pm 55 B^0 \rightarrow \bar{D}^0 K^+ \pi^-$ and $2391 \pm 81 B_s^0 \rightarrow \bar{D}^0 K^- \pi^+$ decays. All background yields in both fits are consistent with their expectations within uncertainties, based on measured or predicted production rates and branching fractions and background rejection factors determined from simulations.

IV. CALCULATION OF BRANCHING FRACTION RATIOS

The ratios of branching fractions are obtained after applying event-by-event efficiencies as a function of the Dalitz plot position. The branching fraction for the $B^0 \rightarrow \bar{D}^0 K^+ \pi^-$ decay is determined as

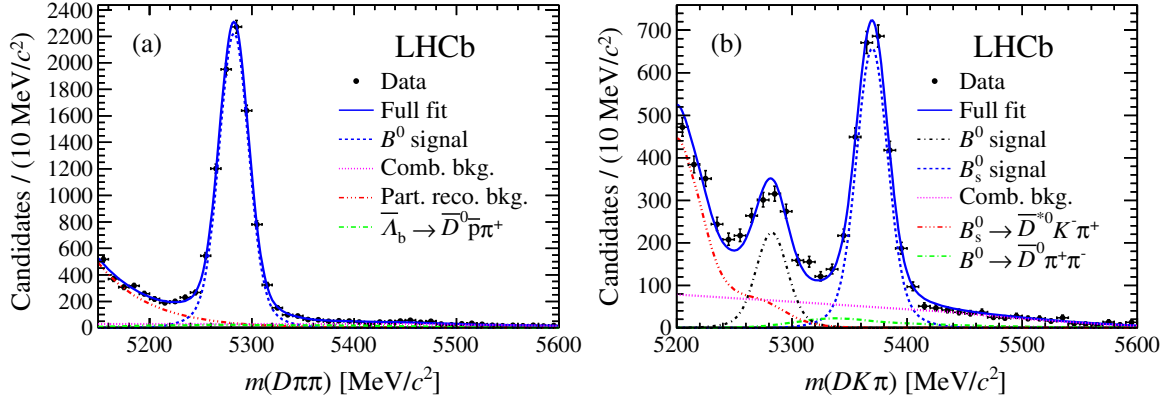


FIG. 2 (color online). Fits to the B^0 candidate invariant mass distributions for the (a) $D\pi\pi$ and (b) $DK\pi$ samples. Data points are shown in black, the full fitted PDFs as solid blue lines and the components as detailed in the legends.

$$R_{B^0} \equiv \frac{\mathcal{B}(B^0 \rightarrow \bar{D}^0 K^+ \pi^-)}{\mathcal{B}(B^0 \rightarrow \bar{D}^0 \pi^+ \pi^-)} = \frac{N^{\text{corr}}(B^0 \rightarrow \bar{D}^0 K^+ \pi^-)}{N^{\text{corr}}(B^0 \rightarrow \bar{D}^0 \pi^+ \pi^-)}, \quad (1)$$

and the branching fraction of the $B_s^0 \rightarrow \bar{D}^0 K^- \pi^+$ mode is determined as

$$\begin{aligned} R_{B_s^0} &\equiv \frac{\mathcal{B}(B_s^0 \rightarrow \bar{D}^0 K^- \pi^+)}{\mathcal{B}(B^0 \rightarrow \bar{D}^0 \pi^+ \pi^-)} \\ &= \left(\frac{f_s}{f_d}\right)^{-1} \frac{N^{\text{corr}}(B_s^0 \rightarrow \bar{D}^0 K^- \pi^+)}{N^{\text{corr}}(B^0 \rightarrow \bar{D}^0 \pi^+ \pi^-)}, \end{aligned} \quad (2)$$

where the efficiency corrected yield is $N^{\text{corr}} = \sum_i W_i / \epsilon_i^{\text{tot}}$. Here the index i runs over all candidates in the fit range, W_i is the signal weight for candidate i , determined using the procedure described in Ref. [28], from the fits shown in Fig. 2 and ϵ_i^{tot} is the efficiency for candidate i as a function of its Dalitz plot position. The ratio of fragmentation fractions is $f_s/f_d = 0.256 \pm 0.020$ [34]. The statistical uncertainty on the branching fraction ratio incorporates the effects of the shape parameters that are allowed to vary in the fit and the dilution due to event weighting. Most potential systematic effects cancel in the ratio.

The PID efficiency is measured using a control sample of $D^{*-} \rightarrow \bar{D}^0 \pi^-$, $\bar{D}^0 \rightarrow K^+ \pi^-$ decays to obtain background-subtracted efficiency tables for kaons and pions as a function of their p and p_T [15,35]. The kinematic properties of the particles in signal decays are obtained from simulation in which events are uniformly distributed across the phase space, allowing the PID efficiency for each event to be obtained from the tables, while taking into account the correlation between the p and p_T values of the two tracks. The other contributions to the efficiency (detector acceptance, selection criteria and trigger effects) are determined from phase space simulation, and validated using data. All are found to be approximately constant across the Dalitz plane, apart from some modulations seen near the kinematic boundaries and, for the $DK\pi$ channels, a variation caused by different PID requirements on the pion and the kaon. The efficiency for

each mode, averaged across the Dalitz plot, is given in Table I together with the contributions from geometrical acceptance, trigger and selection requirements and particle identification.

The Dalitz plots obtained from the signal weights are shown in Fig. 3. The $B^0 \rightarrow \bar{D}^0 \pi^+ \pi^-$ plot, Fig. 3(a), shows contributions from the $\rho^0(770)$ and $f_2(1270)$ resonances (upper diagonal edge of the Dalitz plot) and from the $D_2^{*-}(2460)$ state (horizontal band), as expected from previous studies of this decay [12,13]. The $B^0 \rightarrow \bar{D}^0 K^+ \pi^-$ plot, Fig. 3(b), shows contributions from the $K^{*0}(892)$ (upper diagonal edge) and from the $D_2^{*-}(2460)$ (vertical band) resonances, also as expected [10]. The $B_s^0 \rightarrow \bar{D}^0 K^- \pi^+$ plot, Fig. 3(c), shows contributions from the $\bar{K}^{*0}(892)$ (upper diagonal edge) and from the $D_{s2}^{*-}(2573)$ (horizontal band) states. The former contribution is as expected [11]. The decay $B_s^0 \rightarrow D_{s2}^{*-}(2573)\pi^+$ has not been observed previously but is expected to exist given the observation of the $B_s^0 \rightarrow D_{s2}^{*-}(2573)\mu^+ \nu X$ decay [36].

V. SYSTEMATIC UNCERTAINTIES AND CROSS-CHECKS

Systematic uncertainties are assigned to both branching fraction ratios due to the following sources (summarized in Table II). Note that all uncertainties are relative. The

TABLE I. Summary of the efficiencies for $D\pi\pi$ and $DK\pi$ in phase space simulation. Contributions from geometrical acceptance (ϵ^{geom}), trigger and selection requirements ($\epsilon^{\text{trig\&sel}}$) and particle identification (ϵ^{PID}) are shown. The geometrical acceptance is evaluated for B mesons produced within the detector acceptance. Values given are in percent.

	$B^0 \rightarrow D\pi\pi$	$B^0 \rightarrow DK\pi$	$B_s^0 \rightarrow DK\pi$
ϵ^{geom}	44.7	46.6	46.5
$\epsilon^{\text{trig\&sel}}$	1.32	1.25	1.25
ϵ^{PID}	89.3	74.8	75.0
ϵ^{tot}	0.53	0.44	0.44

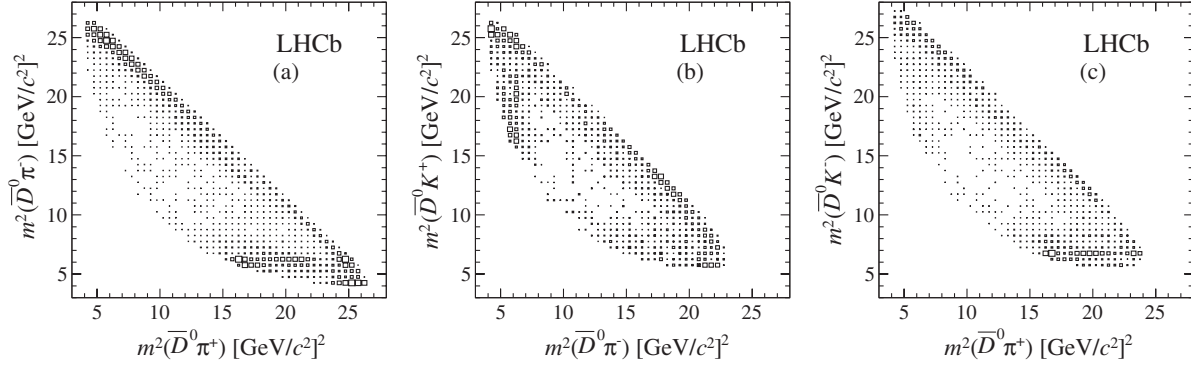


FIG. 3. Efficiency-corrected Dalitz plot distributions for (a) $B^0 \rightarrow \bar{D}^0 \pi^+ \pi^-$, (b) $B^0 \rightarrow \bar{D}^0 K^+ \pi^-$ and (c) $B_s^0 \rightarrow \bar{D}^0 K^- \pi^+$ candidates obtained from the signal weights.

variation of efficiency across the Dalitz plot may not be correctly modelled in simulation. A two-dimensional polynomial is used to fit the variation across the Dalitz region of each of the four contributions to the efficiency (detector acceptance, selection criteria, PID and trigger effects). These polynomials are used to generate 1000 simulated pseudoexperiments, varying the fit parameters within their uncertainties. Each set of simulations is used to calculate the efficiency corrected yield. The standard deviation from a Gaussian fit to these yields is used to provide a systematic uncertainty for each decay mode. This leads to a systematic uncertainty of 3.4% (3.1%) for R_{B^0} ($R_{B_s^0}$). The $DK\pi$ fit model is varied by scaling the signal PDF width ratio to account for the different masses of the B^0 and B_s^0 mesons, replacing the PDFs of the background components with unsmoothed versions, adding components for potential background from $B_s^0 \rightarrow \bar{D}^{*0} \bar{K}^{*0}$ and $\bar{\Lambda}_b^0 \rightarrow \bar{D}^0 \bar{p} \pi^+$ decays, and replacing the double Gaussian signal components with double Crystal Ball [37] functions. The $D\pi\pi$ fit model is varied by replacing the PDF of the $\bar{\Lambda}_b^0 \rightarrow \bar{D}^0 \bar{p} \pi^+$ component with an unsmoothed version, varying the slope of the combinatorial background and replacing

TABLE II. Systematic uncertainties on R_{B^0} and $R_{B_s^0}$. The total is obtained from the sum in quadrature of all contributions. Note that all uncertainties are relative.

Source	Uncertainty (%)	
	B^0	B_s^0
Modelling of efficiency	3.4	3.1
Fit model	6.3	4.3
$D^{*\pm}$ veto	<0.1	1.0
D^\pm veto	2.0	0.2
D_s^\pm veto	0.2	0.5
Trigger	1.0	1.0
Particle identification	1.0	1.0
Simulation statistics	2.0	2.0
f_s/f_d	...	7.8
Total	7.8	9.8

the exponential partially reconstructed background component with a PDF for $B^0 \rightarrow \bar{D}^{*0} \pi^+ \pi^-$ decays. Combined in quadrature, these contribute 6.3% (4.3%) to R_{B^0} ($R_{B_s^0}$). Variations in the $D^{*\pm}$, D^\pm and D_s^\pm vetoes contribute to R_{B^0} ($R_{B_s^0}$), at the level of <0.1%, 2.0% and 0.2% (1.0%, 0.5% and 0.2%), respectively. In addition, the possible differences in the data to simulation ratios of trigger and PID efficiencies between the two channels (both 1.0%) and the limited statistics of the simulated data samples used to calculate efficiencies (2.0%) affect both R_{B^0} and $R_{B_s^0}$. The uncertainty on the quantity f_s/f_d (7.8%) affects only $R_{B_s^0}$. The total systematic uncertainties are obtained as the quadratic sums of all contributions.

A number of cross-checks are performed to test the stability of the results. Based upon the hardware trigger decision, candidates are separated into three groups: events in which a particle from the signal decay created a cluster with enough energy in the calorimeter to fire the trigger, events that were triggered independently of the signal decay and those events that were triggered by both the signal decay and the rest of the event. The data sample is divided by dipole magnet polarity. The neural network and PID requirements are both tightened and loosened. The PID efficiency is evaluated using the kinematic properties from $\bar{D}^0 \pi^+ \pi^-$ data instead of from simulation. The requirement for the $B_{(s)}^0$ mass constrained fits to converge is removed. All cross-checks give consistent results.

VI. RESULTS AND CONCLUSIONS

In summary, the decay $B_s^0 \rightarrow \bar{D}^0 K^- \pi^+$ has been observed for the first time, and its branching fraction relative to that of the $B^0 \rightarrow \bar{D}^0 \pi^+ \pi^-$ decay is measured to be

$$\frac{\mathcal{B}(B_s^0 \rightarrow \bar{D}^0 K^- \pi^+)}{\mathcal{B}(B^0 \rightarrow \bar{D}^0 \pi^+ \pi^-)} = 1.18 \pm 0.05(\text{stat}) \pm 0.12(\text{syst}).$$

The current world average value of $\mathcal{B}(B^0 \rightarrow \bar{D}^0 \pi^+ \pi^-) = (8.4 \pm 0.4 \pm 0.8) \times 10^{-4}$ [12] assumes equal production of $B^+ B^-$ and $B^0 \bar{B}^0$ at the $\Upsilon(4S)$ resonance and uses the D^0

branching fraction $\mathcal{B}(D^0 \rightarrow K^- \pi^+) = (3.80 \pm 0.07)\%$. Using the current world average values of $\Gamma(Y(4S) \rightarrow B^+ B^-)/\Gamma(Y(4S) \rightarrow B^0 \bar{B}^0) = 1.055 \pm 0.025$ [32] and $\mathcal{B}(D^0 \rightarrow K^- \pi^+) = (3.88 \pm 0.05)\%$ [32], the branching fraction of the normalization channel becomes $\mathcal{B}(B^0 \rightarrow \bar{D}^0 \pi^+ \pi^-) = (8.5 \pm 0.4 \pm 0.8) \times 10^{-4}$. This corrected value gives

$$\begin{aligned} \mathcal{B}(B_s^0 \rightarrow \bar{D}^0 K^- \pi^+) \\ = (1.00 \pm 0.04(\text{stat}) \pm 0.10(\text{syst}) \pm 0.10(\mathcal{B})) \times 10^{-3}, \end{aligned}$$

where the third uncertainty arises from $\mathcal{B}(B^0 \rightarrow \bar{D}^0 \pi^+ \pi^-)$. The $B^0 \rightarrow \bar{D}^0 K^+ \pi^-$ decay has also been measured, with relative branching fraction

$$\frac{\mathcal{B}(B^0 \rightarrow \bar{D}^0 K^+ \pi^-)}{\mathcal{B}(B^0 \rightarrow \bar{D}^0 \pi^+ \pi^-)} = 0.106 \pm 0.007(\text{stat}) \pm 0.008(\text{syst}).$$

Using the corrected value of $\mathcal{B}(B^0 \rightarrow \bar{D}^0 \pi^+ \pi^-)$ gives

$$\begin{aligned} \mathcal{B}(B^0 \rightarrow \bar{D}^0 K^+ \pi^-) \\ = (9.0 \pm 0.6(\text{stat}) \pm 0.7(\text{syst}) \pm 0.9(\mathcal{B})) \times 10^{-5}, \end{aligned}$$

which is the most precise measurement of this quantity to date. Future studies of the Dalitz plot distributions of these decays will provide insight into the dynamics of hadronic

B decays. In addition, the $B^0 \rightarrow DK^+ \pi^-$ decay may be used to measure the CP violating phase γ .

ACKNOWLEDGMENTS

We express our gratitude to our colleagues in the CERN accelerator departments for the excellent performance of the LHC. We thank the technical and administrative staff at the LHCb institutes. We acknowledge support from CERN and from the following national agencies: CAPES, CNPq, FAPERJ and FINEP (Brazil); NSFC (China); CNRS/IN2P3 and Region Auvergne (France); BMBF, DFG, HGF and MPG (Germany); SFI (Ireland); INFN (Italy); FOM and NWO (The Netherlands); SCSR (Poland); ANCS/IFA (Romania); MinES, Rosatom, RFBR and NRC ‘‘Kurchatov Institute’’ (Russia); MinECo, XuntaGal and GENCAT (Spain); SNSF and SER (Switzerland); NAS Ukraine (Ukraine); STFC (United Kingdom); NSF (USA). We also acknowledge the support received from the ERC under FP7. The Tier1 computing centres are supported by IN2P3 (France), KIT and BMBF (Germany), INFN (Italy), NWO and SURF (The Netherlands), PIC (Spain), and GridPP (United Kingdom). We are thankful for the computing resources put at our disposal by Yandex LLC (Russia), as well as to the communities behind the multiple open source software packages upon which we depend.

-
- [1] N. Cabibbo, *Phys. Rev. Lett.* **10**, 531 (1963).
[2] M. Kobayashi and T. Maskawa, *Prog. Theor. Phys.* **49**, 652 (1973).
[3] J. P. Lees *et al.* (BABAR Collaboration), *Phys. Rev. D* **87**, 052015 (2013).
[4] K. Trabelsi, [arXiv:1301.2033](https://arxiv.org/abs/1301.2033).
[5] R. Aaij *et al.* (LHCb Collaboration), [arXiv:1305.2050](https://arxiv.org/abs/1305.2050).
[6] M. Gronau, *Phys. Lett. B* **557**, 198 (2003).
[7] R. Aaij *et al.* (LHCb Collaboration), *J. High Energy Phys.* **03** (2013) 67.
[8] T. Gershon, *Phys. Rev. D* **79**, 051301 (2009).
[9] T. Gershon and M. Williams, *Phys. Rev. D* **80**, 092002 (2009).
[10] B. Aubert *et al.* (BABAR Collaboration), *Phys. Rev. Lett.* **96**, 011803 (2006).
[11] R. Aaij *et al.* (LHCb Collaboration), *Phys. Lett. B* **706**, 32 (2011).
[12] A. Kuzmin *et al.* (Belle Collaboration), [arXiv:hep-ex/0611054](https://arxiv.org/abs/hep-ex/0611054).
[13] P. del Amo Sanchez *et al.* (BABAR Collaboration), [arXiv:1007.4464](https://arxiv.org/abs/1007.4464).
[14] A. A. Alves, Jr. *et al.* (LHCb Collaboration), *JINST* **3**, S08005 (2008).
[15] M. Adinolfi *et al.*, *Eur. Phys. J. C* **73**, 2431 (2013).
[16] R. Aaij *et al.*, *JINST* **8**, P04022 (2013).
[17] V. V. Gligorov and M. Williams, *JINST* **8**, P02013 (2013).
[18] R. Aaij *et al.* (LHCb Collaboration), *Phys. Rev. Lett.* **109**, 131801 (2012).
[19] T. Sjöstrand, S. Mrenna, and P. Skands, *J. High Energy Phys.* **05** (2006) 026.
[20] I. Belyaev *et al.*, *Nuclear Science Symposium Conference Record (NSS/MIC)* (IEEE, New York, 2010), 1155.
[21] D. J. Lange, *Nucl. Instrum. Methods Phys. Res., Sect. A* **462**, 152 (2001).
[22] P. Golonka and Z. Was, *Eur. Phys. J. C* **45**, 97 (2006).
[23] J. Allison *et al.* (GEANT4 Collaboration), *IEEE Trans. Nucl. Sci.* **53**, 270 (2006); S. Agostinelli *et al.* (GEANT4 Collaboration), *Nucl. Instrum. Methods Phys. Res., Sect. A* **506**, 250 (2003).
[24] M. Clemencic, G. Corti, S. Easo, C. R. Jones, S. Miglioranza, M. Pappagallo, and P. Robbe, *J. Phys. Conf. Ser.* **331**, 032023 (2011).
[25] L. Breiman, J. H. Friedman, R. A. Olshen, and C. J. Stone, *Classification and Regression Trees* (Wadsworth International Group, Belmont, California, 1984).
[26] R. Aaij *et al.* (LHCb Collaboration) *J. High Energy Phys.* **02** (2013) 43.
[27] R. Aaij *et al.* (LHCb Collaboration), *Phys. Rev. D* **87**, 092007 (2013).
[28] M. Pivk and F. R. Le Diberder, *Nucl. Instrum. Methods Phys. Res., Sect. A* **555**, 356 (2005).

- [29] M. Feindt and U. Kerzel, *Nucl. Instrum. Methods Phys. Res., Sect. A* **559**, 190 (2006).
- [30] R. Aaij *et al.* (LHCb collaboration), *Phys. Lett. B* **712**, 203 (2012).
- [31] W. D. Hulsbergen, *Nucl. Instrum. Methods Phys. Res., Sect. A* **552**, 566 (2005).
- [32] J. Beringer *et al.* (Particle Data Group) *Phys. Rev. D* **86**, 010001 (2012).
- [33] LHCb Collaboration, LHCb-CONF-2011-036, 2011.
- [34] R. Aaij *et al.* (LHCb Collaboration), *J. High Energy Phys.* **04** (2013) 1.
- [35] R. Aaij *et al.* (LHCb Collaboration), *J. High Energy Phys.* **10** (2012) 37.
- [36] R. Aaij *et al.* (LHCb collaboration) *Phys. Lett. B* **698**, 14 (2011).
- [37] T. Skwarnicki, Ph.D thesis, Institute of Nuclear Physics, Krakow, 1986, DESY-F31-86-02.

R. Aaij,⁴⁰ C. Abellan Beteta,^{35,n} B. Adeva,³⁶ M. Adinolfi,⁴⁵ C. Adrover,⁶ A. Affolder,⁵¹ Z. Ajaltouni,⁵ J. Albrecht,⁹ F. Alessio,³⁷ M. Alexander,⁵⁰ S. Ali,⁴⁰ G. Alkhazov,²⁹ P. Alvarez Cartelle,³⁶ A. A. Alves, Jr.,^{24,37} S. Amato,² S. Amerio,²¹ Y. Amhis,⁷ L. Anderlini,^{17,f} J. Anderson,³⁹ R. Andreassen,⁵⁶ R. B. Appleby,⁵³ O. Aquines Gutierrez,¹⁰ F. Archilli,¹⁸ A. Artamonov,³⁴ M. Artuso,⁵⁸ E. Aslanides,⁶ G. Auremma,^{24,m} S. Bachmann,¹¹ J. J. Back,⁴⁷ C. Baesso,⁵⁹ V. Balagura,³⁰ W. Baldini,¹⁶ R. J. Barlow,⁵³ C. Barschel,³⁷ S. Barsuk,⁷ W. Barter,⁴⁶ Th. Bauer,⁴⁰ A. Bay,³⁸ J. Beddow,⁵⁰ F. Bedeschi,²² I. Bediaga,¹ S. Belogurov,³⁰ K. Belous,³⁴ I. Belyaev,³⁰ E. Ben-Haim,⁸ G. Bencivenni,¹⁸ S. Benson,⁴⁹ J. Benton,⁴⁵ A. Berezhtoy,³¹ R. Bernet,³⁹ M.-O. Bettler,⁴⁶ M. van Beuzekom,⁴⁰ A. Bien,¹¹ S. Bifani,⁴⁴ T. Bird,⁵³ A. Bizzeti,^{17,h} P. M. Bjørnstad,⁵³ T. Blake,³⁷ F. Blanc,³⁸ J. Blouw,¹¹ S. Blusk,⁵⁸ V. Bocci,²⁴ A. Bondar,³³ N. Bondar,²⁹ W. Bonivento,¹⁵ S. Borghi,⁵³ A. Borgia,⁵⁸ T. J. V. Bowcock,⁵¹ E. Bowen,³⁹ C. Bozzi,¹⁶ T. Brambach,⁹ J. van den Brand,⁴¹ J. Bressieux,³⁸ D. Brett,⁵³ M. Britsch,¹⁰ T. Britton,⁵⁸ N. H. Brook,⁴⁵ H. Brown,⁵¹ I. Burducea,²⁸ A. Bursche,³⁹ G. Busetto,^{21,q} J. Buytaert,³⁷ S. Cadeddu,¹⁵ O. Callot,⁷ M. Calvi,^{20,j} M. Calvo Gomez,^{35,n} A. Camboni,³⁵ P. Campana,^{18,37} D. Campora Perez,³⁷ A. Carbone,^{14,c} G. Carboni,^{23,k} R. Cardinale,^{19,i} A. Cardini,¹⁵ H. Carranza-Mejia,⁴⁹ L. Carson,⁵² K. Carvalho Akiba,² G. Casse,⁵¹ L. Castillo Garcia,³⁷ M. Cattaneo,³⁷ Ch. Cauet,⁹ M. Charles,⁵⁴ Ph. Charpentier,³⁷ P. Chen,^{3,38} N. Chiapolini,³⁹ M. Chrzasczcz,²⁵ K. Ciba,³⁷ X. Cid Vidal,³⁷ G. Ciezarek,⁵² P. E. L. Clarke,⁴⁹ M. Clemencic,³⁷ H. V. Cliff,⁴⁶ J. Closier,³⁷ C. Coca,²⁸ V. Coco,⁴⁰ J. Cogan,⁶ E. Cogneras,⁵ P. Collins,³⁷ A. Comerma-Montells,³⁵ A. Contu,^{15,37} A. Cook,⁴⁵ M. Coombes,⁴⁵ S. Coquereau,⁸ G. Corti,³⁷ B. Couturier,³⁷ G. A. Cowan,⁴⁹ D. C. Craik,⁴⁷ S. Cunliffe,⁵² R. Currie,⁴⁹ C. D'Ambrosio,³⁷ P. David,⁸ P. N. Y. David,⁴⁰ A. Davis,⁵⁶ I. De Bonis,⁴ K. De Bruyn,⁴⁰ S. De Capua,⁵³ M. De Cian,³⁹ J. M. De Miranda,¹ L. De Paula,² W. De Silva,⁵⁶ P. De Simone,¹⁸ D. Decamp,⁴ M. Deckenhoff,⁹ L. Del Buono,⁸ N. Déléage,⁴ D. Derkach,¹⁴ O. Deschamps,⁵ F. Dettori,⁴¹ A. Di Canto,¹¹ F. Di Ruscio,^{23,k} H. Dijkstra,³⁷ M. Dogaru,²⁸ S. Donleavy,⁵¹ F. Dordei,¹¹ A. Dosil Suárez,³⁶ D. Dossett,⁴⁷ A. Dovbnya,⁴² F. Dupertuis,³⁸ R. Dzhelyadin,³⁴ A. Dziurda,²⁵ A. Dzyuba,²⁹ S. Easo,^{48,37} U. Egede,⁵² V. Egorychev,³⁰ S. Eidelman,³³ D. van Eijk,⁴⁰ S. Eisenhardt,⁴⁹ U. Eitschberger,⁹ R. Ekelhof,⁹ L. Eklund,^{50,37} I. El Rifai,⁵ Ch. Elsasser,³⁹ D. Elsby,⁴⁴ A. Falabella,^{14,e} C. Färber,¹¹ G. Fardell,⁴⁹ C. Farinelli,⁴⁰ S. Farry,⁵¹ V. Fave,³⁸ D. Ferguson,⁴⁹ V. Fernandez Albor,³⁶ F. Ferreira Rodrigues,¹ M. Ferro-Luzzi,³⁷ S. Filippov,³² M. Fiore,¹⁶ C. Fitzpatrick,³⁷ M. Fontana,¹⁰ F. Fontanelli,^{19,i} R. Forty,³⁷ O. Francisco,² M. Frank,³⁷ C. Frei,³⁷ M. Frosini,^{17,f} S. Furcas,²⁰ E. Furfaro,^{23,k} A. Gallas Torreira,³⁶ D. Galli,^{14,c} M. Gandelman,² P. Gandini,⁵⁸ Y. Gao,³ J. Garofoli,⁵⁸ P. Garosi,⁵³ J. Garra Tico,⁴⁶ L. Garrido,³⁵ C. Gaspar,³⁷ R. Gauld,⁵⁴ E. Gersabeck,¹¹ M. Gersabeck,⁵³ T. Gershon,^{47,37} Ph. Ghez,⁴ V. Gibson,⁴⁶ V. V. Gligorov,³⁷ C. Göbel,⁵⁹ D. Golubkov,³⁰ A. Golutvin,^{52,30,37} A. Gomes,² H. Gordon,⁵⁴ M. Grabalosa Gándara,⁵ R. Graciani Diaz,³⁵ L. A. Granado Cardoso,³⁷ E. Graugés,³⁵ G. Graziani,¹⁷ A. Grecu,²⁸ E. Greening,⁵⁴ S. Gregson,⁴⁶ P. Griffith,⁴⁴ O. Grünberg,⁶⁰ B. Gui,⁵⁸ E. Gushchin,³² Yu. Guz,^{34,37} T. Gys,³⁷ C. Hadjivasiliou,⁵⁸ G. Haefeli,³⁸ C. Haen,³⁷ S. C. Haines,⁴⁶ S. Hall,⁵² T. Hampson,⁴⁵ S. Hansmann-Menzemer,¹¹ N. Harnew,⁵⁴ S. T. Harnew,⁴⁵ J. Harrison,⁵³ T. Hartmann,⁶⁰ J. He,³⁷ V. Heijne,⁴⁰ K. Hennessy,⁵¹ P. Henrard,⁵ J. A. Hernando Morata,³⁶ E. van Herwijnen,³⁷ E. Hicks,⁵¹ D. Hill,⁵⁴ M. Hoballah,⁵ C. Hombach,⁵³ P. Hopchev,⁴ W. Hulsbergen,⁴⁰ P. Hunt,⁵⁴ T. Huse,⁵¹ N. Hussain,⁵⁴ D. Hutchcroft,⁵¹ D. Hynds,⁵⁰ V. Iakovenko,⁴³ M. Idzik,²⁶ P. Ilten,¹² R. Jacobsson,³⁷ A. Jaeger,¹¹ E. Jans,⁴⁰ P. Jaton,³⁸ A. Jawahery,⁵⁷ F. Jing,³ M. John,⁵⁴ D. Johnson,⁵⁴ C. R. Jones,⁴⁶ C. Joram,³⁷ B. Jost,³⁷ M. Kabbalo,⁹ S. Kandybei,⁴² M. Karacson,³⁷ T. M. Karbach,³⁷ I. R. Kenyon,⁴⁴ U. Kerzel,³⁷ T. Ketel,⁴¹ A. Keune,³⁸ B. Khanji,²⁰ O. Kochebina,⁷ I. Komarov,³⁸ R. F. Koopman,⁴¹ P. Koppenburg,⁴⁰ M. Korolev,³¹ A. Kozlinskiy,⁴⁰ L. Kravchuk,³² K. Kreplin,¹¹ M. Kreps,⁴⁷ G. Krocker,¹¹ P. Krokovny,³³ F. Kruse,⁹ M. Kucharczyk,^{20,25,j} V. Kudryavtsev,³³ T. Kvaratskheliya,^{30,37} V. N. La Thi,³⁸ D. Lacarrere,³⁷ G. Lafferty,⁵³ A. Lai,¹⁵ D. Lambert,⁴⁹ R. W. Lambert,⁴¹ E. Lanciotti,³⁷ G. Lanfranchi,¹⁸ C. Langenbruch,³⁷ T. Latham,⁴⁷ C. Lazzeroni,⁴⁴ R. Le Gac,⁶ J. van Leerdam,⁴⁰ J.-P. Lees,⁴ R. Lefèvre,⁵ A. Leflat,³¹ J. Lefrançois,⁷ S. Leo,²²

O. Leroy,⁶ T. Lesiak,²⁵ B. Leverington,¹¹ Y. Li,³ L. Li Gioi,⁵ M. Liles,⁵¹ R. Lindner,³⁷ C. Linn,¹¹ B. Liu,³ G. Liu,³⁷ S. Lohn,³⁷ I. Longstaff,⁵⁰ J. H. Lopes,² E. Lopez Asamar,³⁵ N. Lopez-March,³⁸ H. Lu,³ D. Lucchesi,^{21,q} J. Luisier,³⁸ H. Luo,⁴⁹ F. Machefert,⁷ I. V. Machikhiliyan,^{4,30} F. Maciuc,²⁸ O. Maev,^{29,37} S. Malde,⁵⁴ G. Manca,^{15,d} G. Mancinelli,⁶ U. Marconi,¹⁴ R. Märki,³⁸ J. Marks,¹¹ G. Martellotti,²⁴ A. Martens,⁸ L. Martin,⁵⁴ A. Martín Sánchez,⁷ M. Martinelli,⁴⁰ D. Martinez Santos,⁴¹ D. Martins Tostes,² A. Massafferri,¹ R. Matev,³⁷ Z. Mathe,³⁷ C. Matteuzzi,²⁰ E. Maurice,⁶ A. Mazurov,^{16,32,37,e} J. McCarthy,⁴⁴ A. McNab,⁵³ R. McNulty,¹² B. Meadows,^{56,54} F. Meier,⁹ M. Meissner,¹¹ M. Merk,⁴⁰ D. A. Milanes,⁸ M.-N. Minard,⁴ J. Molina Rodriguez,⁵⁹ S. Monteil,⁵ D. Moran,⁵³ P. Morawski,²⁵ M. J. Morello,^{22,s} R. Mountain,⁵⁸ I. Mous,⁴⁰ F. Muheim,⁴⁹ K. Müller,³⁹ R. Muresan,²⁸ B. Muryn,²⁶ B. Muster,³⁸ P. Naik,⁴⁵ T. Nakada,³⁸ R. Nandakumar,⁴⁸ I. Nasteva,¹ M. Needham,⁴⁹ N. Neufeld,³⁷ A. D. Nguyen,³⁸ T. D. Nguyen,³⁸ C. Nguyen-Mau,^{38,p} M. Nicol,⁷ V. Niess,⁵ R. Niet,⁹ N. Nikitin,³¹ T. Nikodem,¹¹ A. Nomerotski,⁵⁴ A. Novoselov,³⁴ A. Oblakowska-Mucha,²⁶ V. Obraztsov,³⁴ S. Oggero,⁴⁰ S. Ogilvy,⁵⁰ O. Okhrimenko,⁴³ R. Oldeman,^{15,d} M. Orlandea,²⁸ J. M. Otalora Goicochea,² P. Owen,⁵² A. Oyanguren,^{35,o} B. K. Pal,⁵⁸ A. Palano,^{13,b} M. Palutan,¹⁸ J. Panman,³⁷ A. Papanestis,⁴⁸ M. Pappagallo,⁵⁰ C. Parkes,⁵³ C. J. Parkinson,⁵² G. Passaleva,¹⁷ G. D. Patel,⁵¹ M. Patel,⁵² G. N. Patrick,⁴⁸ C. Patrignani,^{19,i} C. Pavel-Nicorescu,²⁸ A. Pazos Alvarez,³⁶ A. Pellegrino,⁴⁰ G. Penso,^{24,l} M. Pepe Altarelli,³⁷ S. Perazzini,^{14,c} D. L. Perego,^{20,j} E. Perez Trigo,³⁶ A. Pérez-Calero Yzquierdo,³⁵ P. Perret,⁵ M. Perrin-Terrin,⁶ G. Pessina,²⁰ K. Petridis,⁵² A. Petrolini,^{19,i} A. Phan,⁵⁸ E. Picatoste Olloqui,³⁵ B. Pietrzyk,⁴ T. Pilař,⁴⁷ D. Pinci,²⁴ S. Playfer,⁴⁹ M. Plo Casasus,³⁶ F. Polci,⁸ G. Polok,²⁵ A. Poluektov,^{47,33} E. Polcarpo,² A. Popov,³⁴ D. Popov,¹⁰ B. Popovici,²⁸ C. Potterat,³⁵ A. Powell,⁵⁴ J. Prisciandaro,³⁸ V. Pugatch,⁴³ A. Puig Navarro,³⁸ G. Punzi,^{22,r} W. Qian,⁴ J. H. Rademacker,⁴⁵ B. Rakotomiamanana,³⁸ M. S. Rangel,² I. Raniuk,⁴² N. Rauschmayr,³⁷ G. Raven,⁴¹ S. Redford,⁵⁴ M. M. Reid,⁴⁷ A. C. dos Reis,¹ S. Ricciardi,⁴⁸ A. Richards,⁵² K. Rinnert,⁵¹ V. Rives Molina,³⁵ D. A. Roa Romero,⁵ P. Robbe,⁷ E. Rodrigues,⁵³ P. Rodriguez Perez,³⁶ S. Roiser,³⁷ V. Romanovsky,³⁴ A. Romero Vidal,³⁶ J. Rouvinet,³⁸ T. Ruf,³⁷ F. Ruffini,²² H. Ruiz,³⁵ P. Ruiz Valls,^{35,o} G. Sabatino,^{24,k} J. J. Saborido Silva,³⁶ N. Sagidova,²⁹ P. Sail,⁵⁰ B. Saitta,^{15,d} V. Salustino Guimaraes,² C. Salzmann,³⁹ B. Sanmartin Sedes,³⁶ M. Sannino,^{19,i} R. Santacesaria,²⁴ C. Santamarina Rios,³⁶ E. Santovetti,^{23,k} M. Sapunov,⁶ A. Sarti,^{18,l} C. Satriano,^{24,m} A. Satta,²³ M. Savrie,^{16,e} D. Savrina,^{30,31} P. Schaack,⁵² M. Schiller,⁴¹ H. Schindler,³⁷ M. Schlupp,⁹ M. Schmelling,¹⁰ B. Schmidt,³⁷ O. Schneider,³⁸ A. Schopper,³⁷ M.-H. Schune,⁷ R. Schwemmer,³⁷ B. Sciascia,¹⁸ A. Sciubba,²⁴ M. Seco,³⁶ A. Semennikov,³⁰ K. Senderowska,²⁶ I. Sepp,⁵² N. Serra,³⁹ J. Serrano,⁶ P. Seyfert,¹¹ M. Shapkin,³⁴ I. Shapoval,^{16,42} P. Shatalov,³⁰ Y. Shcheglov,²⁹ T. Shears,^{51,37} L. Shekhtman,³³ O. Shevchenko,⁴² V. Shevchenko,³⁰ A. Shires,⁵² R. Silva Coutinho,⁴⁷ T. Skwarnicki,⁵⁸ N. A. Smith,⁵¹ E. Smith,^{54,48} M. Smith,⁵³ M. D. Sokoloff,⁵⁶ F. J. P. Soler,⁵⁰ F. Soomro,¹⁸ D. Souza,⁴⁵ B. Souza De Paula,² B. Spaan,⁹ A. Sparkes,⁴⁹ P. Spradlin,⁵⁰ F. Stagni,³⁷ S. Stahl,¹¹ O. Steinkamp,³⁹ S. Stoica,²⁸ S. Stone,⁵⁸ B. Storaci,³⁹ M. Straticiuc,²⁸ U. Straumann,³⁹ V. K. Subbiah,³⁷ L. Sun,⁵⁶ S. Swientek,⁹ V. Syropoulos,⁴¹ M. Szczekowski,²⁷ P. Szczypka,^{38,37} T. Szumlak,²⁶ S. T. Jampens,⁴ M. Teklishyn,⁷ E. Teodorescu,²⁸ F. Teubert,³⁷ C. Thomas,⁵⁴ E. Thomas,³⁷ J. van Tilburg,¹¹ V. Tisserand,⁴ M. Tobin,³⁸ S. Tolck,⁴¹ D. Tonelli,³⁷ S. Topp-Joergensen,⁵⁴ N. Torr,⁵⁴ E. Tournefier,^{4,52} S. Tourneur,³⁸ M. T. Tran,³⁸ M. Tresch,³⁹ A. Tsaregorodtsev,⁶ P. Tsopelas,⁴⁰ N. Tuning,⁴⁰ M. Ubeda Garcia,³⁷ A. Ukleja,²⁷ D. Urner,⁵³ U. Uwer,¹¹ V. Vagnoni,¹⁴ G. Valenti,¹⁴ R. Vazquez Gomez,³⁵ P. Vazquez Regueiro,³⁶ S. Vecchi,¹⁶ J. J. Velthuis,⁴⁵ M. Veltri,^{17,g} G. Veneziano,³⁸ M. Vesterinen,³⁷ B. Viaud,⁷ D. Vieira,² X. Vilasis-Cardona,^{35,n} A. Vollhardt,³⁹ D. Volyanskyy,¹⁰ D. Voong,⁴⁵ A. Vorobyev,²⁹ V. Vorobyev,³³ C. Voß,⁶⁰ H. Voss,¹⁰ R. Waldi,⁶⁰ R. Wallace,¹² S. Wandernoth,¹¹ J. Wang,⁵⁸ D. R. Ward,⁴⁶ N. K. Watson,⁴⁴ A. D. Webber,⁵³ D. Websdale,⁵² M. Whitehead,⁴⁷ J. Wicht,³⁷ J. Wiechczynski,²⁵ D. Wiedner,¹¹ L. Wiggers,⁴⁰ G. Wilkinson,⁵⁴ M. P. Williams,^{47,48} M. Williams,⁵⁵ F. F. Wilson,⁴⁸ J. Wishahi,⁹ M. Witek,²⁵ S. A. Wotton,⁴⁶ S. Wright,⁴⁶ S. Wu,³ K. Wyllie,³⁷ Y. Xie,^{49,37} F. Xing,⁵⁴ Z. Xing,⁵⁸ Z. Yang,³ R. Young,⁴⁹ X. Yuan,³ O. Yushchenko,³⁴ M. Zangoli,¹⁴ M. Zavertyaev,^{10,a} F. Zhang,³ L. Zhang,⁵⁸ W. C. Zhang,¹² Y. Zhang,³ A. Zhelezov,¹¹ A. Zhokhov,³⁰ L. Zhong,³ and A. Zvyagin³⁷

(LHCb Collaboration)

¹Centro Brasileiro de Pesquisas Físicas (CBPF), Rio de Janeiro, Brazil²Universidade Federal do Rio de Janeiro (UFRJ), Rio de Janeiro, Brazil³Center for High Energy Physics, Tsinghua University, Beijing, China⁴LAPP, Université de Savoie, CNRS/IN2P3, Annecy-Le-Vieux, France⁵Clermont Université, Université Blaise Pascal, CNRS/IN2P3, LPC, Clermont-Ferrand, France

- ⁶CPPM, Aix-Marseille Université, CNRS/IN2P3, Marseille, France
⁷LAL, Université Paris-Sud, CNRS/IN2P3, Orsay, France
⁸LPNHE, Université Pierre et Marie Curie, Université Paris Diderot, CNRS/IN2P3, Paris, France
⁹Fakultät Physik, Technische Universität Dortmund, Dortmund, Germany
¹⁰Max-Planck-Institut für Kernphysik (MPIK), Heidelberg, Germany
¹¹Physikalisches Institut, Ruprecht-Karls-Universität Heidelberg, Heidelberg, Germany
¹²School of Physics, University College Dublin, Dublin, Ireland
¹³Sezione INFN di Bari, Bari, Italy
¹⁴Sezione INFN di Bologna, Bologna, Italy
¹⁵Sezione INFN di Cagliari, Cagliari, Italy
¹⁶Sezione INFN di Ferrara, Ferrara, Italy
¹⁷Sezione INFN di Firenze, Firenze, Italy
¹⁸Laboratori Nazionali dell'INFN di Frascati, Frascati, Italy
¹⁹Sezione INFN di Genova, Genova, Italy
²⁰Sezione INFN di Milano Bicocca, Milano, Italy
²¹Sezione INFN di Padova, Padova, Italy
²²Sezione INFN di Pisa, Pisa, Italy
²³Sezione INFN di Roma Tor Vergata, Roma, Italy
²⁴Sezione INFN di Roma La Sapienza, Roma, Italy
²⁵Henryk Niewodniczanski Institute of Nuclear Physics Polish Academy of Sciences, Kraków, Poland
²⁶Faculty of Physics and Applied Computer Science, AGH-University of Science and Technology, Kraków, Poland
²⁷National Center for Nuclear Research (NCBJ), Warsaw, Poland
²⁸Horia Hulubei National Institute of Physics and Nuclear Engineering, Bucharest-Magurele, Romania
²⁹Petersburg Nuclear Physics Institute (PNPI), Gatchina, Russia
³⁰Institute of Theoretical and Experimental Physics (ITEP), Moscow, Russia
³¹Institute of Nuclear Physics, Moscow State University (SINP MSU), Moscow, Russia
³²Institute for Nuclear Research of the Russian Academy of Sciences (INR RAN), Moscow, Russia
³³Budker Institute of Nuclear Physics (SB RAS) and Novosibirsk State University, Novosibirsk, Russia
³⁴Institute for High Energy Physics (IHEP), Protvino, Russia
³⁵Universitat de Barcelona, Barcelona, Spain
³⁶Universidad de Santiago de Compostela, Santiago de Compostela, Spain
³⁷European Organization for Nuclear Research (CERN), Geneva, Switzerland
³⁸Ecole Polytechnique Fédérale de Lausanne (EPFL), Lausanne, Switzerland
³⁹Physik-Institut, Universität Zürich, Zürich, Switzerland
⁴⁰Nikhef National Institute for Subatomic Physics, Amsterdam, The Netherlands
⁴¹Nikhef National Institute for Subatomic Physics and VU University Amsterdam, Amsterdam, The Netherlands
⁴²NSC Kharkiv Institute of Physics and Technology (NSC KIPT), Kharkiv, Ukraine
⁴³Institute for Nuclear Research of the National Academy of Sciences (KINR), Kyiv, Ukraine
⁴⁴University of Birmingham, Birmingham, United Kingdom
⁴⁵H.H. Wills Physics Laboratory, University of Bristol, Bristol, United Kingdom
⁴⁶Cavendish Laboratory, University of Cambridge, Cambridge, United Kingdom
⁴⁷Department of Physics, University of Warwick, Coventry, United Kingdom
⁴⁸STFC Rutherford Appleton Laboratory, Didcot, United Kingdom
⁴⁹School of Physics and Astronomy, University of Edinburgh, Edinburgh, United Kingdom
⁵⁰School of Physics and Astronomy, University of Glasgow, Glasgow, United Kingdom
⁵¹Oliver Lodge Laboratory, University of Liverpool, Liverpool, United Kingdom
⁵²Imperial College London, London, United Kingdom
⁵³School of Physics and Astronomy, University of Manchester, Manchester, United Kingdom
⁵⁴Department of Physics, University of Oxford, Oxford, United Kingdom
⁵⁵Massachusetts Institute of Technology, Cambridge, Massachusetts, USA
⁵⁶University of Cincinnati, Cincinnati, Ohio, USA
⁵⁷University of Maryland, College Park, Maryland, USA
⁵⁸Syracuse University, Syracuse, New York, USA
⁵⁹Pontifícia Universidade Católica do Rio de Janeiro (PUC-Rio), Rio de Janeiro, Brazil [associated with Universidade Federal do Rio de Janeiro (UFRJ), Rio de Janeiro, Brazil]
⁶⁰Institut für Physik, Universität Rostock, Rostock, Germany [associated with Physikalisches Institut, Ruprecht-Karls-Universität Heidelberg, Heidelberg, Germany]

^aAlso at P.N. Lebedev Physical Institute, Russian Academy of Science (LPI RAS), Moscow, Russia.

^bAlso at Università di Bari, Bari, Italy.

- ^cAlso at Università di Bologna, Bologna, Italy.
- ^dAlso at Università di Cagliari, Cagliari, Italy.
- ^eAlso at Università di Ferrara, Ferrara, Italy.
- ^fAlso at Università di Firenze, Firenze, Italy.
- ^gAlso at Università di Urbino, Urbino, Italy.
- ^hAlso at Università di Modena e Reggio Emilia, Modena, Italy.
- ⁱAlso at Università di Genova, Genova, Italy.
- ^jAlso at Università di Milano Bicocca, Milano, Italy.
- ^kAlso at Università di Roma Tor Vergata, Roma, Italy.
- ^lAlso at Università di Roma La Sapienza, Roma, Italy.
- ^mAlso at Università della Basilicata, Potenza, Italy.
- ⁿAlso at LIFAELS, La Salle, Universitat Ramon Llull, Barcelona, Spain.
- ^oAlso at IFIC, Universitat de Valencia-CSIC, Valencia, Spain.
- ^pAlso at Hanoi University of Science, Hanoi, Vietnam.
- ^qAlso at Università di Padova, Padova, Italy.
- ^rAlso at Università di Pisa, Pisa, Italy.
- ^sAlso at Scuola Normale Superiore, Pisa, Italy.