

Original citation:

LHCb Collaboration (Including: Back, John J., Craik, Daniel, Dossett, D., Gershon, Timothy J., Harrison, P. F., Kreps, Michal, Latham, Thomas, Pilar, T., Poluektov, Anton, Reid, Matthew M., Silva Coutinho, R., Whitehead, M. (Mark) and Williams, M. P.). (2013) Measurements of the branching fractions of $B^+ \rightarrow p\bar{p}K^+$ decays. European Physical Journal C, Volume 73 (Number 6). Article number 2462 pp. 1-10. ISSN 1434-6044

Permanent WRAP url:

<http://wrap.warwick.ac.uk/59261>

Copyright and reuse:


The Warwick Research Archive Portal (WRAP) makes this work of researchers of the University of Warwick available open access under the following conditions.

This article is made available under the Creative Commons Attribution 3.0 (CC BY 3.0) license and may be reused according to the conditions of the license. For more details see: <http://creativecommons.org/licenses/by/3.0/>

A note on versions:

The version presented in WRAP is the published version, or, version of record, and may be cited as it appears here.

For more information, please contact the WRAP Team at: publications@warwick.ac.uk



<http://wrap.warwick.ac.uk>

Measurements of the branching fractions of $B^+ \rightarrow p\bar{p}K^+$ decays

The LHCb Collaboration*

CERN, 1211 Geneva 23, Switzerland

Received: 27 March 2013 / Revised: 16 May 2013 / Published online: 13 June 2013

© CERN for the benefit of the LHCb collaboration 2013. This article is published with open access at Springerlink.com

Abstract The branching fractions of the decay $B^+ \rightarrow p\bar{p}K^+$ for different intermediate states are measured using data, corresponding to an integrated luminosity of 1.0 fb^{-1} , collected by the LHCb experiment. The total branching fraction, its charmless component ($M_{p\bar{p}} < 2.85 \text{ GeV}/c^2$) and the branching fractions via the resonant $c\bar{c}$ states $\eta_c(1S)$ and $\psi(2S)$ relative to the decay via a J/ψ intermediate state are

$$\frac{\mathcal{B}(B^+ \rightarrow p\bar{p}K^+)_{\text{total}}}{\mathcal{B}(B^+ \rightarrow J/\psi K^+ \rightarrow p\bar{p}K^+)} = 4.91 \pm 0.19 \text{ (stat)} \pm 0.14 \text{ (syst)},$$

$$\frac{\mathcal{B}(B^+ \rightarrow p\bar{p}K^+)_{M_{p\bar{p}} < 2.85 \text{ GeV}/c^2}}{\mathcal{B}(B^+ \rightarrow J/\psi K^+ \rightarrow p\bar{p}K^+)} = 2.02 \pm 0.10 \text{ (stat)} \pm 0.08 \text{ (syst)},$$

$$\frac{\mathcal{B}(B^+ \rightarrow \eta_c(1S)K^+ \rightarrow p\bar{p}K^+)}{\mathcal{B}(B^+ \rightarrow J/\psi K^+ \rightarrow p\bar{p}K^+)} = 0.578 \pm 0.035 \text{ (stat)} \pm 0.027 \text{ (syst)},$$

$$\frac{\mathcal{B}(B^+ \rightarrow \psi(2S)K^+ \rightarrow p\bar{p}K^+)}{\mathcal{B}(B^+ \rightarrow J/\psi K^+ \rightarrow p\bar{p}K^+)} = 0.080 \pm 0.012 \text{ (stat)} \pm 0.009 \text{ (syst)}.$$

Upper limits on the B^+ branching fractions into the $\eta_c(2S)$ meson and into the charmonium-like states $X(3872)$ and $X(3915)$ are also obtained.

1 Introduction

The $B^+ \rightarrow p\bar{p}K^+$ decay¹ offers a clean environment to study $c\bar{c}$ states and charmonium-like mesons that decay to $p\bar{p}$ and excited $\bar{\Lambda}$ baryons that decay to $\bar{p}K^+$, and to search

¹The inclusion of charge-conjugate modes is implied throughout the paper.

* e-mail: roberta.cardinale@ge.infn.it

for glueballs or exotic states. The presence of $p\bar{p}$ in the final state allows intermediate states of any quantum numbers to be studied and the existence of the charged kaon in the final state significantly enhances the signal to background ratio in the selection procedure. Measurements of intermediate charmonium-like states, such as the $X(3872)$, are important to clarify their nature [1, 2] and to determine their partial width to $p\bar{p}$, which is crucial to predict the production rate of these states in dedicated experiments [3]. BaBar and Belle have previously measured the $B^+ \rightarrow p\bar{p}K^+$ branching fraction, including contributions from the J/ψ and $\eta_c(1S)$ intermediate states [4, 5]. The data sample, corresponding to an integrated luminosity of 1.0 fb^{-1} , collected by LHCb at $\sqrt{s} = 7 \text{ TeV}$ allows the study of substructures in the $B^+ \rightarrow p\bar{p}K^+$ decays with a sample ten times larger than those available at previous experiments.

In this paper we report measurements of the ratios of branching fractions

$$\mathcal{R}(\text{mode}) = \frac{\mathcal{B}(B^+ \rightarrow \text{mode} \rightarrow p\bar{p}K^+)}{\mathcal{B}(B^+ \rightarrow J/\psi K^+ \rightarrow p\bar{p}K^+)}, \quad (1)$$

where “mode” corresponds to the intermediate $\eta_c(1S)$, $\psi(2S)$, $\eta_c(2S)$, $\chi_{c0}(1P)$, $h_c(1P)$, $X(3872)$ or $X(3915)$ states, together with a kaon.

2 Detector and software

The LHCb detector [6] is a single-arm forward spectrometer covering the pseudorapidity range $2 < \eta < 5$, designed for the study of particles containing b or c quarks. The detector includes a high precision tracking system consisting of a silicon-strip vertex detector surrounding the pp interaction region, a large-area silicon-strip detector located upstream of a dipole magnet with a bending power of about 4 Tm, and three stations of silicon-strip detectors and straw drift-tubes placed downstream. The combined tracking system has momentum (p) resolution $\Delta p/p$ that varies from 0.4 % at 5 GeV/c to 0.6 % at 100 GeV/c, and impact parameter resolution of 20 μm for tracks with high transverse

momentum (p_T). Charged hadrons are identified using two ring-imaging Cherenkov (RICH) detectors. Photon, electron and hadron candidates are identified by a calorimeter system consisting of scintillating-pad and pre-shower detectors, an electromagnetic calorimeter and a hadronic calorimeter. Muons are identified by a system composed of alternating layers of iron and multiwire proportional chambers.

The trigger [7] consists of a hardware stage, based on information from the calorimeter and muon systems, followed by a software stage where candidates are fully reconstructed. The hardware trigger selects hadrons with high transverse energy in the calorimeter. The software trigger requires a two-, three- or four-track secondary vertex with a high p_T sum of the tracks and a significant displacement from the primary pp interaction vertices (PVs). At least one track should have $p_T > 1.7$ GeV/ c and impact parameter (IP) χ^2 with respect to the primary interaction greater than 16. The IP χ^2 is defined as the difference between the χ^2 of the PV reconstructed with and without the considered track. A multivariate algorithm is used for the identification of secondary vertices consistent with the decay of a b hadron.

Simulated $B^+ \rightarrow p\bar{p}K^+$ decays, generated uniformly in phase space, are used to optimize the signal selection and to evaluate the ratio of the efficiencies for each considered channel with respect to the J/ψ channel. Separate samples of $B^+ \rightarrow J/\psi K^+ \rightarrow p\bar{p}K^+$ and $B^+ \rightarrow \eta_c(1S)K^+ \rightarrow p\bar{p}K^+$ decays, generated with the known angular distributions, are used to check the dependence of the efficiency ratio on the angular distribution. In the simulation, pp collisions are generated using PYTHIA 6.4 [8] with a specific LHCb configuration [9]. Decays of hadronic particles are described by EVTGEN [10] in which final state radiation is generated by PHOTOS [11]. The interaction of the generated particles with the detector and its response are implemented using the GEANT4 toolkit [12, 13] as described in Ref. [14].

3 Candidate selection

Candidate $B^+ \rightarrow p\bar{p}K^+$ decays are reconstructed from any combination of three charged tracks with total charge of +1. The final state particles are required to have a track fit with a $\chi^2/\text{ndf} < 3$ where ndf is the number of degrees of freedom. They must also have $p > 1500$ MeV/ c , $p_T > 100$ MeV/ c , and IP $\chi^2 > 1$ with respect to any primary vertex in the event. Particle identification (PID) requirements, based on the RICH detector information, are applied to p and \bar{p} candidates. The discriminating variables between different particle hypotheses (π , K , p) are the differences between log-likelihood values $\Delta \ln \mathcal{L}_{\alpha\beta}$ under particle hypotheses α and β , respectively. The p and \bar{p} candidates are required to have $\Delta \ln \mathcal{L}_{p\pi} > -5$. The reconstructed B^+ candidates are required to have an invariant mass in the

range 5079–5579 MeV/ c^2 . The asymmetric invariant mass range around the nominal B^+ mass is designed to select also $B^+ \rightarrow p\bar{p}\pi^+$ candidates without any requirement on the PID of the kaon. The PV associated to each B^+ candidate is defined to be the one for which the B^+ candidate has the smallest IP χ^2 . The B^+ candidate is required to have a vertex fit with a $\chi^2/\text{ndf} < 12$ and a distance greater than 3 mm, a χ^2 for the flight distance greater than 500, and an IP $\chi^2 < 10$ with respect to the associated PV. The maximum distance of closest approach between daughter tracks has to be less than 0.2 mm. The angle between the reconstructed momentum of the B^+ candidate and the B^+ flight direction (θ_{fl}) is required to have $\cos \theta_{\text{fl}} > 0.99998$.

The reconstructed candidates that meet the above criteria are filtered using a boosted decision tree (BDT) algorithm [15]. The BDT is trained with a sample of simulated $B^+ \rightarrow p\bar{p}K^+$ signal candidates and a background sample of data candidates taken from the invariant mass sidebands in the ranges 5080–5220 MeV/ c^2 and 5340–5480 MeV/ c^2 . The variables used by the BDT to discriminate between signal and background candidates are: the p_T of each reconstructed track; the sum of the daughters' p_T ; the sum of the IP χ^2 of the three daughter tracks with respect to the primary vertex; the IP of the daughter, with the highest p_T , with respect to the primary vertex; the number of daughters with $p_T > 900$ GeV/ c ; the maximum distance of closest approach between any two of the B^+ daughter particles; the IP of the B^+ candidate with respect to the primary vertex; the distance between primary and secondary vertices; the θ_{fl} angle; the χ^2/ndf of the secondary vertex; a pointing variable defined as $\frac{P \sin \theta}{P \sin \theta + \sum_i p_{T,i}}$, where P is the total momentum of the three-particle final state, θ is the angle between the direction of the sum of the daughter's momentum and the direction of the flight distance of the B^+ and $\sum_i p_{T,i}$ is the sum of the transverse momenta of the daughters; and the log likelihood difference for each daughter between the assumed PID hypothesis and the pion hypothesis. The selection criterion on the BDT response (Fig. 1) is chosen in order to have a signal to background ratio of the order of unity. This corresponds to a BDT response value of -0.11 . The efficiency of the BDT selection is greater than 92 % with a background rejection greater than 86 %.

4 Signal yield determination

The signal yield is determined from an unbinned extended maximum likelihood fit to the invariant mass of selected $B^+ \rightarrow p\bar{p}K^+$ candidates, shown in Fig. 2(a). The signal component is parametrized as the sum of two Gaussian functions with the same mean and different widths. The background component is parametrized as a linear function. The signal yield of the charmless component is determined by

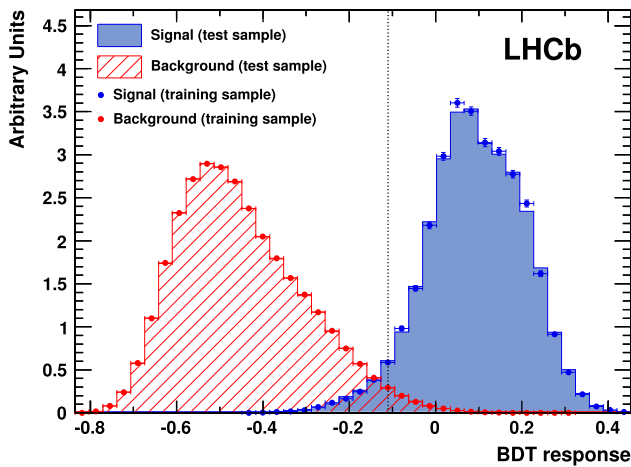


Fig. 1 Distribution of the BDT algorithm response evaluated for background candidates from the data sidebands (red hatched area), and signal candidates from simulation (blue filled area). The dotted line (black) indicates the chosen BDT response value (Color figure online)

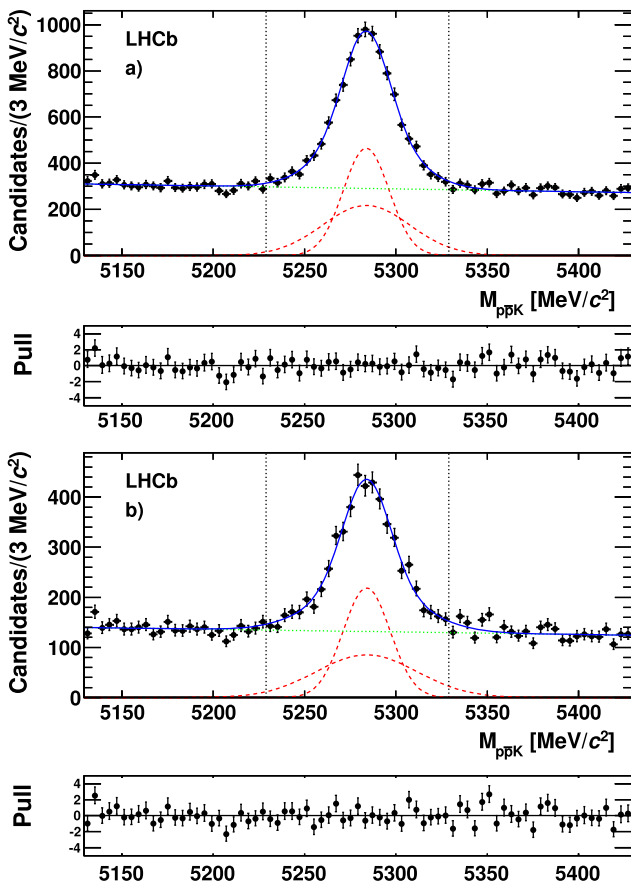


Fig. 2 Invariant mass distribution of (a) all selected $B^+ \rightarrow p\bar{p}K^+$ candidates and (b) candidates having $M_{p\bar{p}} < 2.85 \text{ GeV}/c^2$. The points with error bars are the data and the solid lines are the result of the fit. The dotted lines represent the two Gaussian functions (red) and the dashed line the linear function (green) used to parametrize the signal and the background, respectively. The vertical lines (black) indicate the signal region. The two plots below the mass distributions show the pulls (Color figure online)

performing the same fit described above to the sample of $B^+ \rightarrow p\bar{p}K^+$ candidates with $M_{p\bar{p}} < 2.85 \text{ GeV}/c^2$, shown in Fig. 2(b). The B^+ mass and widths, evaluated with the invariant mass fits to all of the $B^+ \rightarrow p\bar{p}K^+$ candidates, are compatible with the values obtained for the charmless component.

The signal yields for the charmonium contributions, $B^+ \rightarrow (c\bar{c})K^+ \rightarrow p\bar{p}K^+$, are determined by fitting the $p\bar{p}$ invariant mass distribution of $B^+ \rightarrow p\bar{p}K^+$ candidates within the B^+ mass signal window, $|M_{p\bar{p}K^+} - M_{B^+}| < 50 \text{ MeV}/c^2$. Simulations show that no narrow structures are induced in the $p\bar{p}$ spectrum as kinematic reflections of possible $B^+ \rightarrow p\bar{\Lambda} \rightarrow p\bar{p}K^+$ intermediate states.

An unbinned extended maximum likelihood fit to the $p\bar{p}$ invariant mass distribution, shown in Fig. 3, is performed over the mass range 2400–4500 MeV/c^2 . The signal components of the narrow resonances J/ψ , $\psi(2S)$, $h_c(1P)$, and $X(3872)$, whose natural widths are much smaller than the $p\bar{p}$ invariant mass resolution, are parametrized by Gaussian functions. The signal components for the $\eta_c(1S)$, $\chi_{c0}(1P)$, $\eta_c(2S)$, and $X(3915)$ are parametrized by Voigtian functions.² Since the $p\bar{p}$ invariant mass resolution is approximately constant in the explored range, the resolution parameters for all resonances, except the $\psi(2S)$, are fixed to the J/ψ value ($\sigma_{J/\psi} = 8.9 \pm 0.2 \text{ MeV}/c^2$). The background shape is parametrized as $f(M) = e^{c_1 M + c_2 M^2}$ where c_1 and c_2 are fit parameters. The J/ψ and $\psi(2S)$ resolution parameters, the mass values of the $\eta_c(1S)$, J/ψ , and $\psi(2S)$ states, and the $\eta_c(1S)$ natural width are left free in the fit. The masses and widths for the other signal components are fixed to the corresponding world averages [16]. The $p\bar{p}$ invariant mass resolution, determined by the fit to the $\psi(2S)$ is $\sigma_{\psi(2S)} = 7.9 \pm 1.7 \text{ MeV}/c^2$.

The fit result is shown in Fig. 3. Figures 4 and 5 show the details of the fit result in the regions around the $\eta_c(1S)$ and J/ψ , $\eta_c(2S)$ and $\psi(2S)$, $\chi_{c0}(1P)$ and $h_c(1P)$, and $X(3872)$ and $X(3915)$ resonances. Any bias introduced by the inaccurate description of the tails of the $\eta_c(1S)$, J/ψ and $\psi(2S)$ resonances is taken into account in the systematic uncertainty evaluation.

The contribution of $c\bar{c} \rightarrow p\bar{p}$ from processes other than $B^+ \rightarrow p\bar{p}K^+$ decays, denoted as “non-signal”, is estimated from a fit to the $p\bar{p}$ mass in the B^+ mass sidebands 5130–5180 and 5380–5430 MeV/c^2 . Except for the J/ψ mode, no evidence of a non-signal contribution is found. The non-signal contribution to the J/ψ signal yield in the B^+ mass window is 43 ± 11 candidates and is subtracted from the number of J/ψ signal candidates.

The signal yields, corrected for the non-signal contribution, are reported in Table 1. For the intermediate charmonium states $\eta_c(2S)$, $\chi_{c0}(1P)$, $h_c(1P)$, $X(3872)$ and

²A Voigtian function is the convolution of a Breit-Wigner function with a Gaussian distribution.

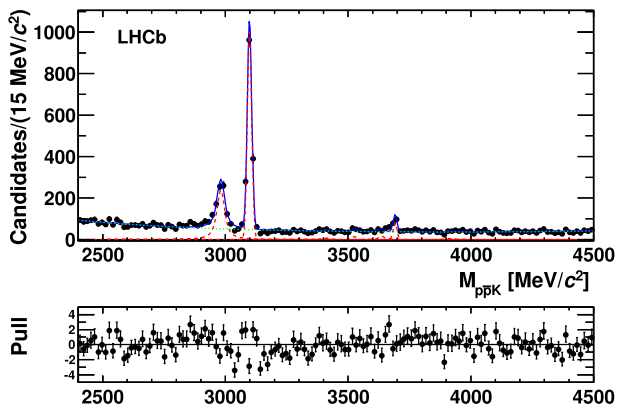


Fig. 3 Invariant mass distribution of the $p\bar{p}$ system for $B^+ \rightarrow p\bar{p}K^+$ candidates within the B^+ mass signal window, $|M(p\bar{p}K^+) - M_{B^+}| < 50 \text{ MeV}/c^2$. The dotted lines represent the Gaussian and Voigtian functions (red) and the dashed line the smooth function (green) used to parametrize the signal and the background, respectively. The bottom plot shows the pulls (Color figure online)

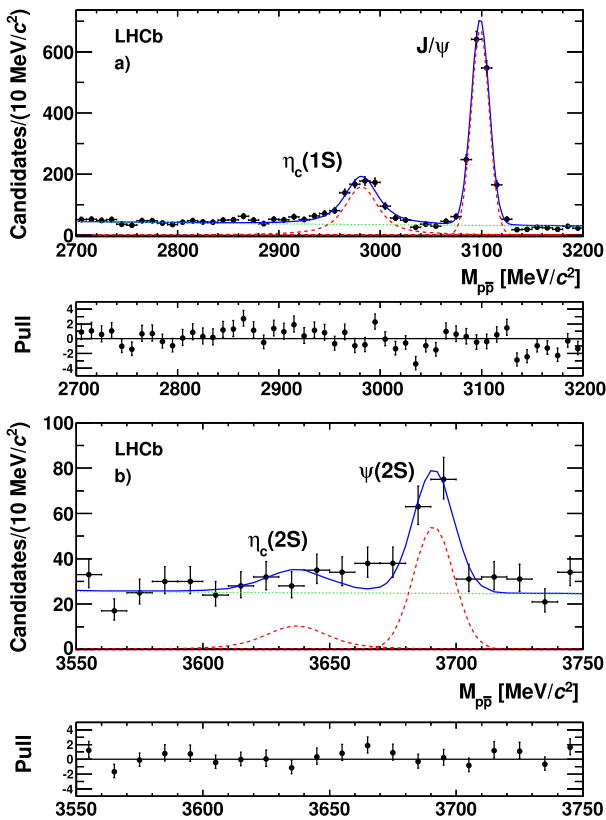


Fig. 4 Invariant mass distribution of the $p\bar{p}$ system in the regions around (a) the $\eta_c(1S)$ and J/ψ and (b) the $\eta_c(2S)$ and $\psi(2S)$ states. The dotted lines represent the Gaussian and the Voigtian functions (red) and the dashed line the smooth function (green) used to parametrize the signal and the background, respectively. The two plots below the mass distribution show the pulls (Color figure online)

$X(3915)$, there is no evidence of signal. The 95 % CL upper limits on the number of candidates are shown in Table 1 and

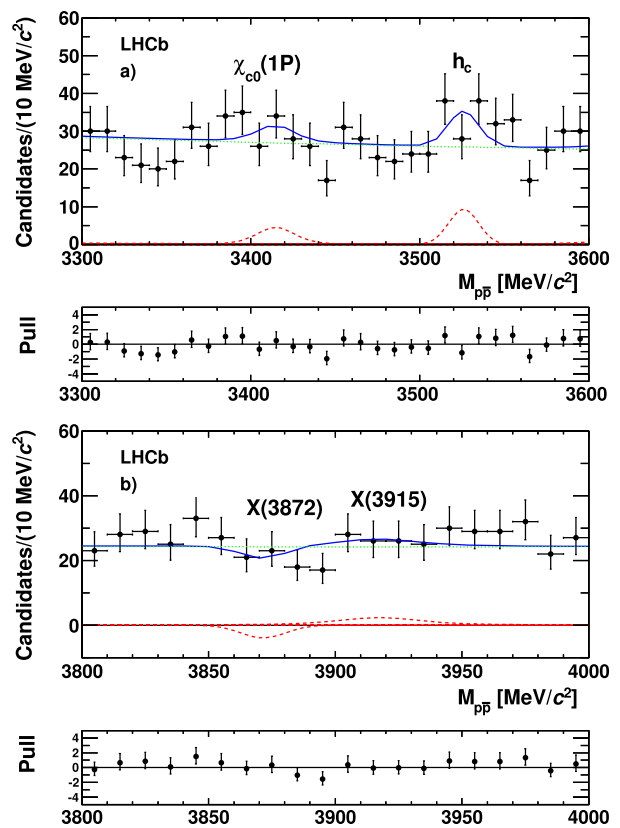


Fig. 5 Invariant mass distribution of the $p\bar{p}$ system in the regions around (a) the $\chi_{c0}(1P)$ and h_c and (b) the $X(3872)$ and $X(3915)$ states. The dotted lines represent the Gaussian and Voigtian functions (red) and the dashed line the smooth function (green) used to parametrize the signal and the background, respectively. The two plots below the mass distribution show the pulls (Color figure online)

Table 1 Signal yields for the different channels and corresponding 95 % CL upper limits for modes with less than 3σ statistical significance. For the J/ψ mode, the non-signal yield is subtracted. Uncertainties are statistical only

B^+ decay mode	Signal yield	Upper limit (95 % CL)
$p\bar{p}K^+$ [total]	6951 ± 176	
$p\bar{p}K^+$ [$M_{p\bar{p}} < 2.85 \text{ GeV}/c^2$]	3238 ± 122	
$J/\psi K^+$	1458 ± 42	
$\eta_c(1S)K^+$	856 ± 46	
$\psi(2S)K^+$	107 ± 16	
$\eta_c(2S)K^+$	39 ± 15	<65.4
$\chi_{c0}(1P)K^+$	15 ± 13	<38.1
$h_c(1P)K^+$	21 ± 11	<40.2
$X(3872)K^+$	-9 ± 8	<10.3
$X(3915)K^+$	13 ± 17	<42.1

are determined from the likelihood profile integrating over the nuisance parameters. Since for the $X(3872)$ the fitted signal yield is negative, the upper limit has been calculated

integrating the likelihood only in the physical region of a signal yield greater than zero.

5 Efficiency determination

The ratio of branching fractions is calculated using

$$\begin{aligned} \mathcal{R}(\text{mode}) &= \frac{\mathcal{B}(B^+ \rightarrow \text{mode} \rightarrow p\bar{p}K^+)}{\mathcal{B}(B^+ \rightarrow J/\psi K^+ \rightarrow p\bar{p}K^+)} \\ &= \frac{N_{\text{mode}}}{N_{J/\psi}} \times \frac{\epsilon_{J/\psi}}{\epsilon_{\text{mode}}}, \end{aligned} \tag{2}$$

where N_{mode} and $N_{J/\psi}$ are the signal yields for the given mode and the reference mode, $B^+ \rightarrow J/\psi K^+ \rightarrow p\bar{p}K^+$, and $\epsilon_{\text{mode}}/\epsilon_{J/\psi}$ is the corresponding ratio of efficiencies. The efficiency is the product of the reconstruction, trigger, and selection efficiencies, and is estimated using simulated data samples.

Since the track multiplicity distribution for simulated events differs from that observed in data, simulated candidates are assigned a weight so that the weighted distribution reproduces the observed multiplicity distribution. The distributions of $\Delta \ln \mathcal{L}_{K\pi}$ and $\Delta \ln \mathcal{L}_{p\pi}$ for kaons and protons in data are obtained in bins of momentum, pseudorapidity and number of tracks from control samples of $D^{*+} \rightarrow D^0(\rightarrow K^-\pi^+)\pi^+$ decays for kaons and $\Lambda \rightarrow p\pi^-$ decays for protons, which are then used on a track-by-track basis to correct the simulation. The efficiency as a function of $M_{p\bar{p}}$ is shown in Fig. 6. A linear fit to the efficiency distribution is performed and the efficiency ratios are determined based on the fit result.

6 Systematic uncertainties

The measurements of the relative branching fractions depend on the ratios of signal yields and efficiencies with respect to the reference mode. Since the final state is the same in all cases, most of the systematic uncertainties cancel. The systematic uncertainty on the efficiency ratio, in each region of $p\bar{p}$ invariant mass, is determined from the difference between the efficiency ratios calculated using the solid fitted line and the dashed point-by-point interpolation shown in Fig. 6. The uncertainty associated with the evaluation of the B^+ signal yield has been determined by varying the fit range by $\pm 30 \text{ MeV}/c^2$, using a single Gaussian instead of a double Gaussian function to model the signal PDF, and using an exponential function to model the background. For each charmonium resonance the systematic uncertainty on the signal yield has been investigated by varying the B mass signal window by $\pm 10 \text{ MeV}/c^2$, the signal and background

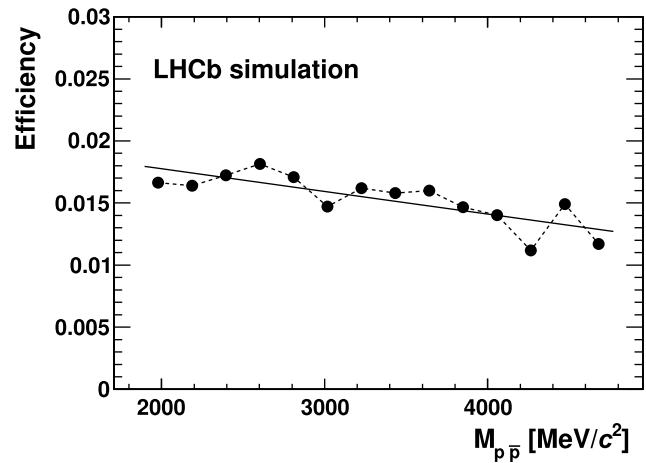


Fig. 6 Efficiency as a function of $M_{p\bar{p}}$ for $B^+ \rightarrow p\bar{p}K^+$ decays. The solid line represents the linear fit to the efficiency distribution; the dashed line is the point-by-point interpolation used to estimate the systematic uncertainty

shape parametrization and the subtraction of the $c\bar{c}$ contribution from the continuum. The systematic uncertainty associated with the parametrization of the signal tails of the J/ψ , $\eta_c(1S)$ and $\psi(2S)$ resonances is taken into account by taking the difference between the number of candidates in the observed distribution and the number of candidates calculated from the integral of the fit function in the range -6σ to -2.5σ . The systematic uncertainty associated with the selection procedure is estimated by changing the value of the BDT selection to -0.03 , which retains 85 % of the signal with a 30 % background, and is found to be negligible. The contributions to the systematic uncertainties from the different sources are listed in Table 2. The total systematic uncertainty is determined by adding the individual contributions in quadrature.

7 Results

The results are summarized in Table 3 and the values of the product of branching fractions derived from our measurement using the world average values $\mathcal{B}(B^+ \rightarrow J/\psi K^+) = (1.013 \pm 0.034) \times 10^{-3}$ and $\mathcal{B}(J/\psi \rightarrow p\bar{p}) = (2.17 \pm 0.07) \times 10^{-3}$ [16] are listed in Table 4. The branching fractions obtained are compatible with the world average values [16]. The upper limit on $\mathcal{B}(B^+ \rightarrow \chi_{c0}(1P)K^+ \rightarrow p\bar{p}K^+)$ is compatible with the world average $\mathcal{B}(B^+ \rightarrow \chi_{c0}(1P)K^+) \times \mathcal{B}(\chi_{c0}(1P) \rightarrow p\bar{p}) = (0.030 \pm 0.004) \times 10^{-6}$ [16]. We combine our upper limit for $X(3872)$ with the known value for $\mathcal{B}(B^+ \rightarrow X(3872)K^+) \times \mathcal{B}(X(3872) \rightarrow J/\psi\pi^+\pi^-) = (8.6 \pm 0.8) \times 10^{-6}$ [16] to obtain the limit

$$\frac{\mathcal{B}(X(3872) \rightarrow p\bar{p})}{\mathcal{B}(X(3872) \rightarrow J/\psi\pi^+\pi^-)} < 2.0 \times 10^{-3}.$$

Table 2 Relative systematic uncertainties (in %) on the relative branching fractions from different sources. The total systematic uncertainty is determined by adding the individual contributions in quadrature

Source	$\mathcal{R}(\text{total})$	$\mathcal{R}(M_{p\bar{p}} < 2.85 \text{ GeV}/c^2)$	$\mathcal{R}(\eta_c(1S))$	$\mathcal{R}(\psi(2S))$
Efficiency ratio	0.21	0.5	3.3	4.8
B^+ mass fit range	0.16	0.5	–	–
Sig. and Bkg. shape	2.5	3.6	1.8	6.5
B^+ mass window	0.6	0.6	0.9	3.8
Non-signal component	–	–	0.4	5.1
Signal tail param.	1.0	1.0	1.2	4.3
Total	2.8	3.8	4.1	11.3

Source	$\mathcal{R}(\eta_c(2S))$	$\mathcal{R}(\chi_{c0}(1P))$	$\mathcal{R}(h_c(1P))$	$\mathcal{R}(X(3872))$	$\mathcal{R}(X(3915))$
Efficiency ratio	4.4	2.5	3.4	6.5	7.0
B^+ mass fit range	–	–	–	–	–
Sig. and Bkg. shape	3.9	3.3	14.3	5.6	10.1
B^+ mass window	11.3	23.6	23.6	17.5	7.5
Non-signal component	–	–	–	–	–
Signal tail param.	1.0	1.0	1.0	1.0	1.0
Total	12.8	24.0	27.8	19.5	15.5

Table 3 Signal yields, efficiency ratios, ratios of branching fractions and corresponding upper limits

$B^+ \rightarrow (\text{mode}) \rightarrow p\bar{p}K^+$	Yield $\pm \text{stat} \pm \text{syst}$	$\epsilon_{\text{mode}}/\epsilon_{J/\psi}$ $\pm \text{syst}$	$\mathcal{R}(\text{mode})$ $\pm \text{stat} \pm \text{syst}$	Upper Limit 95 % CL
$J/\psi K^+$	$1458 \pm 42 \pm 24$	–	1	–
total	$6951 \pm 176 \pm 171$	0.970 ± 0.002	$4.91 \pm 0.19 \pm 0.14$	–
$M_{p\bar{p}} < 2.85 \text{ GeV}/c^2$	$3238 \pm 122 \pm 121$	1.097 ± 0.006	$2.02 \pm 0.10 \pm 0.08$	–
$\eta_c(1S)K^+$	$856 \pm 46 \pm 19$	1.016 ± 0.034	$0.578 \pm 0.035 \pm 0.026$	–
$\psi(2S)K^+$	$107 \pm 16 \pm 13$	0.921 ± 0.044	$0.080 \pm 0.012 \pm 0.009$	–
$\eta_c(2S)K^+$	$39 \pm 15 \pm 5$	0.927 ± 0.041	$0.029 \pm 0.011 \pm 0.004$	<0.048
$\chi_{c0}(1P)K^+$	$15 \pm 13 \pm 4$	0.957 ± 0.024	$0.011 \pm 0.009 \pm 0.003$	<0.028
$h_c(1P)K^+$	$21 \pm 11 \pm 5$	0.943 ± 0.032	$0.015 \pm 0.008 \pm 0.004$	<0.029
$X(3872)K^+$	$-9 \pm 8 \pm 2$	0.896 ± 0.058	$-0.007 \pm 0.006 \pm 0.002$	<0.008
$X(3915)K^+$	$13 \pm 17 \pm 5$	0.890 ± 0.062	$0.010 \pm 0.013 \pm 0.002$	<0.032

Table 4 Branching fractions for $B^+ \rightarrow (\text{mode}) \rightarrow p\bar{p}K^+$ derived using the world average value of the $\mathcal{B}(B^+ \rightarrow J/\psi K^+)$ and $\mathcal{B}(J/\psi \rightarrow p\bar{p})$ branching fractions [16]. For the charmonium modes we compare our values to the product of the independently measured branching fractions. The first uncertainties are statistical, the second systematic in the present measurement, and the third systematic from the uncertainty on the J/ψ branching fraction

B^+ decay mode	$\mathcal{B}(B^+ \rightarrow (\text{mode}) \rightarrow p\bar{p}K^+)$ ($\times 10^6$)	UL (95 % CL) ($\times 10^6$)	Previous measurements ($\times 10^6$) [4, 5]
total	$10.81 \pm 0.42 \pm 0.30 \pm 0.49$		$10.76^{+0.36}_{-0.33} \pm 0.70$
$M_{p\bar{p}} < 2.85 \text{ GeV}/c^2$	$4.46 \pm 0.21 \pm 0.18 \pm 0.20$		5.12 ± 0.31
$\eta_c(1S)K^+$	$1.27 \pm 0.08 \pm 0.05 \pm 0.06$		1.54 ± 0.16
$\psi(2S)K^+$	$0.175 \pm 0.027 \pm 0.020 \pm 0.008$		0.176 ± 0.012
$\eta_c(2S)K^+$	$0.063 \pm 0.025 \pm 0.009 \pm 0.003$	<0.106	
$\chi_{c0}(1P)K^+$	$0.024 \pm 0.021 \pm 0.006 \pm 0.001$	<0.062	0.030 ± 0.004
$h_c(1P)K^+$	$0.034 \pm 0.018 \pm 0.008 \pm 0.002$	<0.064	
$X(3872)K^+$	$-0.015 \pm 0.013 \pm 0.003 \pm 0.001$	<0.017	
$X(3915)K^+$	$0.022 \pm 0.029 \pm 0.004 \pm 0.001$	<0.071	

This limit challenges some of the predictions for the molecular interpretations of the $X(3872)$ state and is approaching the range of predictions for a conventional $\chi_{c1}(2P)$ state [17, 18]. Using our result and the $\eta_c(2S)$ branching fraction $\mathcal{B}(B^+ \rightarrow \eta_c(2S)K^+) \times \mathcal{B}(\eta_c(2S) \rightarrow K\bar{K}\pi) = (3.4_{-1.6}^{+2.3}) \times 10^{-6}$ [16], a limit of

$$\frac{\mathcal{B}(\eta_c(2S) \rightarrow p\bar{p})}{\mathcal{B}(\eta_c(2S) \rightarrow K\bar{K}\pi)} < 3.1 \times 10^{-2}$$

is obtained.

8 Summary

Based on a sample of $6951 \pm 176 B^+ \rightarrow p\bar{p}K^+$ decays reconstructed in a data sample, corresponding to an integrated luminosity of 1.0 fb^{-1} , collected with the LHCb detector, the following relative branching fractions are measured

$$\frac{\mathcal{B}(B^+ \rightarrow p\bar{p}K^+)_{\text{total}}}{\mathcal{B}(B^+ \rightarrow J/\psi K^+ \rightarrow p\bar{p}K^+)} = 4.91 \pm 0.19 \text{ (stat)} \pm 0.14 \text{ (syst)},$$

$$\frac{\mathcal{B}(B^+ \rightarrow p\bar{p}K^+)_{M_{p\bar{p}} < 2.85 \text{ GeV}/c^2}}{\mathcal{B}(B^+ \rightarrow J/\psi K^+ \rightarrow p\bar{p}K^+)} = 2.02 \pm 0.10 \text{ (stat)} \pm 0.08 \text{ (syst)},$$

$$\frac{\mathcal{B}(B^+ \rightarrow \eta_c(1S)K^+ \rightarrow p\bar{p}K^+)}{\mathcal{B}(B^+ \rightarrow J/\psi K^+ \rightarrow p\bar{p}K^+)} = 0.578 \pm 0.035 \text{ (stat)} \pm 0.025 \text{ (syst)},$$

$$\frac{\mathcal{B}(B^+ \rightarrow \psi(2S)K^+ \rightarrow p\bar{p}K^+)}{\mathcal{B}(B^+ \rightarrow J/\psi K^+ \rightarrow p\bar{p}K^+)} = 0.080 \pm 0.012 \text{ (stat)} \pm 0.009 \text{ (syst)}.$$

An upper limit on the ratio $\frac{\mathcal{B}(B^+ \rightarrow X(3872)K^+ \rightarrow p\bar{p}K^+)}{\mathcal{B}(B^+ \rightarrow J/\psi K^+ \rightarrow p\bar{p}K^+)} < 0.017$ is obtained, from which a limit of

$$\frac{\mathcal{B}(X(3872) \rightarrow p\bar{p})}{\mathcal{B}(X(3872) \rightarrow J/\psi \pi^+ \pi^-)} < 2.0 \times 10^{-3}$$

is derived.

Acknowledgements We express our gratitude to our colleagues in the CERN accelerator departments for the excellent performance of the LHC. We thank the technical and administrative staff at the LHCb institutes. We acknowledge support from CERN and from the national agencies: CAPES, CNPq, FAPERJ and FINEP (Brazil); NSFC (China); CNRS/IN2P3 and Region Auvergne (France); BMBF, DFG, HGF and MPG (Germany); SFI (Ireland); INFN (Italy); FOM and NWO (The Netherlands); SCSR (Poland); ANCS/IFA (Romania);

MinES, Rosatom, RFBR and NRC ‘‘Kurchatov Institute’’ (Russia); MinECO, XuntaGal and GENCAT (Spain); SNSF and SER (Switzerland); NAS Ukraine (Ukraine); STFC (United Kingdom); NSF (USA). We also acknowledge the support received from the ERC under FP7. The Tier1 computing centres are supported by IN2P3 (France), KIT and BMBF (Germany), INFN (Italy), NWO and SURF (The Netherlands), PIC (Spain), GridPP (United Kingdom). We are thankful for the computing resources put at our disposal by Yandex LLC (Russia), as well as to the communities behind the multiple open source software packages that we depend on.

Open Access This article is distributed under the terms of the Creative Commons Attribution License which permits any use, distribution, and reproduction in any medium, provided the original author(s) and the source are credited.

References

1. N. Brambilla et al., Heavy quarkonium: progress, puzzles, and opportunities. *Eur. Phys. J. C* **71**, 1534 (2011). [arXiv:1010.5827](#)
2. R. Aaij et al. (LHCb Collaboration), Determination of the $X(3872)$ meson quantum numbers. [arXiv:1302.6269](#)
3. J.S. Lange et al., Prospects for $X(3872)$ detection at Panda. *AIP Conf. Proc.* **1374**, 549 (2011). [arXiv:1010.2350](#)
4. B. Aubert et al. (BaBar Collaboration), Measurement of the $B^+ \rightarrow p\bar{p}K^+$ branching fraction and study of the decay dynamics. *Phys. Rev. D* **72**, 051101 (2005). [arXiv:hep-ex/0507012](#)
5. J. Wei et al. (Belle Collaboration), Study of $B^+ \rightarrow p\bar{p}K^+$ and $B^+ \rightarrow p\bar{p}\pi^+$. *Phys. Lett. B* **659**, 80 (2008). [arXiv:0706.4167](#)
6. J. Alves, A. Augusto et al. (LHCb Collaboration), The LHCb detector at the LHC. *J. Instrum.* **3**, S08005 (2008)
7. R. Aaij et al., The LHCb trigger and its performance. *J. Instrum.* **8**, P04022 (2013). [arXiv:1211.3055](#) [hep-ex]
8. T. Sjöstrand, S. Mrenna, P. Skands, PYTHIA 6.4 physics and manual. *J. High Energy Phys.* **05**, 026 (2006). [arXiv:hep-ph/0603175](#)
9. I. Belyaev et al., Handling of the generation of primary events in GAUSS, the LHCb simulation framework, in *Nuclear Science Symposium Conference Record (NSS/MIC)* (IEEE, New York, 2010), p. 1155
10. D.J. Lange, The EvtGen particle decay simulation package. *Nucl. Instrum. Methods A* **462**, 152 (2001)
11. P. Golonka, Z. Was, PHOTOS Monte Carlo: a precision tool for QED corrections in Z and W decays. *Eur. Phys. J. C* **45**, 97 (2006). [arXiv:hep-ph/0506026](#)
12. J. Allison et al. (GEANT4 Collaboration), Geant4 developments and applications. *IEEE Trans. Nucl. Sci.* **53**, 270 (2006)
13. S. Agostinelli et al. (GEANT4 Collaboration), GEANT4: a simulation toolkit. *Nucl. Instrum. Methods A* **506**, 250 (2003)
14. M. Clemencic et al., The LHCb simulation application, GAUSS: design, evolution and experience. *J. Phys. Conf. Ser.* **331**, 032023 (2011)
15. L. Breiman, J.H. Friedman, R.A. Olshen, C.J. Stone, *Classification and Regression Trees* (Wadsworth International Group, Belmont, 1984)
16. J. Beringer et al. (Particle Data Group), Review of Particle Physics (RPP). *Phys. Rev. D* **86**, 010001 (2012)
17. G. Chen, J. Ma, Production of $X(3872)$ at PANDA. *Phys. Rev. D* **77**, 097501 (2008). [arXiv:0802.2982](#)
18. E. Braaten, An estimate of the partial width for $X(3872)$ into $p\bar{p}$. *Phys. Rev. D* **77**, 034019 (2008). [arXiv:0711.1854](#)

The LHCb Collaboration

R. Aaij³⁸, C. Abellan Beteta^{33,n}, A. Adametz¹¹, B. Adeva³⁴, M. Adinolfi⁴³, C. Adrover⁶, A. Affolder⁴⁹, Z. Ajaltouni⁵, J. Albrecht⁹, F. Alessio³⁵, M. Alexander⁴⁸, S. Ali³⁸, G. Alkhazov²⁷, P. Alvarez Cartelle³⁴, A.A. Alves Jr^{22,35}, S. Amato², Y. Amhis⁷, L. Anderlini^{17,f}, J. Anderson³⁷, R. Andreassen^{57,s}, R.B. Appleby⁵¹, O. Aquines Gutierrez¹⁰, F. Archilli¹⁸, A. Artamonov³², M. Artuso⁵³, E. Aslanides⁶, G. Auriemma^{22,m}, S. Bachmann¹¹, J.J. Back⁴⁵, C. Baesso^{54,q}, V. Balagura²⁸, W. Baldini¹⁶, R.J. Barlow⁵¹, C. Barschel³⁵, S. Barsuk⁷, W. Barter⁴⁴, Th. Bauer³⁸, A. Bay³⁶, J. Beddow⁴⁸, I. Bediaga¹, S. Belogurov²⁸, K. Belous³², I. Belyaev²⁸, E. Ben-Haim⁸, M. Benayoun⁸, G. Bencivenni¹⁸, S. Benson⁴⁷, J. Benton⁴³, A. Berezhnoy²⁹, R. Bernet³⁷, M.-O. Bettler⁴⁴, M. van Beuzekom³⁸, A. Bien¹¹, S. Bifani¹², T. Bird⁵¹, A. Bizzeti^{17,h}, P.M. Bjørnstad⁵¹, T. Blake³⁵, F. Blanc³⁶, C. Blanks⁵⁰, J. Blouw¹¹, S. Blusk⁵³, A. Bobrov³¹, V. Bocci²², A. Bondar³¹, N. Bondar²⁷, W. Bonivento¹⁵, S. Borghi⁵¹, A. Borgia⁵³, T.J.V. Bowcock⁴⁹, E. Bowen³⁷, C. Bozzi¹⁶, T. Brambach⁹, J. van den Brand³⁹, J. Bressieux³⁶, D. Brett¹⁰, M. Britsch¹⁰, T. Britton⁵³, N.H. Brook⁴³, H. Brown⁴⁹, I. Burducea²⁶, A. Bursche³⁷, J. Buytaert³⁵, S. Cadeddu¹⁵, O. Callot⁷, M. Calvi^{20,j}, M. Calvo Gomez^{33,n}, A. Camboni³³, P. Campana^{18,35}, A. Carbone^{14,c}, G. Carboni^{21,k}, R. Cardinale^{19,i}, A. Cardini¹⁵, H. Carranza-Mejia⁴⁷, L. Carson⁵⁰, K. Carvalho Akiba², G. Casse⁴⁹, M. Cattaneo³⁵, Ch. Cauet⁹, M. Charles⁵², Ph. Charpentier³⁵, P. Chen^{3,36}, N. Chiapolini³⁷, M. Chrzasczcz²³, K. Ciba³⁵, X. Cid Vidal³⁴, G. Ciezarek⁵⁰, P.E.L. Clarke⁴⁷, M. Clemencic³⁵, H.V. Cliff⁴⁴, J. Closier³⁵, C. Coca²⁶, V. Coco³⁸, J. Cogan⁶, E. Cogneeras⁵, P. Collins³⁵, A. Comerma-Montells³³, A. Contu^{15,52}, A. Cook⁴³, M. Coombes⁴³, S. Coquereau⁸, G. Corti³⁵, B. Couturier³⁵, G.A. Cowan³⁶, D. Craik⁴⁵, S. Cunliffe⁵⁰, R. Currie⁴⁷, C. D'Ambrosio³⁵, P. David⁸, P.N.Y. David³⁸, I. De Bonis⁴, K. De Bruyn³⁸, S. De Capua⁵¹, M. De Cian³⁷, J.M. De Miranda¹, L. De Paula², W. De Silva^{57,s}, P. De Simone¹⁸, D. Decamp⁴, M. Deckenhoff⁹, H. Degaudenzi^{36,35}, L. Del Buono⁸, C. Deplano¹⁵, D. Derkach¹⁴, O. Deschamps⁵, F. Dettori³⁹, A. Di Canto¹¹, J. Dickens⁴⁴, H. Dijkstra³⁵, M. Dogaru²⁶, F. Domingo Bonal^{33,n}, S. Donleavy⁴⁹, F. Dordei¹¹, A. Dosil Suárez³⁴, D. Dossett⁴⁵, A. Dovbnya⁴⁰, F. Dupertuis³⁶, R. Dzhelyadin³², A. Dziurda²³, A. Dzyuba²⁷, S. Easo^{46,35}, U. Egede⁵⁰, V. Egorychev²⁸, S. Eidelman³¹, D. van Eijk³⁸, S. Eisenhardt⁴⁷, U. Eitschberger⁹, R. Ekelhof⁹, L. Eklund⁴⁸, I. El Rifai⁵, Ch. Elsasser³⁷, D. Elsby⁴², A. Falabella^{14,e}, C. Färber¹¹, G. Fardell⁴⁷, C. Farinelli³⁸, S. Farry¹², V. Fave³⁶, D. Ferguson⁴⁷, V. Fernandez Albor³⁴, F. Ferreira Rodrigues¹, M. Ferro-Luzzi³⁵, S. Filippov³⁰, C. Fitzpatrick³⁵, M. Fontana¹⁰, F. Fontanelli^{19,i}, R. Forty³⁵, O. Francisco², M. Frank³⁵, C. Frei³⁵, M. Frosini^{17,f}, S. Furcas²⁰, E. Furfaro²¹, A. Gallas Torreira³⁴, D. Galli^{14,c}, M. Gandelman², P. Gandini⁵², Y. Gao³, J. Garofoli⁵³, P. Garosi⁵¹, J. Garra Tico⁴⁴, L. Garrido³³, C. Gaspar³⁵, R. Gauld⁵², E. Gersabeck¹¹, M. Gersabeck⁵¹, T. Gershon^{45,35}, Ph. Ghez⁴, V. Gibson⁴⁴, V.V. Gligorov³⁵, C. Göbel^{54,q}, D. Golubkov²⁸, A. Golutvin^{50,28,35}, A. Gomes², H. Gordon⁵², M. Grabalosa Gándara⁵, R. Graciani Diaz³³, L.A. Granado Cardoso³⁵, E. Graugés³³, G. Graziani¹⁷, A. Grecu²⁶, E. Greening⁵², S. Gregson⁴⁴, O. Grünberg^{55,r}, B. Gui⁵³, E. Gushchin³⁰, Yu. Guz³², T. Gys³⁵, C. Hadjivasilou⁵³, G. Haefeli³⁶, C. Haen³⁵, S.C. Haines⁴⁴, S. Hall⁵⁰, T. Hampson⁴³, S. Hansmann-Menzemer¹¹, N. Harnew⁵², S.T. Harnew⁴³, J. Harrison⁵¹, P.F. Harrison⁴⁵, T. Hartmann^{55,r}, J. He⁷, V. Heijne³⁸, K. Hennessy⁴⁹, P. Henrard⁵, J.A. Hernando Morata³⁴, E. van Herwijnen³⁵, E. Hicks⁴⁹, D. Hill⁵², M. Hoballah⁵, C. Hombach⁵¹, P. Hopchev⁴, W. Hulsbergen³⁸, P. Hunt⁵², T. Huse⁴⁹, N. Hussain⁵², D. Hutchcroft⁴⁹, D. Hynds⁴⁸, V. Iakovenko⁴¹, P. Ilten¹², R. Jacobsson³⁵, A. Jaeger¹¹, E. Jans³⁸, F. Jansen³⁸, P. Jaton³⁶, F. Jing³, M. John⁵², D. Johnson⁵², C.R. Jones⁴⁴, B. Jost³⁵, M. Kabbalo⁹, S. Kandybei⁴⁰, M. Karacson³⁵, T.M. Karbach³⁵, I.R. Kenyon⁴², U. Kerzel³⁵, T. Ketel³⁹, A. Keune³⁶, B. Khanji²⁰, O. Kochebina⁷, I. Komarov^{36,29}, R.F. Koopman³⁹, P. Koppenburg³⁸, M. Korolev²⁹, A. Kozlinskiy³⁸, L. Kravchuk³⁰, K. Kreplin¹¹, M. Krepis⁴⁵, G. Krocker¹¹, P. Krokovny³¹, F. Kruse⁹, M. Kucharczyk^{20,23,j}, V. Kudryavtsev³¹, T. Kvaratskheliya^{28,35}, V.N. La Thi³⁶, D. Lacarrere³⁵, G. Lafferty⁵¹, A. Lai¹⁵, D. Lambert⁴⁷, R.W. Lambert³⁹, E. Lanciotti³⁵, G. Lanfranchi^{18,35}, C. Langenbruch³⁵, T. Latham⁴⁵, C. Lazzeroni⁴², R. Le Gac⁶, J. van Leerdam³⁸, J.-P. Lees⁴, R. Lefèvre⁵, A. Leflat^{29,35}, J. Lefrançois⁷, O. Leroy⁶, Y. Li³, L. Li Gioi⁵, M. Liles⁴⁹, R. Lindner³⁵, C. Linn¹¹, B. Liu³, G. Liu³⁵, J. von Loeben²⁰, J.H. Lopes², E. Lopez Asamar³³, N. Lopez-March³⁶, H. Lu³, J. Luisier³⁶, H. Luo⁴⁷, F. Machefert⁷, I.V. Machikhiliyan^{4,28}, F. Maciuc²⁶, O. Maev^{27,35}, S. Malde⁵², G. Manca^{15,d}, G. Mancinelli⁶, N. Mangiafave⁴⁴, U. Marconi¹⁴, R. Märki³⁶, J. Marks¹¹, G. Martellotti²², A. Martens⁸, L. Martin⁵², A. Martín Sánchez⁷, M. Martinelli³⁸, D. Martinez Santos³⁹, D. Martins Tostes², A. Massafferri¹, R. Matev³⁵, Z. Mathe³⁵, C. Matteuzzi²⁰, M. Matveev²⁷, E. Maurice⁶, A. Mazurov^{16,30,35,e}, J. McCarthy⁴², R. McNulty¹², B. Meadows^{57,52,s}, F. Meier⁹, M. Meissner¹¹, M. Merk³⁸, D.A. Milanes⁸, M.-N. Minard⁴, J. Molina Rodriguez^{54,q}, S. Monteil⁵, D. Moran⁵¹, P. Morawski²³, R. Mountain⁵³, I. Mous³⁸, F. Muheim⁴⁷, K. Müller³⁷, R. Muresan²⁶, B. Muryin²⁴, B. Muster³⁶, P. Naik⁴³, T. Nakada³⁶, R. Nandakumar⁴⁶, I. Nasteva¹, M. Needham⁴⁷, N. Neufeld³⁵, A.D. Nguyen³⁶, T.D. Nguyen³⁶, C. Nguyen-Mau^{36,o}, M. Nicol⁷, V. Niess⁵, R. Niet⁹, N. Nikitin²⁹, T. Nikodem¹¹, S. Nisar^{56,s}, A. Nomerotski⁵², A. Novoselov³², A. Oblakowska-Mucha²⁴, V. Obraztsov³², S. Oggero³⁸, S. Ogilvy⁴⁸, O. Okhrimenko⁴¹, R. Oldeman^{15,35,d}, M. Orlandea²⁶, J.M. Otalora Goicochea², P. Owen⁵⁰, B.K. Pal⁵³, A. Palano^{13,b}, M. Palutan¹⁸, J. Panman³⁵, A. Papanestis⁴⁶, M. Pappagallo⁴⁸, C. Parkes⁵¹, C.J. Parkinson⁵⁰, G. Passaleva¹⁷, G.D. Patel⁴⁹, M. Patel⁵⁰, G.N. Patrick⁴⁶, C. Patrignani^{19,i}, C. Pavel-Nicorescu²⁶, A. Pazos Alvarez³⁴, A. Pellegrino³⁸, G. Penso^{22,1}

M. Pepe Altarelli³⁵, S. Perazzini^{14,c}, D.L. Perego^{20,j}, E. Perez Trigo³⁴, A. Pérez-Calero Yzquierdo³³, P. Perret⁵, M. Perrin-Terrin⁶, G. Pessina²⁰, K. Petridis⁵⁰, A. Petrolini^{19,i}, A. Phan⁵³, E. Picatoste Olloqui³³, B. Pietrzyk⁴, T. Pilar⁴⁵, D. Pinci²², S. Playfer⁴⁷, M. Plo Casasus³⁴, F. Polci⁸, G. Polok²³, A. Poluektov^{45,31}, E. Polycarpo², D. Popov¹⁰, B. Popovici²⁶, C. Potterat³³, A. Powell⁵², J. Prisciandaro³⁶, V. Pugatch⁴¹, A. Puig Navarro³⁶, W. Qian⁴, J.H. Rademacker⁴³, B. Rakotomiaramanana³⁶, M.S. Rangel², I. Raniuk⁴⁰, N. Rauschmayr³⁵, G. Raven³⁹, S. Redford⁵², M.M. Reid⁴⁵, A.C. dos Reis¹, S. Ricciardi⁴⁶, A. Richards⁵⁰, K. Rinnert⁴⁹, V. Rives Molina³³, D.A. Roa Romero⁵, P. Robbe⁷, E. Rodrigues⁵¹, P. Rodriguez Perez³⁴, G.J. Rogers⁴⁴, S. Roiser³⁵, V. Romanovsky³², A. Romero Vidal³⁴, J. Rouvinet³⁶, T. Ruf³⁵, H. Ruiz³³, G. Sabatino^{22,k}, J.J. Saborido Silva³⁴, N. Sagidova²⁷, P. Sail⁴⁸, B. Saitta^{15,d}, C. Salzmann³⁷, B. Sanmartin Sedes³⁴, M. Sannino^{19,i}, R. Santacesaria²², C. Santamarina Rios³⁴, E. Santovetti^{21,k}, M. Sapunov⁶, A. Sarti^{18,l}, C. Satriano^{22,m}, A. Satta²¹, M. Savrie^{16,e}, D. Savrina^{28,29}, P. Schaack⁵⁰, M. Schiller³⁹, H. Schindler³⁵, S. Schleich⁹, M. Schlupp⁹, M. Schmelling¹⁰, B. Schmidt³⁵, O. Schneider³⁶, A. Schopper³⁵, M.-H. Schune⁷, R. Schwemmer³⁵, B. Sciascia¹⁸, A. Sciubba^{18,l}, M. Seco³⁴, A. Semennikov²⁸, K. Senderowska²⁴, I. Sepp⁵⁰, N. Serra³⁷, J. Serrano⁶, P. Seyfert¹¹, M. Shapkin³², I. Shapoval^{40,35}, P. Shatalov²⁸, Y. Shcheglov²⁷, T. Shears^{49,35}, L. Shekhtman³¹, O. Shevchenko⁴⁰, V. Shevchenko²⁸, A. Shires⁵⁰, R. Silva Coutinho⁴⁵, T. Skwarnicki⁵³, N.A. Smith⁴⁹, E. Smith^{52,46}, M. Smith⁵¹, K. Sobczak⁵, M.D. Sokoloff^{57,s}, F.J.P. Soler⁴⁸, F. Soomro^{18,35}, D. Souza⁴³, B. Souza De Paula², B. Spaan⁹, A. Sparkes⁴⁷, P. Spradlin⁴⁸, F. Stagni³⁵, S. Stahl¹¹, O. Steinkamp³⁷, S. Stoica²⁶, S. Stone⁵³, B. Storaci³⁷, M. Straticiu²⁶, U. Straumann³⁷, V.K. Subbiah³⁵, S. Swientek⁹, V. Syropoulos³⁹, M. Szczekowski²⁵, P. Szczypka^{36,35}, T. Szumlak²⁴, S. T'Jampens⁴, M. Teklishyn⁷, E. Teodorescu²⁶, F. Teubert³⁵, C. Thomas⁵², E. Thomas³⁵, J. van Tilburg¹¹, V. Tisserand⁴, M. Tobin³⁷, S. Tol³⁹, D. Tonelli³⁵, S. Topp-Joergensen⁵², N. Torr⁵², E. Tournefier^{4,50}, S. Tourneur³⁶, M.T. Tran³⁶, M. Tresch³⁷, A. Tsaregorodtsev⁶, P. Tsopelas³⁸, N. Tuning³⁸, M. Ubeda Garcia³⁵, A. Ukleja²⁵, D. Urner⁵¹, U. Uwer¹¹, V. Vagnoni¹⁴, G. Valenti¹⁴, R. Vazquez Gomez³³, P. Vazquez Regueiro³⁴, S. Vecchi¹⁶, J.J. Velthuis⁴³, M. Veltri^{17,g}, G. Veneziano³⁶, M. Vesterinen³⁵, B. Viaud⁷, D. Vieira², X. Vilasis-Cardona^{33,n}, A. Vollhardt³⁷, D. Volynskyy¹⁰, D. Voong⁴³, A. Vorobyev²⁷, V. Vorobyev³¹, C. Voß^{55,r}, H. Voss¹⁰, R. Waldi^{55,r}, R. Wallace¹², S. Wandernoth¹¹, J. Wang⁵³, D.R. Ward⁴⁴, N.K. Watson⁴², A.D. Webber⁵¹, D. Websdale⁵⁰, M. Whitehead⁴⁵, J. Wicht³⁵, J. Wiechczynski²³, D. Wiedner¹¹, L. Wiggers³⁸, G. Wilkinson⁵², M.P. Williams^{45,46}, M. Williams^{50,p}, F.F. Wilson⁴⁶, J. Wishahi⁹, M. Witek²³, S.A. Wotton⁴⁴, S. Wright⁴⁴, S. Wu³, K. Wyllie³⁵, Y. Xie^{47,35}, F. Xing⁵², Z. Xing⁵³, Z. Yang³, R. Young⁴⁷, X. Yuan³, O. Yushchenko³², M. Zangoli¹⁴, M. Zavertyaev^{10,a}, F. Zhang³, L. Zhang⁵³, W.C. Zhang¹², Y. Zhang³, A. Zhelezov¹¹, L. Zhong³, A. Zvyagin³⁵

¹Centro Brasileiro de Pesquisas Físicas (CBPF), Rio de Janeiro, Brazil

²Universidade Federal do Rio de Janeiro (UFRJ), Rio de Janeiro, Brazil

³Center for High Energy Physics, Tsinghua University, Beijing, China

⁴LAPP, Université de Savoie, CNRS/IN2P3, Annecy-Le-Vieux, France

⁵Clermont Université, Université Blaise Pascal, CNRS/IN2P3, LPC, Clermont-Ferrand, France

⁶CPPM, Aix-Marseille Université, CNRS/IN2P3, Marseille, France

⁷LAL, Université Paris-Sud, CNRS/IN2P3, Orsay, France

⁸LPNHE, Université Pierre et Marie Curie, Université Paris Diderot, CNRS/IN2P3, Paris, France

⁹Fakultät Physik, Technische Universität Dortmund, Dortmund, Germany

¹⁰Max-Planck-Institut für Kernphysik (MPIK), Heidelberg, Germany

¹¹Physikalisches Institut, Ruprecht-Karls-Universität Heidelberg, Heidelberg, Germany

¹²School of Physics, University College Dublin, Dublin, Ireland

¹³Sezione INFN di Bari, Bari, Italy

¹⁴Sezione INFN di Bologna, Bologna, Italy

¹⁵Sezione INFN di Cagliari, Cagliari, Italy

¹⁶Sezione INFN di Ferrara, Ferrara, Italy

¹⁷Sezione INFN di Firenze, Firenze, Italy

¹⁸Laboratori Nazionali dell'INFN di Frascati, Frascati, Italy

¹⁹Sezione INFN di Genova, Genova, Italy

²⁰Sezione INFN di Milano Bicocca, Milano, Italy

²¹Sezione INFN di Roma Tor Vergata, Roma, Italy

²²Sezione INFN di Roma La Sapienza, Roma, Italy

²³Henryk Niewodniczanski Institute of Nuclear Physics, Polish Academy of Sciences, Kraków, Poland

²⁴AGH University of Science and Technology, Kraków, Poland

²⁵National Center for Nuclear Research (NCBJ), Warsaw, Poland

²⁶Horia Hulubei National Institute of Physics and Nuclear Engineering, Bucharest-Magurele, Romania

- ²⁷Petersburg Nuclear Physics Institute (PNPI), Gatchina, Russia
- ²⁸Institute of Theoretical and Experimental Physics (ITEP), Moscow, Russia
- ²⁹Institute of Nuclear Physics, Moscow State University (SINP MSU), Moscow, Russia
- ³⁰Institute for Nuclear Research of the Russian Academy of Sciences (INR RAN), Moscow, Russia
- ³¹Budker Institute of Nuclear Physics (SB RAS) and Novosibirsk State University, Novosibirsk, Russia
- ³²Institute for High Energy Physics (IHEP), Protvino, Russia
- ³³Universitat de Barcelona, Barcelona, Spain
- ³⁴Universidad de Santiago de Compostela, Santiago de Compostela, Spain
- ³⁵European Organization for Nuclear Research (CERN), Geneva, Switzerland
- ³⁶Ecole Polytechnique Fédérale de Lausanne (EPFL), Lausanne, Switzerland
- ³⁷Physik-Institut, Universität Zürich, Zürich, Switzerland
- ³⁸Nikhef National Institute for Subatomic Physics, Amsterdam, The Netherlands
- ³⁹Nikhef National Institute for Subatomic Physics and VU University Amsterdam, Amsterdam, The Netherlands
- ⁴⁰NSC Kharkiv Institute of Physics and Technology (NSC KIPT), Kharkiv, Ukraine
- ⁴¹Institute for Nuclear Research of the National Academy of Sciences (KINR), Kyiv, Ukraine
- ⁴²University of Birmingham, Birmingham, United Kingdom
- ⁴³H.H. Wills Physics Laboratory, University of Bristol, Bristol, United Kingdom
- ⁴⁴Cavendish Laboratory, University of Cambridge, Cambridge, United Kingdom
- ⁴⁵Department of Physics, University of Warwick, Coventry, United Kingdom
- ⁴⁶STFC Rutherford Appleton Laboratory, Didcot, United Kingdom
- ⁴⁷School of Physics and Astronomy, University of Edinburgh, Edinburgh, United Kingdom
- ⁴⁸School of Physics and Astronomy, University of Glasgow, Glasgow, United Kingdom
- ⁴⁹Oliver Lodge Laboratory, University of Liverpool, Liverpool, United Kingdom
- ⁵⁰Imperial College London, London, United Kingdom
- ⁵¹School of Physics and Astronomy, University of Manchester, Manchester, United Kingdom
- ⁵²Department of Physics, University of Oxford, Oxford, United Kingdom
- ⁵³Syracuse University, Syracuse, NY, United States
- ⁵⁴Pontifícia Universidade Católica do Rio de Janeiro (PUC-Rio), Rio de Janeiro, Brazil
- ⁵⁵Institut für Physik, Universität Rostock, Rostock, Germany
- ⁵⁶Institute of Information Technology, COMSATS, Lahore, Pakistan
- ⁵⁷University of Cincinnati, Cincinnati, OH, United States
- ^aP.N. Lebedev Physical Institute, Russian Academy of Science (LPI RAS), Moscow, Russia
- ^bUniversità di Bari, Bari, Italy
- ^cUniversità di Bologna, Bologna, Italy
- ^dUniversità di Cagliari, Cagliari, Italy
- ^eUniversità di Ferrara, Ferrara, Italy
- ^fUniversità di Firenze, Firenze, Italy
- ^gUniversità di Urbino, Urbino, Italy
- ^hUniversità di Modena e Reggio Emilia, Modena, Italy
- ⁱUniversità di Genova, Genova, Italy
- ^jUniversità di Milano Bicocca, Milano, Italy
- ^kUniversità di Roma Tor Vergata, Roma, Italy
- ^lUniversità di Roma La Sapienza, Roma, Italy
- ^mUniversità della Basilicata, Potenza, Italy
- ⁿLIFAELS, La Salle, Universitat Ramon Llull, Barcelona, Spain
- ^oHanoi University of Science, Hanoi, Viet Nam
- ^pMassachusetts Institute of Technology, Cambridge, MA, United States
- ^qAssociated to Universidade Federal do Rio de Janeiro (UFRJ), Rio de Janeiro, Brazil
- ^rAssociated to Physikalisches Institut, Ruprecht-Karls-Universität Heidelberg, Heidelberg, Germany
- ^sAssociated to Syracuse University, Syracuse, NY, United States