

Original citation:

Bonfils, X., Gillon, M., Udry, S., Armstrong, David J., Bouchy, F., Delfosse, X., Forveille, T., Fumel, A., Jehin, E., Lendl, M., Lovis, C., Mayor, M., McCormac, J. J., Neves, V., Pepe, F., Perrier, C., Pollaco, D., Queloz, D. and Santos, N. C.. (2012) A hot Uranus transiting the nearby M dwarf GJ 3470 : detected with HARPS velocimetry. Captured in transit with TRAPPIST photometry. *Astronomy & Astrophysics*, Volume 546 . Article number A27.

Permanent WRAP URL:

<http://wrap.warwick.ac.uk/63298>

Copyright and reuse:

The Warwick Research Archive Portal (WRAP) makes this work by researchers of the University of Warwick available open access under the following conditions. Copyright © and all moral rights to the version of the paper presented here belong to the individual author(s) and/or other copyright owners. To the extent reasonable and practicable the material made available in WRAP has been checked for eligibility before being made available.

Copies of full items can be used for personal research or study, educational, or not-for-profit purposes without prior permission or charge. Provided that the authors, title and full bibliographic details are credited, a hyperlink and/or URL is given for the original metadata page and the content is not changed in any way.

Publisher's statement:

Reproduced with permission from *Astronomy & Astrophysics*, © ESO

A note on versions:

The version presented in WRAP is the published version or, version of record, and may be cited as it appears here.

For more information, please contact the WRAP Team at: wrap@warwick.ac.uk

A hot Uranus transiting the nearby M dwarf GJ 3470

Detected with HARPS velocimetry. Captured in transit with TRAPPIST photometry^{★,★★}

X. Bonfils¹, M. Gillon², S. Udry³, D. Armstrong⁷, F. Bouchy⁴, X. Delfosse¹, T. Forveille¹, A. Fumel², E. Jehin², M. Lendl³, C. Lovis³, M. Mayor³, J. McCormac⁷, V. Neves^{1,5,6}, F. Pepe³, C. Perrier¹, D. Pollaco⁷, D. Queloz³, and N. C. Santos^{5,6}

¹ UJF-Grenoble 1 / CNRS-INSU, Institut de Planétologie et d'Astrophysique de Grenoble (IPAG), UMR 5274, 38041 Grenoble, France

e-mail: Xavier.Bonfils@obs.ujf-grenoble.fr

² Institut d'Astrophysique et de Géophysique, Université de Liège, Allée du 6 Août 17, Bât. B5C, 4000 Liège, Belgium

³ Observatoire de Genève, Université de Genève, 51 Ch. des Maillettes, 1290 Sauverny, Switzerland

⁴ Institut d'Astrophysique de Paris, CNRS, Université Pierre et Marie Curie, 98bis Bd Arago, 75014 Paris, France

⁵ Departamento de Física e Astronomia, Faculdade de Ciências, Universidade do Porto, Rua do Campo Alegre, 4169-007 Porto, Portugal

⁶ Centro de Astrofísica, Universidade do Porto, Rua das Estrelas, 4150-762 Porto, Portugal

⁷ Astrophysics Research Centre, School of Mathematics & Physics, Queen's University Belfast, University Road, Belfast BT7 1NN, UK

Received 17 May 2012 / Accepted 23 June 2012

ABSTRACT

We report on the discovery of GJ 3470 b, a transiting hot Uranus of mass $m_p = 14.0 \pm 1.8 M_\oplus$, radius $R_p = 4.2 \pm 0.6 R_\oplus$ and period $P = 3.3371 \pm 0.0002$ day. Its host star is a nearby ($d = 25.2 \pm 2.9$ pc) M1.5 dwarf of mass $M_\star = 0.54 \pm 0.07 M_\odot$ and radius $R_\star = 0.50 \pm 0.06 R_\odot$. The detection was made during a radial-velocity campaign with HARPS that focused on the search for short-period planets orbiting M dwarfs. Once the planet was discovered and the transit-search window narrowed to about 10% of an orbital period, a photometric search started with TRAPPIST and quickly detected the ingress of the planet. Additional observations with TRAPPIST, *EulerCam* and NITES definitely confirmed the transiting nature of GJ 3470b and allowed the determination of its true mass and radius. The star's visible or infrared brightness ($V^{\text{mag}} = 12.3$, $K^{\text{mag}} = 8.0$), together with a large eclipse depth $D = 0.57 \pm 0.05\%$, ranks GJ 3470 b among the most suitable planets for follow-up characterizations.

Key words. techniques: radial velocities – techniques: photometric – planetary systems – stars: late-type – stars: individual: GJ 3470

1. Introduction

Planets in transit are being detected by the thousands thanks to the *Kepler* mission (Borucki et al. 2011), with some being smaller than Earth (Fressin et al. 2012; Muirhead et al. 2012) and some lying in their star's habitable zone (Batalha et al. 2012). *Kepler*'s detections are however made around stars too faint, and/or with transit depths too shallow, to perform transmission and occultation spectroscopy of their atmosphere. Indeed, most *Kepler* host stars are too faint to ascertain the planetary nature of most detections or to measure their mass with current spectrographs. And therefore, observations that aim to characterize the atmosphere of exoplanets remained focused on the planets that transit bright, nearby and small stars which, so far, have been detected with ground-based instruments.

In particular, searches driven by radial-velocity (RV) observations inform the photometric observations by providing targets known to harbor planets, together with a time window to search for their possible transits. Targeting the small M dwarfs, the photometric follow-up of every planet detection is easily made from the ground with a small-aperture telescope (e.g. Gillon et al. 2007b; Nutzman & Charbonneau 2008). For instance, the transit of a Jupiter- (resp. Neptune-) like planet produces a 4-% (resp. half-%) drop in flux when crossing a $0.5-R_\odot$ star. And, since the occurrence rate of Jupiter- and Neptune-like planets with short orbital periods is low (below a few percent – Bonfils et al. 2011), their a priori RV detection and ephemeris enhance the transit-discovery power of a small telescope by a factor of a few hundred. Although smaller size planets are more frequent, their ground-based detection is more difficult. One must then focus on the smallest M dwarfs (e.g. Charbonneau et al. 2009) or make use of a space-borne observatory (e.g. Bonfils et al. 2011; Demory et al. 2011).

This paper reports on the detection of GJ 3470 b, a transiting hot Uranus detected in the framework of our radial-velocity search with HARPS and systematic photometric follow-up. Its outline is as follows: we present the stellar properties of GJ 3470 in Sect. 2, the radial-velocity detection in Sect. 3 and

[★] Based on observations made with the HARPS instrument on the ESO 3.6 m telescope under the program IDs 183.C-0437 at Cerro La Silla (Chile).

^{★★} Our radial-velocity and photometric time series are only available at the CDS via anonymous ftp to cdsarc.u-strasbg.fr (130.79.128.5) or via <http://cdsarc.u-strasbg.fr/viz-bin/qcat?J/A+A/546/A27>

the photometric detection in Sect. 4. Next, we derive the posterior probability of stellar and planetary parameters for the system in Sect. 5 before presenting our conclusions in Sect. 6.

2. The properties of GJ 3470

GJ 3470 (aka LP 424-4, 2MASS J07590587+1523294, NLTT 18739) is an M1.5 dwarf (Reid et al. 1997) seen in the Cancri constellation ($\alpha = 07^h59^m06^s$, $\delta = +15^\circ23'30''$) at a distance $d = 25.2 \pm 2.9$ pc known via photometric calibration (Lépine & Shara 2005).

The *Simbad* astronomical database also identifies GJ 3470 as Melotte 25 EGG 29, which classifies the star as a member of the Hyades cluster (Melotte 25) and could constrain its age. The denomination dates back to Eggen (1990), who assigned GJ 3470 to the Hyades *supercluster* on the basis of its proper motion. However, Eggen also found that, to be a member of the Hyades supercluster, GJ 3470 would have a radial velocity of about $+41.1 \text{ km s}^{-1}$. For a few other stars in his sample, Eggen could compare his radial velocity predictions with literature values and found good matches, most often with differences not exceeding a few hundred m/s. For GJ 3470 however, no literature radial velocity was available at the time and, today, we measure a very different value of $+26.5 \text{ km s}^{-1}$. Thus, we could not consider GJ 3470 as a member of the Hyades supercluster and sought clues from other age proxies. On the one hand, we looked at GJ 3470's H α (6562.808 Å) and $v \sin i$. The spectral line is seen in absorption and the projected rotational velocity is low ($\leq 2 \text{ km s}^{-1}$), both indicative of a mature star older than ~ 300 Myr. On the other hand, we transformed GJ 3470's proper motion (Lépine 2005) and systemic radial velocity (this paper) into galactic velocities ($U = +30$, $V = -12$, $W = -10 \text{ km s}^{-1}$). We found that they match the kinematic population of the young disk (Leggett 1992), which suggests an age of < 3 Gyr (Haywood et al. 1997) as well as an approximately solar metallicity.

Rapaport et al. (2001) gave an apparent brightness $V^{\text{mag}} = 12.27 \pm 0.02$ in an approximately Tycho band, which is compatible with the $V^{\text{mag}} \sim 12.44$ estimate from Lépine (2005). We used the photometric distance to convert its infrared photometry $K = 7.989 \pm 0.023$ (Cutri et al. 2003) into an absolute magnitude $M_K^{\text{mag}} = 5.98 \pm 0.58$ and, after bolometric correction ($BC_K^{\text{mag}} = 2.59$ – Leggett et al. 2001), into an $L_\star = 0.029 \pm 0.002 L_\odot$ luminosity. The K -band mass-luminosity relation of Delfosse et al. (2000) gives a mass of $0.45 \pm 0.11 M_\odot$. We also used the theoretical mass-radius relation of Baraffe et al. (1998), which agrees well with interferometric measurements (Demory et al. 2009). Assuming an age older than 300 Myr and solar metallicity, we converted M_\star into $R_\star = 0.42 \pm 0.10$. The same models also provide the mass-temperature relation and hence $T_{\text{eff}} = 3600 \pm 200$ K. To account for limb-darkening when modeling eclipses, we used the quadratic coefficients of Claret (2000) for $T_{\text{eff}} = 3500$ K, $\log g = 4.5$ and $[\text{Fe}/\text{H}] = 0$ in the z -band ($u_a = 0.40$, $u_b = 0.19$) and V -band ($u_a = 0.38$, $u_b = 0.40$) filters.

3. Spectroscopic detection

We observed GJ 3470 with the HARPS spectrograph, the state-of-the-art velocimeter fiber-fed by the ESO/3.6-m telescope (Mayor et al. 2003; Pepe et al. 2004). Our settings remained the same as for previous observations (e.g. Bonfils et al. 2011). Like GJ3634 – which hosts a super-Earth as reported by our survey (Bonfils et al. 2012) –, GJ 3470 is part of an extended sample

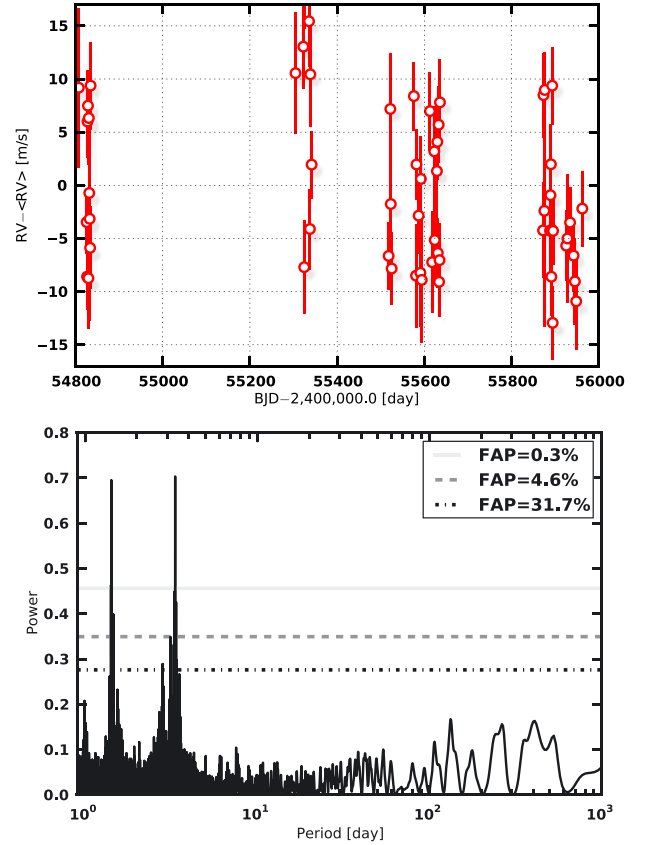


Fig. 1. Upper panel: RV time series of GJ 3470. Bottom panel: periodogram of GJ 3470 RVs. The horizontal lines show different levels of false-alarm probabilities.

of ~ 300 M dwarfs specifically targeted to search for short-period planets, and the subset that transit.

We collected 61 radial-velocity observations of GJ 3470 between 2008 Dec. 08 and 2012 Jan. 14. All are 900-s exposures except the first one, which is a 300-s exposure used to verify that the star is suitable for a planet search (i.e. not too active, not too fast a rotator, nor a spectroscopic binary). Their median uncertainty is $\sigma_i = 3.7$ m/s and results predominantly from photon noise. We note that this uncertainty agrees well with that of other M dwarfs with similar brightness. The GJ 3470 time series (shown in the top panel of Fig. 1 and available electronically) has an observed dispersion $\sigma_e = 7.7$ m/s, indicating intrinsic variability. The periodicity of that signal is seen in a generalized Lomb-Scargle periodogram (Fig. 1, bottom panel – Press et al. 1992; Zechmeister & Kürster 2009) where prominent power excesses are exhibited at periods $P \sim 3.33$ and 1.42 day (alias of each other for a one-day time sampling). The periodogram is shown in Fig. 1, together with false-alarm probability levels computed with bootstrap randomization of the original data (see Bonfils et al. 2011, 2012, for more detailed descriptions).

To model the data with a Keplerian orbit we chose a Bayesian framework and employed a Markov chain Monte Carlo algorithm (MCMC – e.g. Gregory 2005, 2007; Ford 2005). These algorithms sample the joint probability distribution for the model parameters by evolving a solution (i.e. a set of parameter values) in the manner of a random walk. At each step, a new solution is proposed to replace the previous solution. The new solution is accepted following a pseudo-random process that depends on the χ^2 difference between both solutions such that solutions with a higher likelihood are accepted more often. Step-by-step,

accepted solutions build a *chain* which, after enough iterations, reaches a stationary state. One can then discard the first iterations and keep only the stationary part of the chain. The distributions of parameter values of all the remaining chain links then correspond to the targeted joint probability distribution for the model parameters. Our implementation closely follows that of Gregory (2007) with several (10 in our case) chains running in parallel. Each chain is attributed a parameter β that scales the likelihood such that chains with a lower β value present a higher acceptance probability. We also paused the MCMC iteration after every 10 steps and proposed the chains to permute their solutions (which was again accepted pseudo-randomly and according to the likelihood difference between solutions). This approach is reminiscent of simulated annealing algorithms and permits evasion outside of local minima and better exploration of the wide parameter space. Only the chain with $\beta = 1$ corresponds to the targeted probability distribution. Eventually, we thus discarded all chains but the one with $\beta = 1$. We adopted the median of the posterior distributions for the optimal parameter values, and the 68% centered interval for their uncertainties. Hence, the orbital parameters were notably $P = 3.3368 \pm 0.0004$ day, $K = 9.2 \pm 0.8$ m/s, $e = 0.16 \pm 0.08$ and inferior conjunction $T_{\text{tr}} = 2455983.42 \pm 0.14$ JD, modulo integer multiples of the period P . Solutions with period $P \sim 1.42$ day were also found, albeit with a 10 times lower occurrence.

For an $M_{\star} = 0.45 \pm 0.11 M_{\odot}$ star, the optimum parameter values correspond to a companion with a mass $m_p \sin i = 12 \pm 2 M_{\oplus}$.

4. Photometric detection

From the radial velocity orbit, we could predict hypothetical transit times with a 0.14-day accuracy. From mass-radius relationships (e.g. Fortney et al. 2007), we also estimated that the transit depth caused by the eclipse of a pure iron planet would be of about 1 milli-mag and measurable from the ground. We aimed to perform a photometric search for a $\pm 2\text{-}\sigma$ window, i.e. 95% of the posterior density function (PDF) of transit times.

4.1. First transit ingress detection with TRAPPIST

We initiated the photometric search with TRAPPIST and observed on 2012, February 26 between 00^h25^m and 04^h36^m UT. TRAPPIST is a robotic 60-cm telescope installed at La Silla Observatory. It is equipped with a 2048×2048 15 μm CCD camera and provides a 22' × 22' field-of-view with a 0.65'' pixel scale (Jehin et al. 2011). We used a z' -Gunn filter, made 764 exposures of 10 s each and recorded flux for GJ 3470 together with carefully chosen comparison stars in the field. We applied the reduction procedure described in Gillon et al. (2011) to derive the differential photometry (time series which are available electronically in ascii format). We note that changing the comparison stars did not affect the results of our reduction. In Fig. 2 (top) we show the time series after applying binning by 0.005 day (7.2 min) and after computing uncertainties by measuring the dispersion in each bin and divided by the square-root of the number of points.

Immediately after the first night of follow-up we identified a drop in flux compatible with the ingress of a $\sim 4\text{-}R_{\oplus}$ planet, seen in Fig. 2 to start at BJD = 2455983.66 day. The transit seems to occur somewhat less than 2σ later than predicted. We inspected Digital Sky Survey (DSS) images to look for a possible background star. The proper motion of GJ 3470 is fast and for its present position, the 60-year old DSS images can confidently

exclude stars more than 5 mag fainter than GJ3470. We noted that the event is not compatible with the aliased 1.4-d period and we pursued the follow-up with TRAPPIST, the *Euler-Swiss*, and *Nites* telescopes with adjusted ephemeris.

4.2. Confirmation with EulerCam, TRAPPIST, and NITES

From the La Silla Observatory, and after our first (fortunate) night of follow-up, only one transit event could be followed before the end of the current season. The ingress was predicted to occur at BJD ≈ 2455993.68 (2012 March 7, 04^h19^m UT) at an airmass greater than 1.8. To secure the confirmation, we used the *EulerCam* in complement of TRAPPIST. *EulerCam* is a 4k × 4k CCD camera mounted on the Euler Swiss telescope that is also installed in La Silla Observatory. The field-of-view of *EulerCam* is somewhat smaller than that of TRAPPIST (15.7' × 15.7') but the telescope aperture is twice as large and mitigates the scintillation by a factor ~ 1.5 .

TRAPPIST started observing at BJD = 2455993.509 (00^h13^m UT), recorded 943 10-s exposures, and stopped at BJD = 2455993.743 (05^h50^m UT) when GJ 3470 reached an airmass $z = 3.55$. *EulerCam* started at BJD = 2455993.559 (01^h25^m UT), recorded 223 50-s exposures, and stopped at BJD = 2455993.733 (05^h36^m UT) when GJ 3470 reached an airmass $z = 3.04$. We used a z' -Gunn filter with both telescopes. The reduction procedure used for the *EulerCam* is described in Lendl et al. (2012). The time-series photometry presented was obtained with relative aperture photometry, where apertures and references were chosen carefully. As for the previous light-curve, both time-series were binned by 0.005 day and are shown in Fig. 2 (second and third curves, from top to bottom).

In both light curves, we identified a 6.6 ± 0.4 mmag drop in flux consistent with the transit of a $\sim 4\text{-}R_{\oplus}$ planet, with an ingress timing in sync with our predictions. Unfortunately, the star reached an airmass too high for photometric observations before we were able to record the transit egress.

To record a full transit event, we continued the follow-up in the Northern hemisphere, at La Palma, where we predicted the visibility of a few more events before the star would move behind the Sun. The La Palma observations were obtained with the 0.4 m NITES telescope (McCormac, in prep.). Images were obtained in white light using a 1024 × 1024 deep depleted CCD giving 0.7''/pixel and a 12' × 12' field of view. The entire transit was observed without filter and at high airmass. The data were reduced with standard IRAF routines. Observations started on BJD = 2460030.357 (2012 April 12, 20^h34^m UT) and stopped on BJD = 2460030.500 (2012 Apr. 13, 00^h00^m UT). We recorded 586 exposures of 20 s whose aperture photometry is also shown at the bottom of Fig. 2, after binning by 0.005 day. The light curve appears to possess a trend of large amplitude, which is most probably caused by the color-difference between our target and the comparison stars. The airmass-extinction depends on the stars' colors and our target is notably redder than the average comparison star in the field, an effect that is difficult to mitigate for unfiltered observations. Nevertheless, the light curve does confirm the transit event and, more importantly, does constrain its duration.

5. Joined RV+photometry modeling

To measure physical and orbital parameters of the GJ 3470 planetary system, we pooled the photometry and radial-velocity time series. As for the spectroscopic orbit (Sect. 3), we chose a

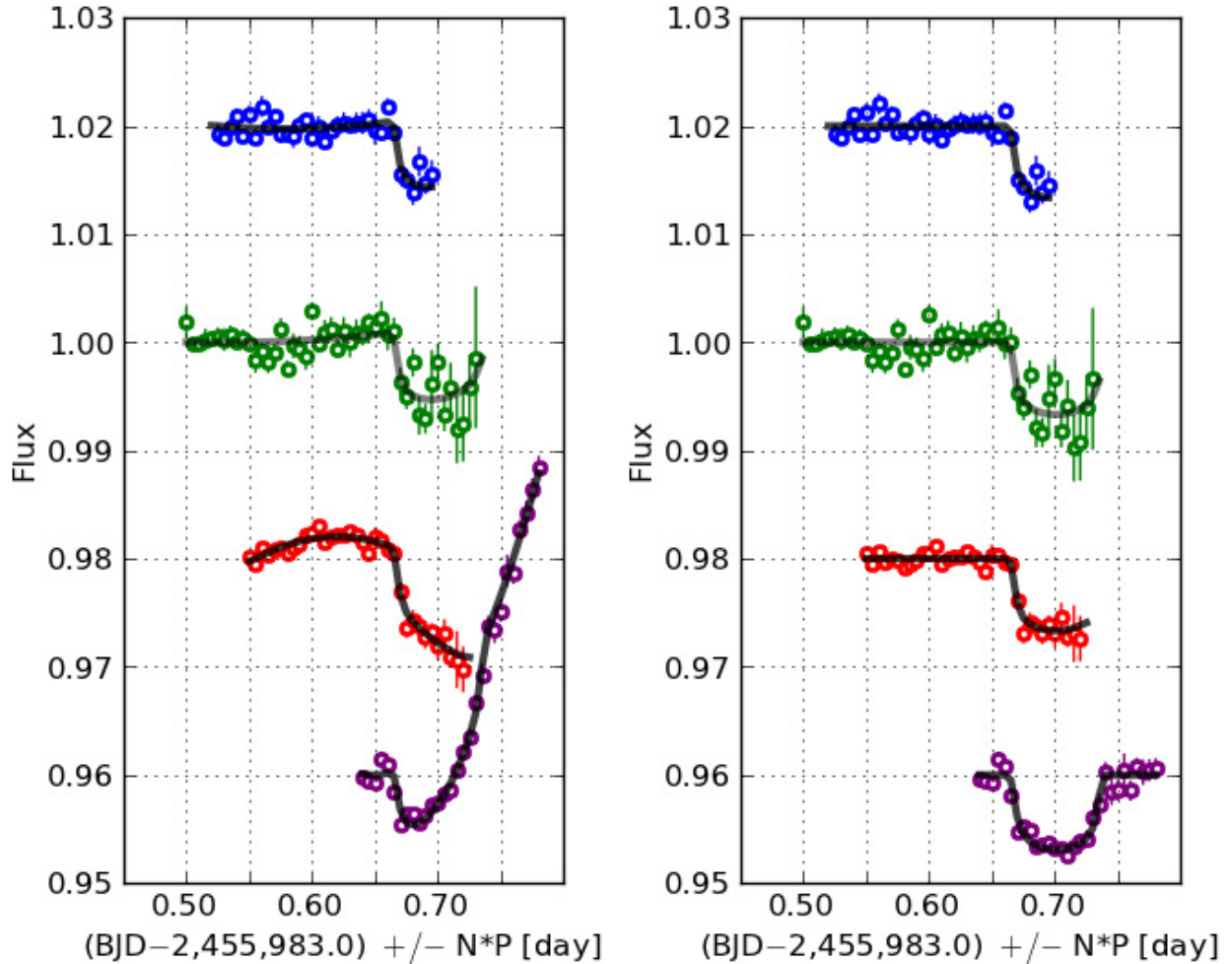


Fig. 2. Light curves of GJ 3470. The *left panel* corresponds to raw light curves (with arbitrary offsets for clarity). The *right panel* corresponds to de-trended light curves. *From top to bottom*, light curves were obtained with TRAPPIST (on 2012 February 26), TRAPPIST (on 2012 March 7), EulerCam (on 2012 March 7) and NITES (on 2012 April 12). The optimum model is over-plotted with a black curve (see Sect. 5).

Bayesian framework and used a MCMC algorithm. We modeled the data with a planet on a Keplerian motion around the star, with 18 variables for the parametrization: the systemic velocity γ , the orbital period P , the RV semi-amplitude K , the eccentricity e , the argument of periastron ω , the time of passage at periastron T_0 , the planet-to-star radius ratio R_p/R_* , the scaled semi-major axis a/R_* and the orbital inclination on the sky i . In addition, to allow for quadratic baselines in the photometric time-series, we added 4×3 parameters, and to model the additive error (i.e. quadratically in excess of photon noise) we used five ad hoc variables, ϵ_{rv} , $\epsilon_{ph,1}$, $\epsilon_{ph,2}$, $\epsilon_{ph,3}$ and $\epsilon_{ph,4}$, for each one of the five RV and photometric time series.

As dictated by Bayesian statistics, we gave a priori descriptions for the probability distributions of parameter values. We chose uniform probability distributions for γ , e , ω , T_0 , a/R_* , R_p/R_* , $\log(P)$, and $\log(K)$ (so-called *Jeffreys* priors for P and K). We chose i such that orbits have isotropic distributions. And we chose distributions that are uniform in a logarithmic scale above a given threshold and uniform in a linear scale below (so-called *modified Jeffreys* priors), for all four additive noise parameters. With each prior distribution we defined a range of authorized values (labeled by min and max subscripts) and a threshold value for the modified Jeffreys priors (labeled with 0 subscripts). Only for the baselines parameters, which are all linear, we solved for the best χ^2 analytically. We report our choices for the prior distributions, parameter ranges and threshold values in Table 2.

In addition, we assumed a stellar mass-radius relationship by interpolating within the Baraffe et al. (1998) model grid (with $[M/H] = 0$ dex, $Y = 0.275$, $L_{mix} = 1.0$ and Age = 1 Gyr), and considered the stellar mass determination from Sect. 2 as one more piece of observational data rather than a parameter to fit. Note that we chose to exclude a description of the Rossiter-McLaughlin effect. It is thought to be small compared to the photon noise and, more practically, no radial-velocity happened to be taken during a transit event.

To enhance the convergence efficiency, we restricted the intervals explored for the orbital period. This allowed us to converge without using several chains of different temperatures running in parallel. We checked that the interval we chose was much larger than the posterior distributions for orbital periods and, therefore, did not affect our results. The MCMC chain converged on a stationary solution after $\sim 10\,000$ steps. We continued iterations for 500 000 more steps and inferred the posterior distributions of parameters from those last steps only. We adopted the median of the posterior distributions for the optimum parameter values, and the 68% centered interval for their (1σ) uncertainties (Table 2).

We also picture the optimal model emerging from our stochastic fitting in Fig. 3, where it is plotted over the phase-folded RV and photometry data. Figure 4 moreover shows the posterior distributions for a subset of system parameters. The top panel of this figure shows that our estimate for the planet's

Table 1. Observed and inferred stellar parameters for GJ 3470.

Spectral type		M1.5	R97
Distance, d	[pc]	25.2 ± 2.9	Lep05
Stellar photometry			
V	[mag]	12.27 ± 0.02	R01
J	[mag]	8.794 ± 0.019	Cu03
H	[mag]	8.206 ± 0.023	Cu03
K	[mag]	7.989 ± 0.023	Cu03
Stellar absolute magnitudes			
M_V	[mag]	10.26 ± 0.57	
M_K	[mag]	5.98 ± 0.58	
Bolometric correction, BC_K	[mag]	2.59	via Leg01
Luminosity, L_\star	[L_\odot]	0.029 ± 0.002	
Mass, M_\star	[M_\odot]	0.45 ± 0.11	via D00
Radius, R_\star	[R_\odot]	0.42 ± 0.10	via B98
Effective temperature, T_{eff}	[K]	3600 ± 200	via B98
Galactic velocities, (U, V, W)	[km s $^{-1}$]	$(+29, -12, -10)$	
Age, τ	[Gyr]	0.3–3	
Limb-darkening coefficients			CI00
z' filter : u_a, u_b		0.40, 0.19	
V filter : u_a, u_b		0.38, 0.40	

Notes. Note that the stellar mass and radii are also constrained by the data of this paper and that posterior values are given in Table 2. R97: Reid et al. (1997); Lep05: Lépine & Shara (2005); R01: Rapaport et al. (2001); Cu03: Cutri et al. (2003); Leg01: Leggett et al. (2001); D00: Delfosse et al. (2000); B98: Baraffe et al. (1998); H97: Haywood et al. (1997); CI00: Claret (2000).

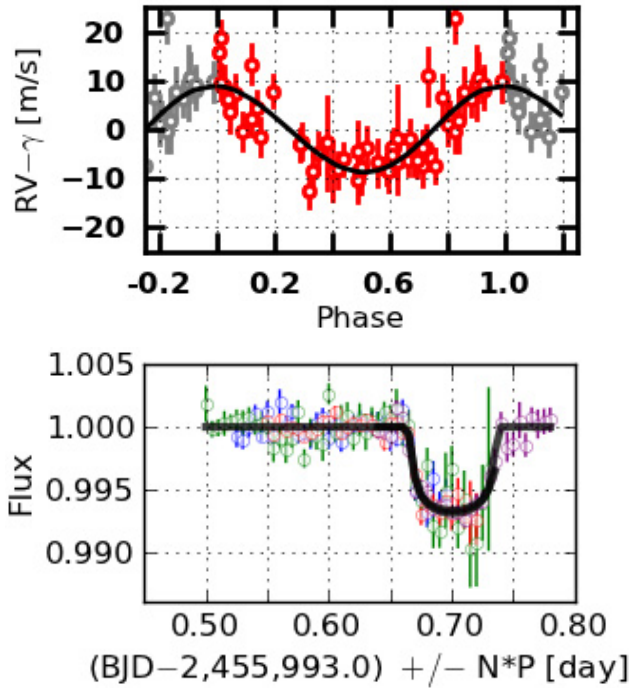


Fig. 3. RV (top) and photometry time series (bottom) phased to the planet's orbital period and with the optimum model overplotted. A two-color code (gray and red) is used for RVs to mark points shown twice. The photometry color code is the same as for Fig. 2.

impact parameter is correlated to the stellar radius. For a small star, only a central transit matches the duration of the La Palma event. A larger star allows for a wider range of impact parameters, but too large a star is rendered improbable by our prior input on M_\star . Our global modeling also attributes a mass, radius and thus density to the planet, $M_p = 14.0 \pm 1.7 M_\oplus$, $R_p = 4.2 \pm 0.6 R_\oplus$ and $\rho_p = 1.07 \pm 0.43 \text{ g/cm}^3$, respectively.

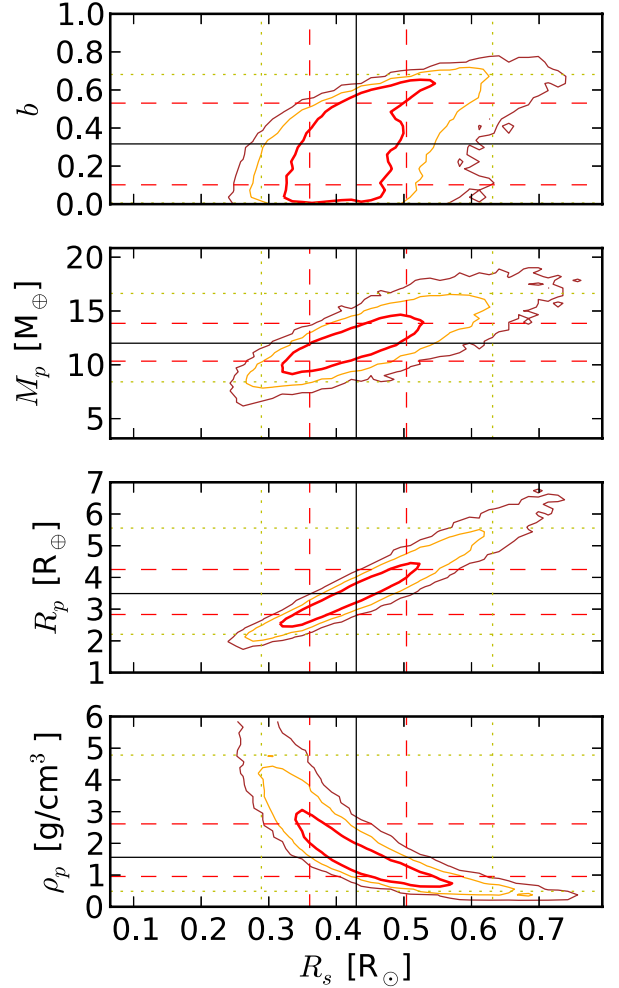


Fig. 4. Posterior distributions for selected system parameters. Isocontours delineate 68.2, 95.4 and 99.7% confidence intervals (red, orange and brown, respectively). The median, 68% and 99.7% confidence intervals of marginalized single parameters are also reported with continuous-black, dashed-red and dotted-yellow lines, respectively.

We repeated the above analysis with polynomials of higher degrees for the photometric baselines. The NITES photometric trend is the strongest and we thus paid particular attention to the egress timings. We tested second, third, and fourth order polynomials and found slight changes in the timing determinations (consistent with the $1 - \sigma$ uncertainties quoted in Table 2). We also found that the stellar radius determination and correlated parameters M_\star , M_p and R_p are sensitive to the choice of baseline. With higher degree polynomials, lower values are found for all parameters (e.g. $M_\star = 0.46 \pm 0.08 M_\odot$, $R_\star = 0.43 \pm 0.07 R_\odot$, $M_p = 12.0 \pm 1.8 M_\oplus$ and $R_p = 3.49 \pm 0.72 R_\oplus$ for the fourth-order polynomial).

Both Fig. 4 and the susceptibility to baseline choices show well that most of the uncertainties for those planetary parameters are bounded to the large uncertainties on the stellar properties (radius or mass). Fortunately, the possibility to refine both stellar and planetary parameters with more precise light curves is a virtue of planetary transits (Seager & Mallén-Ornelas 2003). For instance, a light curve of higher quality, such as those produced with *Spitzer*, will refine ingress and egress durations. This will result in a strong constraint on the impact parameter, resolve the b - R_\star degeneracy and improve the precision of the planetary mass, radius, and density.

Table 2. Modeled and inferred parameters for the GJ 3470 system.

	Unit	Prior	Posterior
Stellar parameters			
Stellar mass, M_\star	$[M_\odot]$		0.541 ± 0.067
Stellar radius, R_\star	$[R_\odot]$		0.503 ± 0.063
Planetary parameters			
Orbital period, P	[day]	Jeffreys ($P_{\min} = 3.33$, $P_{\max} = 3.34$)	3.33714 ± 0.00017
Systemic velocity, γ	$[\text{km s}^{-1}]$	Uniform ($\gamma_{\min} = +26$, $\gamma_{\max} = +27$)	26.51691 ± 0.00053
Radial-velocity semi-amplitude, K	[m/s]	Jeffreys ($K_{\min} = 0.1$, $K_{\max} = 100$)	0.00901 ± 0.00075
Orbital eccentricity, e	[]	Uniform ($e_{\min} = 0$, $e_{\max} = 0.1$)	<0.051 ($1-\sigma$ upper limit)
Argument of periastron, ω	[rad]	Uniform ($\omega_{\min} = 0$, $\omega_{\max} = 2\pi$)	$0-2\pi$ (unconstrained)
Planet-to-star radius ratio, R_p/R_\star	[]	Uniform (min = 0, max = 0.1)	0.0755 ± 0.0031
Transit depth, D	[mmag]		5.69 ± 0.47
Scaled semi-major axis, a/R_\star	[]	Uniform (min = 0, max = 100)	14.9 ± 1.2
Orbital inclination, i	[rad]	Isotropic spin-orbit ($i_{\min} = 0$, $i_{\max} = \pi/2$)	$>88.8^\circ$ ($1-\sigma$ lower limit)
semi-major axis, a	[AU]		0.0348 ± 0.0014
Transit times			
Mid transit, T_{tr}	[day]		$55\,953.6645 \pm 0.0034$
First contact, t_{I}	[day]		$55\,956.9652 \pm 0.0029$
Second contact, t_{II}	[day]		$55\,956.9705 \pm 0.0028$
Third contact, t_{III}	[day]		$55\,957.0325 \pm 0.0051$
Fourth contact, t_{IV}	[day]		$55\,957.0378 \pm 0.0071$
Planetary mass, M_p	$[M_\oplus]$		14.0 ± 1.7
Planetary radius, R_p	$[R_\oplus]$		4.2 ± 0.6
Impact parameter, b	[]		0.22 ± 0.16
Planetary density, ρ_p	$[\text{g/cm}^3]$		1.07 ± 0.43
Planetary surface gravity, g_p	$[\text{m/s}^2]$		7.9 ± 1.8
Equilibrium temperature			
$T_{\text{eq}}, A = 0$	[K]		615 ± 16
$T_{\text{eq}}, A = 0.75$	[K]		435 ± 12
Data parameters			
Radial-velocity time series additive noise for <i>Harps</i> , ϵ_{rv}	[m/s]	Modif. Jeffreys ($\epsilon_{\min} = 0$, $\epsilon_0 = 0.1$, $\epsilon_{\max} = 1000$)	<0.40 ($1-\sigma$ upper limit)
Photometric time series additive noise			
for TRAPPIST (2012, Feb. 26), $\epsilon_{\text{ph},1}$	[mmag]	Modif. Jeffreys ($\epsilon_{\min} = 0$, $\epsilon_0 = 0.1$, $\epsilon_{\max} = 1000$)	2.18 ± 0.19
for TRAPPIST (2012, Mar. 7), $\epsilon_{\text{ph},2}$	[mmag]	Modif. Jeffreys ($\epsilon_{\min} = 0$, $\epsilon_0 = 0.1$, $\epsilon_{\max} = 1000$)	3.51 ± 0.18
for <i>Euler</i> (2012, Feb. 26), $\epsilon_{\text{ph},3}$	[mmag]	Modif. Jeffreys ($\epsilon_{\min} = 0$, $\epsilon_0 = 0.1$, $\epsilon_{\max} = 1000$)	1.33 ± 0.12
for NITES (2012, Apr. 12), $\epsilon_{\text{ph},4}$	[mmag]	Modif. Jeffreys ($\epsilon_{\min} = 0$, $\epsilon_0 = 0.1$, $\epsilon_{\max} = 1000$)	0.04 ± 0.04
Baseline model ($y = a + b\tau + c\tau^2$, where τ is, for a given time series, the time elapsed since the 1st exposure)			
for TRAPPIST (2012, Feb. 26), a			1.000100 ± 0.000461
b			-0.011 ± 0.012
c			0.097 ± 0.068
for TRAPPIST (2012, Mar. 7), a			0.999810 ± 0.000502
b			-0.003 ± 0.011
c			0.049 ± 0.053
for <i>Euler</i> (2012, Feb. 26), a			0.998510 ± 0.000355
b			0.068 ± 0.010
c			-0.487 ± 0.061
for NITES (2012, Apr. 12), a			0.186031 ± 0.000083
b			-0.0058 ± 0.0027
c			0.302 ± 0.018

6. Conclusion

We have presented the transiting planet GJ 3470 b that was discovered with HARPS radial velocities and subsequent photometric follow-up with TRAPPIST, the *Euler-Swiss* and the NITES telescopes. The planet detection adds to the small subset of low-mass planets ($M_p \lesssim 30 M_\oplus$) with measured masses and radii (Fig. 5). Today, its bulk properties remain largely unconstrained, mostly because we have limited knowledge of the stellar properties. With the current mass and radii determinations, GJ 3470 b would be an ice giant and seems comparable to Uranus in our solar system. Among transiting exoplanets, it is intermediate to, on the one hand GJ 436 b (Butler et al. 2004; Gillon et al. 2007b,a), HAT-P-26 b (Hartman et al. 2011) and HAT-P-11 b (Bakos et al. 2010) and, on the other hand, GJ 1214 (Charbonneau et al. 2009)

and 55 Cnc e (Winn et al. 2011; Demory et al. 2011; Gillon et al. 2012). It is actually close to the nominal mass and radius of Kepler-11 c (Lissauer et al. 2011b) and Kepler-20 c (Gautier et al. 2012), which have loose mass determinations.

Resolving the parameter degeneracy is likely to place GJ 3470 b as a remarkable planet. Indeed, on the one hand, if future observations attribute a small radius (e.g. $R_\star \sim 0.45 R_\odot$) to GJ 3470, the planet will be of low-mass ($M_p \sim 12 M_\oplus$) and small ($R_p \sim 3.8 R_\oplus$), in a yet unpopulated mass-radius domain. On the other hand, if future observations confirm or inflate the moderate radius of GJ 3470 ($R_\star \gtrsim 0.50 R_\odot$), the planet will have an unusually low density ($\rho_p \lesssim 1.07 \text{ g/cm}^3$) compared to other ice giants (e.g. $\rho = 1.3$ and 1.6 g/cm^3 for Uranus and Neptune, respectively).

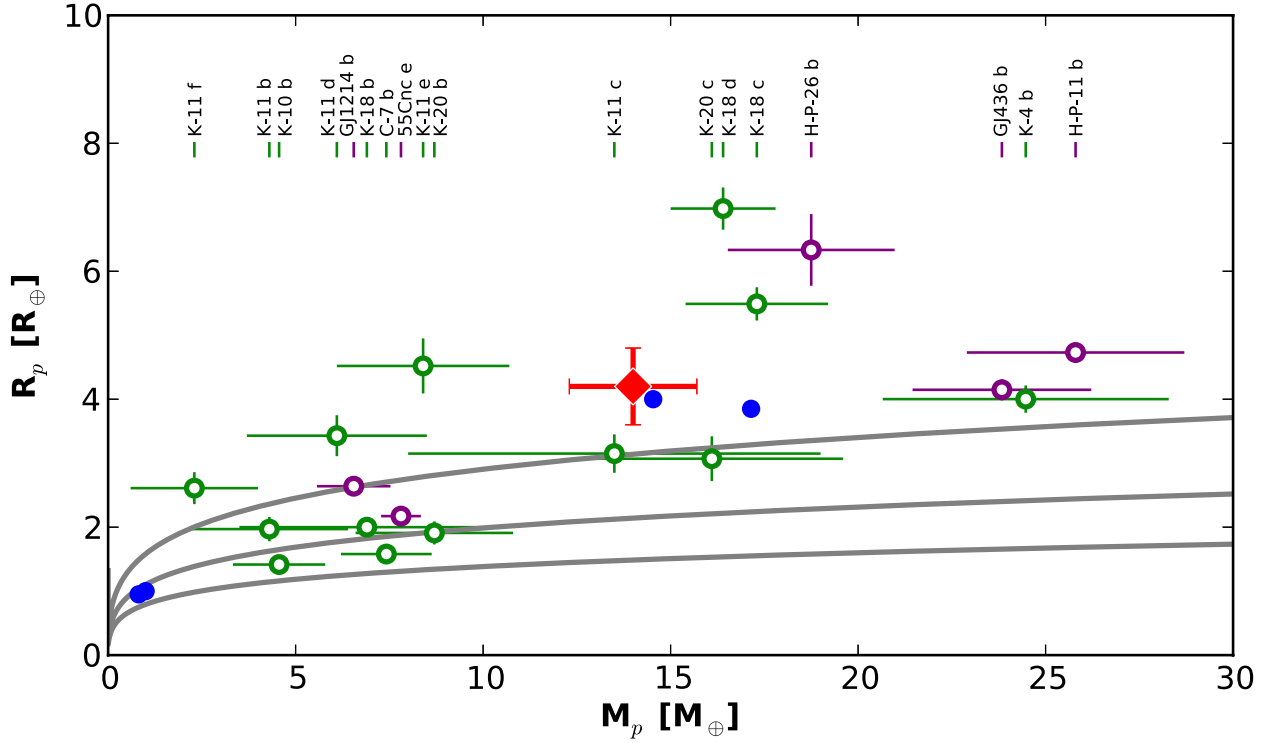


Fig. 5. Diagram with measured masses and radii for known exoplanets. Blue empty circles are for Venus, Earth, Uranus, and Neptune (from left to right). Purple points are for previously known transiting exoplanets detected from the ground and green points are for planets detected from space by Kepler or CoRoT. Small vertical ticks at the top of the figure help to label each detection. Kepler, CoRoT, and HAT planets have short labels, K, C and H, respectively. GJ 3470 b is over plotted with a red diamond. The gray curves show mass-radius relations for water, rock (MgSiO₃ perovskite) and iron, from top to bottom, respectively (Fortney et al. 2007).

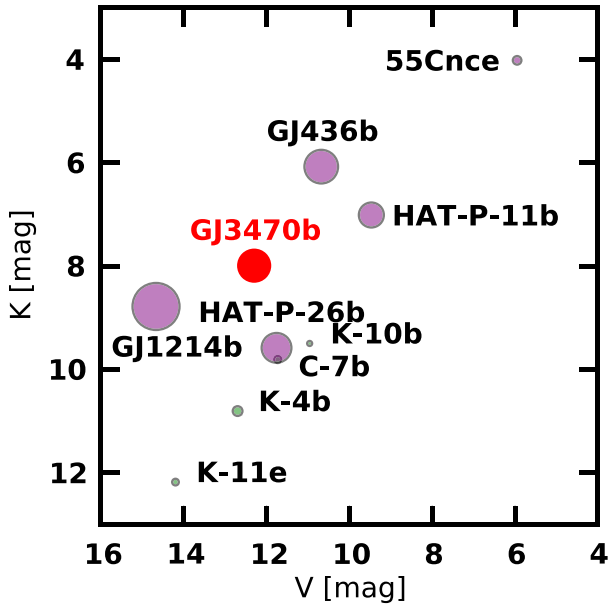


Fig. 6. Attributes for follow-up suitability: K - and V -band stellar brightness for the coordinates and transit depth for the symbol size. Kepler and CoRoT planets are abbreviated with K and C. Adapted from Henry et al. (2011).

Perhaps more importantly, the GJ 3470 system has favorable attributes for follow-up characterization ($V^{\text{mag}} = 12.3$, $K^{\text{mag}} = 7.99$, $D = 0.62\%$). Among super-Earths and exo-Neptunes only 55 Cnc e, GJ 436 b and HAT-P-11 b transit stars brighter in both V - and K -bands. Among those three, only GJ 436 b produces a larger transit depth (see Fig. 6).

We therefore encourage follow-up measurements of GJ 3470 b. Improved transit light curves should increase the precision of the planetary and stellar parameters. Chromatic light-curves (e.g. Bean et al. 2011; Berta et al. 2012) could probe the physico-chemistry of GJ 3470 b's atmosphere. On longer time-scales light curves could also measure GJ 3470's rotation and constrain its age with gyrochronology relations (Barnes 2007; Delorme et al. 2011). Astrometry could give a trigonometric parallax and improve knowledge of GJ 3470's distance. Finally, because the orbits of multi-planet systems are thought to have low mutual inclinations (Lissauer et al. 2011a; Figueira et al. 2012), the low value of planet b's impact parameter ($<0.17 \pm 0.13$) makes of GJ 3470 an attractive target to search for additional transiting/cooler planets.

Acknowledgements. We wish to thank the anonymous referee and David Ehrenreich for thoughtful suggestions that led to an improved manuscript. We are grateful to the ESO La Silla staff for its continuous support. TRAPPIST is a project funded by the Belgian Fund for Scientific Research (Fond National de la Recherche Scientifique, F.R.S-FNRS) under grant FRFC 2.5.594.09.F, with the participation of the Swiss National Science Foundation (SNF). M. Gillon and E. Jehin are FNRS Research Associates. N.C.S. and V.N. acknowledge the support by the European Research Council/European Community under the FP7 through Starting Grant agreement number 239953. N.C.S. also acknowledges the support from Fundação para a Ciência e a Tecnologia (FCT) through program Ciência 2007 funded by FCT/MCTES (Portugal) and POPH/FSE (EC), and in the form of grants reference PTDC/CTE-AST/098528/2008 and PTDC/CTE-AST/098604/2008. V.N. would like to acknowledge the support from the FCT in the form of the fellowship SFRH/BD/60688/2009.

References

- Bakos, G. Á., Torres, G., Pál, A., et al. 2010, *ApJ*, 710, 1724
- Baraffe, I., Chabrier, G., Allard, F., & Hauschildt, P. H. 1998, *A&A*, 337, 403
- Barnes, S. A. 2007, *ApJ*, 669, 1167

- Batalha, N. M., Rowe, J. F., Bryson, S. T., et al. 2012, ApJS, submitted [arXiv:1202.5852]
- Bean, J. L., Désert, J.-M., Kabath, P., et al. 2011, ApJ, 743, 92
- Berta, Z. K., Charbonneau, D., Désert, J.-M., et al. 2012, ApJ, 747, 35
- Bonfils, X., Gillon, M., Forveille, T., et al. 2011, A&A, 528, A111
- Bonfils, X., Delfosse, X., Udry, S., et al. 2012, A&A, in press, DOI: 10.1051/0004-6361/201014704
- Borucki, W. J., Koch, D. G., Basri, G., et al. 2011, ApJ, 736, 19
- Butler, R. P., Vogt, S. S., Marcy, G. W., et al. 2004, ApJ, 617, 580
- Charbonneau, D., Berta, Z. K., Irwin, J., et al. 2009, Nature, 462, 891
- Claret, A. 2000, A&A, 363, 1081
- Cutri, R. M., Skrutskie, M. F., van Dyk, S., et al. 2003, The IRSA 2MASS All-Sky Point Source Catalog
- Delfosse, X., Forveille, T., Ségransan, D., et al. 2000, A&A, 364, 217
- Delorme, P., Cameron, A. C., Hebb, L., et al. 2011, MNRAS, 413, 2218
- Demory, B.-O., Ségransan, D., Forveille, T., et al. 2009, A&A, 505, 205
- Demory, B. O., Gillon, M., Deming, D., et al. 2011, A&A, 533, A114
- Eggen, O. J. 1990, ASP, 102, 166
- Figueira, P., Marmier, M., Boué, G., et al. 2012, A&A, 541, A139
- Ford, E. B. 2005, AJ, 129, 1706
- Fortney, J. J., Marley, M. S., & Barnes, J. W. 2007, ApJ, 659, 1661
- Fressin, F., Torres, G., Rowe, J. F., et al. 2012, Nature, 482, 195
- Gautier, T. N., Charbonneau, D., Rowe, J. F., et al. 2012, ApJ, 749, 15
- Gillon, M., Demory, B.-O., Barman, T., et al. 2007a, A&A, 471, L51
- Gillon, M., Pont, F., Demory, B.-O., et al. 2007b, A&A, 472, L13
- Gillon, M., Doyle, A. P., Lendl, M., et al. 2011, A&A, 533, A88
- Gillon, M., Demory, B.-O., Benneke, B., et al. 2012, A&A, 539, A28
- Gregory, P. C. 2005, ApJ, 631, 1198
- Gregory, P. C. 2007, MNRAS, 374, 1321
- Hartman, J. D., Bakos, G. Á., Kipping, D. M., et al. 2011, ApJ, 728, 138
- Haywood, M., Robin, A. C., & Creze, M. 1997, A&A, 320, 428
- Henry, G. W., Howard, A. W., Marcy, G. W., Fischer, D. A., & Johnson, J. A. 2011, unpublished [arXiv:1109.2549]
- Jehin, E., Gillon, M., Queloz, D., et al. 2011, The Messenger, 145, 2
- Leggett, S. K. 1992, ApJS, 82, 351
- Leggett, S. K., Allard, F., Geballe, T. R., Hauschildt, P. H., & Schweitzer, A. 2001, ApJ, 548, 908
- Lendl, M., Anderson, D. R., Collier-Cameron, A., et al. 2012, A&A, 544, A72
- Lépine, S. 2005, AJ, 130, 1680
- Lépine, S., & Shara, M. M. 2005, AJ, 129, 1483
- Lissauer, J. J., Fabrycky, D. C., Ford, E. B., et al. 2011a, Nature, 470, 53
- Lissauer, J. J., Ragozzine, D., Fabrycky, D. C., et al. 2011b, ApJS, 197, 8
- Mayor, M., Pepe, F., Queloz, D., et al. 2003, The Messenger, 114, 20
- Muirhead, P. S., Johnson, J. A., Apps, K., et al. 2012, ApJ, 747, 144
- Nutzman, P., & Charbonneau, D. 2008, PASP, 120, 317
- Pepe, F., Mayor, M., Queloz, D., et al. 2004, A&A, 423, 385
- Press, W. H., Teukolsky, S. A., Vetterling, W. T., & Flannery, B. P. 1992 (Cambridge: University Press)
- Rapaport, M., Campion, J.-F. L., Soubiran, C., et al. 2001, A&A, 376, 325
- Reid, I. N., Hawley, S. L., & Gizis, J. E. 1997, VizieR On-line Data Catalog, III/198
- Seager, S., & Mallén-Ornelas, G. 2003, ApJ, 585, 1038
- Winn, J. N., Matthews, J. M., Dawson, R. I., et al. 2011, ApJ, 737, L18
- Zechmeister, M., & Kürster, M. 2009, A&A, 496, 577